



US00D432050S

# United States Patent [19] Ligier

[11] **Patent Number: Des. 432,050**

[45] **Date of Patent: \*\* Oct. 17, 2000**

[54] **AUTOMOBILE VEHICLE**

[75] Inventor: **M. Philippe Ligier**, Brugheas, France

[73] Assignee: **Automobiles Ligier**, Vichy, France

[\*\*] Term: **14 Years**

[21] Appl. No.: **29/102,446**

[22] Filed: **Mar. 25, 1999**

[30] **Foreign Application Priority Data**

Sep. 28, 1998 [XH] Hague Agreement ..... DM/046493

[51] **LOC (7) Cl.** ..... **12-16**

[52] **U.S. Cl.** ..... **D12/91**

[58] **Field of Search** ..... D12/90-92, 86;  
296/185

[56] **References Cited**

**U.S. PATENT DOCUMENTS**

D. 346,990 5/1994 Abbott et al. .... D12/91

D. 389,783	1/1998	Tomforde et al. ....	D12/91
D. 390,163	2/1998	Tomforde et al. ....	D12/91
D. 391,898	3/1998	Yoshikawa et al. ....	D12/91
D. 391,899	3/1998	Chibuka et al. ....	D12/91
D. 404,690	1/1999	Garand et al. ....	D12/91
D. 406,795	3/1999	Nagura et al. ....	D12/91

*Primary Examiner*—Melody N. Brown  
*Attorney, Agent, or Firm*—Weingarten, Schurgin, Gagnebin & Hayes LLP

[57] **CLAIM**

The ornamental design for an automobile vehicle, as shown.

**DESCRIPTION**


FIG. 1 is a front elevational view of an automobile vehicle showing my new design;


FIG. 2 is a rear elevational view thereof;

FIG. 3 is a side elevational view thereof; and,

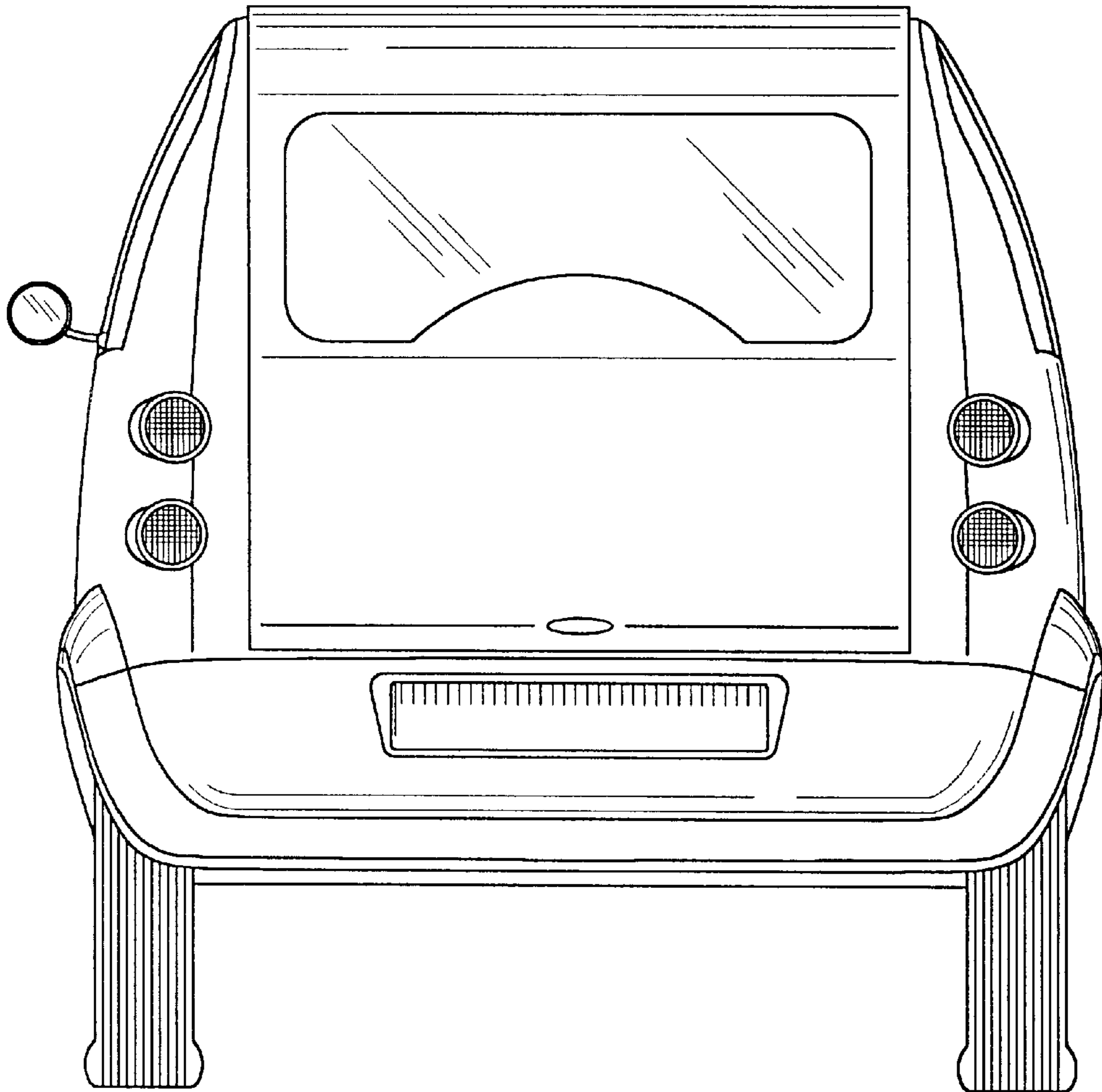
FIG. 4 is a top plan view thereof.

**1 Claim, 4 Drawing Sheets**

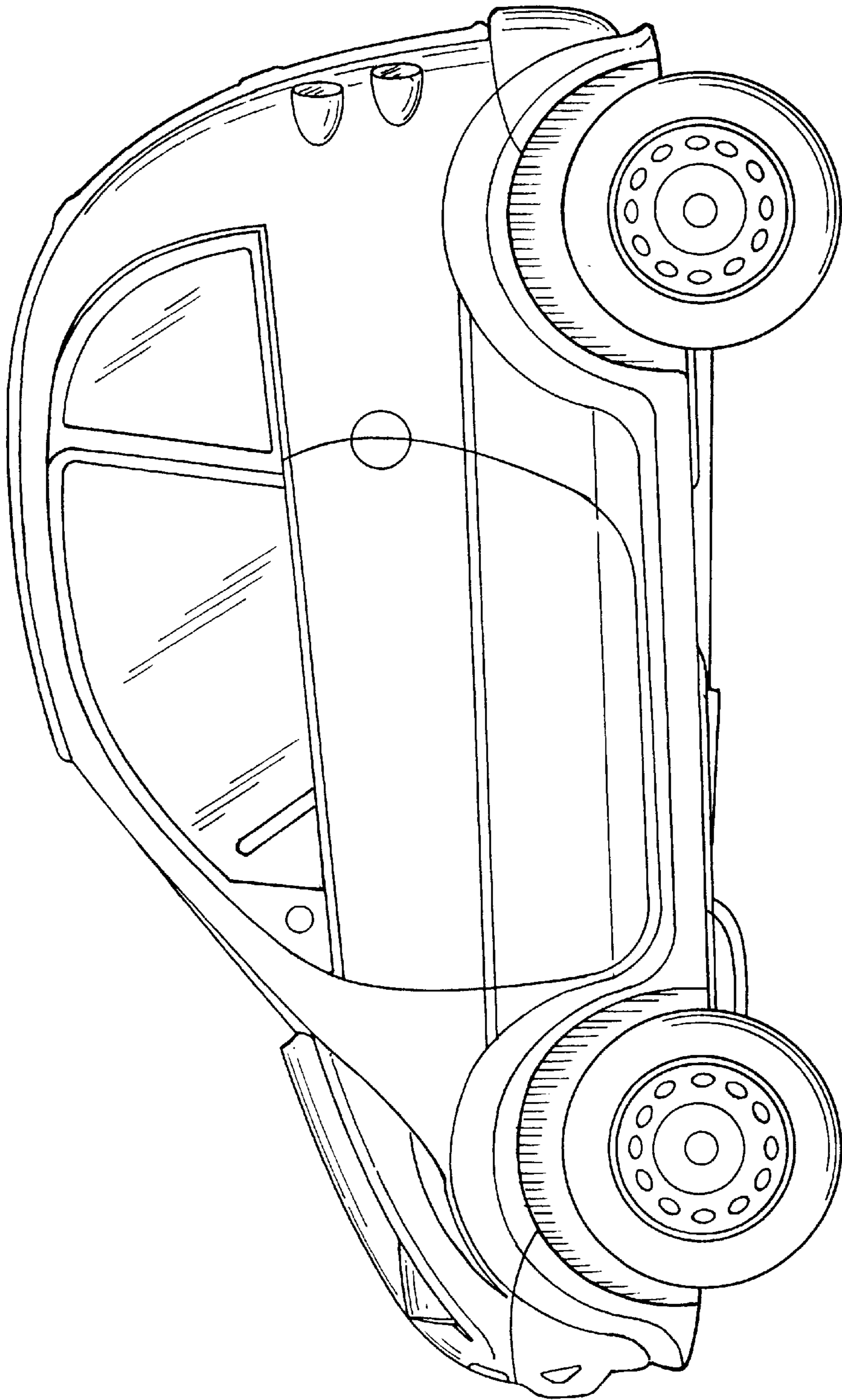




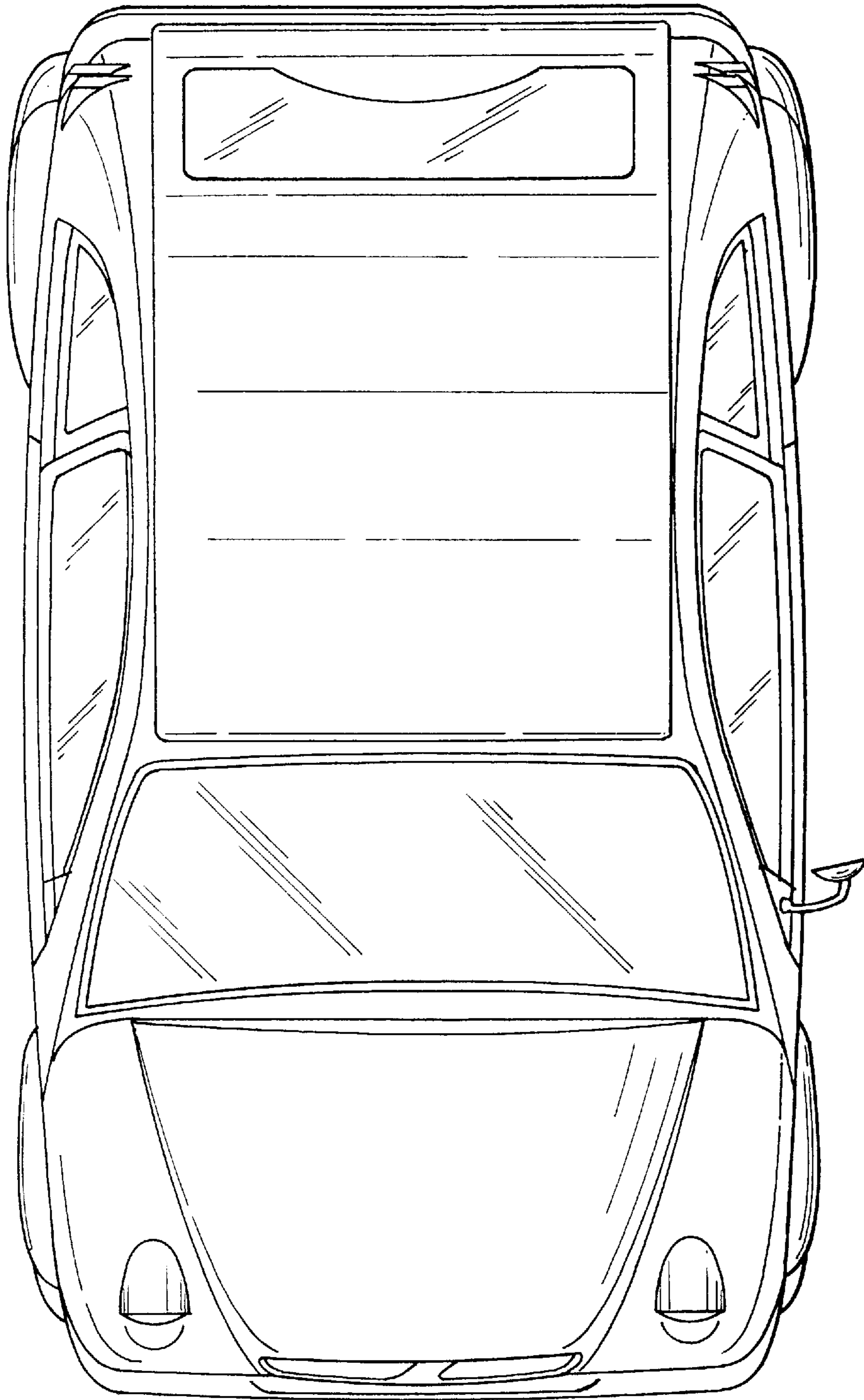
**FIG. 1**



**FIG. 2**



**FIG. 3**



**FIG. 4**