



US00D432046S

United States Patent [19] Visser

[11] **Patent Number: Des. 432,046**

[45] **Date of Patent: ** Oct. 17, 2000**

[54] **LAMP**

D. 407,038 3/1999 Atilano D11/124
1,832,576 11/1931 Palmer 362/121
4,523,260 6/1985 Duncan 362/121

[76] Inventor: **Yvon Visser**, Willem de Zwijgerlaan 84,
hs, 1056 JT Amsterdam, Netherlands

[**] Term: **14 Years**

Primary Examiner—Dominic Simone
Attorney, Agent, or Firm—Bazerman & Drangel, PC

[21] Appl. No.: **29/095,531**

[57] **CLAIM**

[22] Filed: **Oct. 26, 1998**

The ornamental design for a lamp, as shown and described.

[30] **Foreign Application Priority Data**

DESCRIPTION

Jul. 9, 1998 [XH] Hague Agreement 122724301

FIG. 1 is a front perspective view of the lamp showing my new design;

[51] **LOC (7) Cl.** **11-05**

FIG. 2 is a top plan view thereof;

[52] **U.S. Cl.** **D11/125; D11/118; D11/121**

FIG. 3 is a side elevational view thereof, the opposite side being identical;

[58] **Field of Search** D11/117, 118,
D11/121, 124, 125; 362/121, 252, 806,
807; 428/7-11, 18-20

FIG. 4 is a front elevational view thereof, the rear being identical; and,

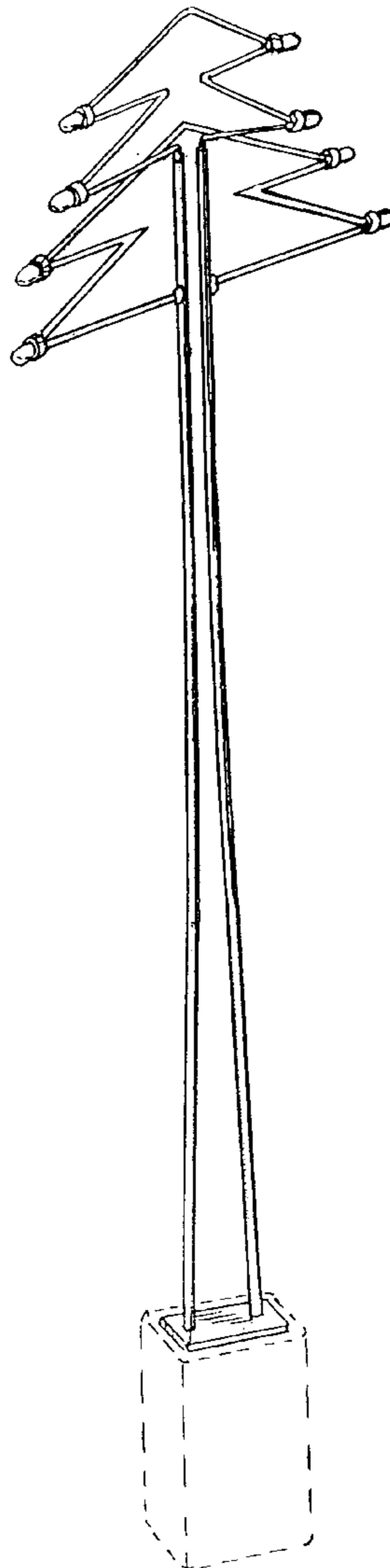
[56] **References Cited**

FIG. 5 is a bottom plan view thereof.

U.S. PATENT DOCUMENTS

D. 211,475 6/1968 Kadmon et al. D11/124

1 Claim, 2 Drawing Sheets



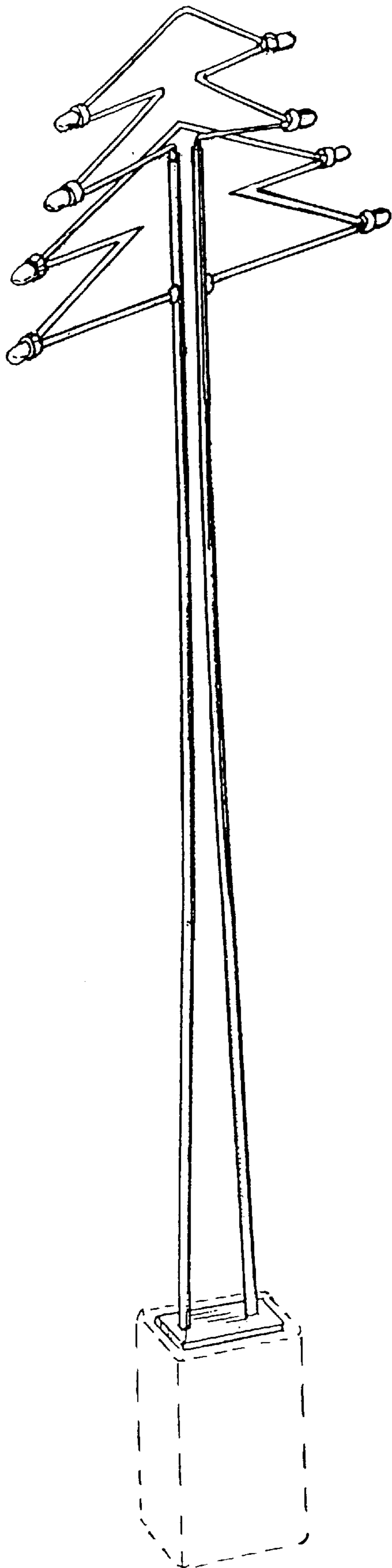


FIG. 1




FIG. 2

FIG. 3

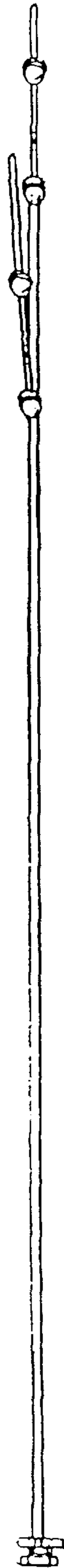


FIG. 4

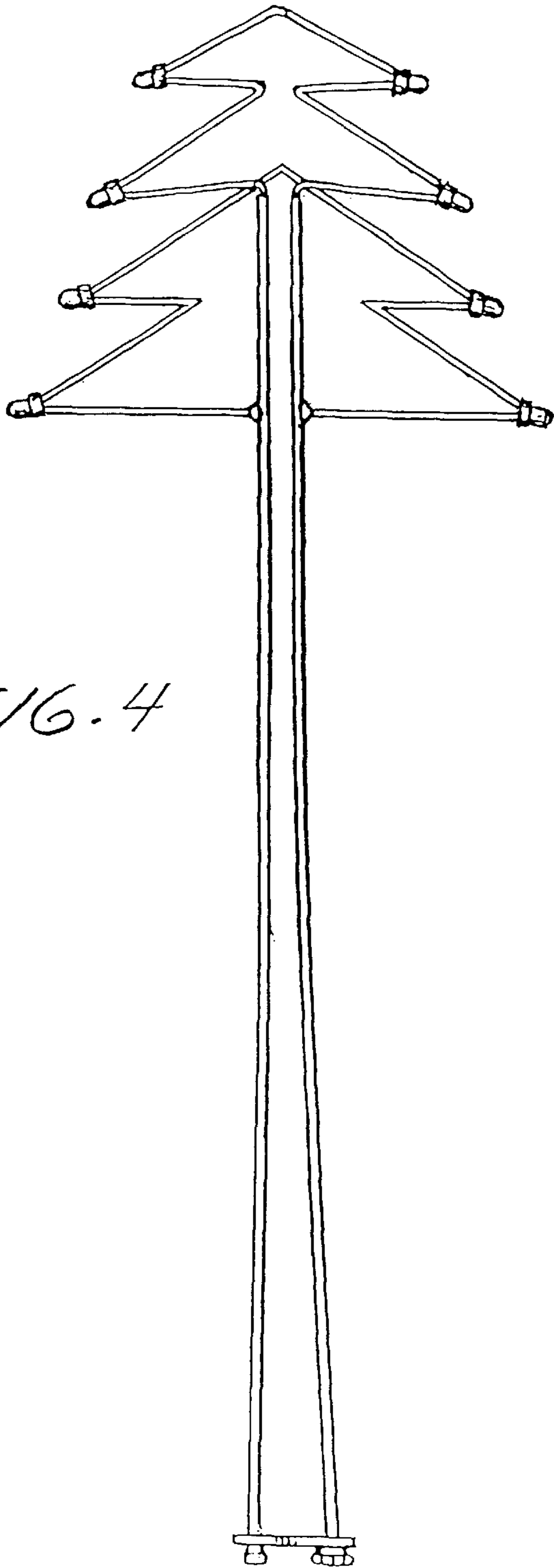


FIG. 5

