



US00D432042S

**United States Patent** [19]  
**Schwartz**

[11] **Patent Number: Des. 432,042**

[45] **Date of Patent: \*\* Oct. 17, 2000**

[54] **JEWELRY LINK AND CHAIN CREATED THEREFROM**

D. 373,968 9/1996 Rozenwasser ..... D11/3  
D. 376,333 12/1996 Rozenwasser ..... D11/15  
D. 415,059 10/1999 Visser ..... D11/13  
5,590,516 1/1997 Schwartz ..... 59/80

[76] Inventor: **Tibor Schwartz**, 1554 46th St.,  
Brooklyn, N.Y. 11219

[\*\*] Term: **14 Years**

*Primary Examiner*—Ralf Seifert  
*Attorney, Agent, or Firm*—Helfgott & Karas, P.C.

[21] Appl. No.: **29/115,686**

[57] **CLAIM**

[22] Filed: **Dec. 16, 1999**

The ornamental design for a jewelry link and chain created therefrom, as shown and described.

[51] **LOC (7) Cl.** ..... **11-01**

**DESCRIPTION**

[52] **U.S. Cl.** ..... **D11/6; D11/93**

[58] **Field of Search** ..... D11/1-6, 12-15,  
D11/18-23, 93, 94; 63/3, 4, 1.1, 12-13;  
59/79.3, 80, 82, 90, 3

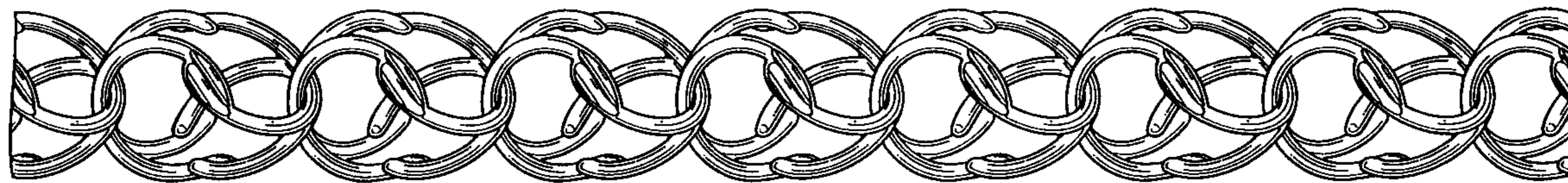
FIG. 1 is a top view of the jewelry link of my new design.  
FIG. 2 is a side view of the jewelry link of FIG. 1.  
FIG. 3 is a bottom view of the jewelry link of FIG. 1; and,  
FIG. 4 is a top view of a section of chain created from the jewelry link of FIG. 1.

[56] **References Cited**

**U.S. PATENT DOCUMENTS**

D. 165,847 2/1952 Jager ..... D11/3

**1 Claim, 2 Drawing Sheets**



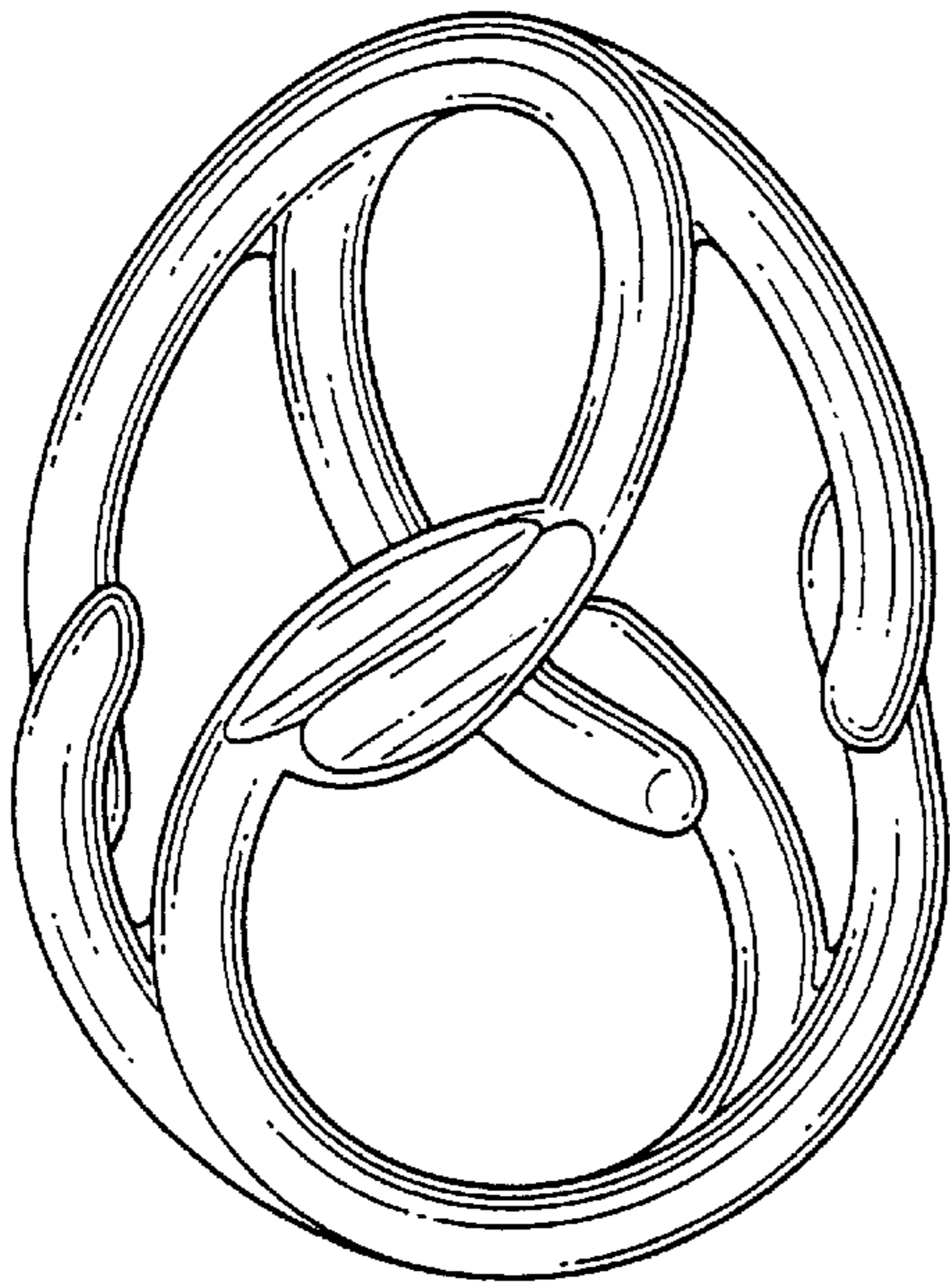


FIG. 1

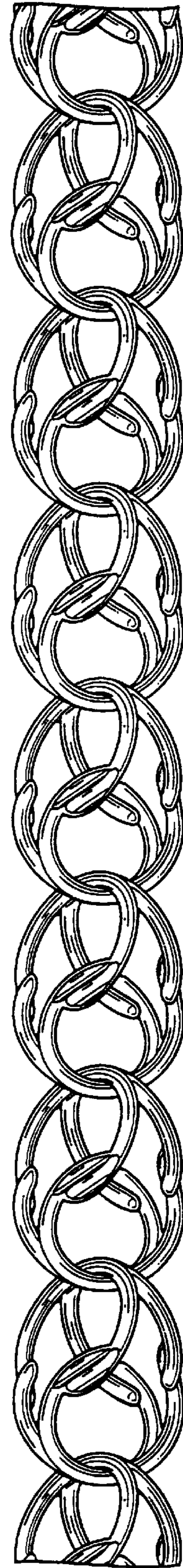


FIG. 4

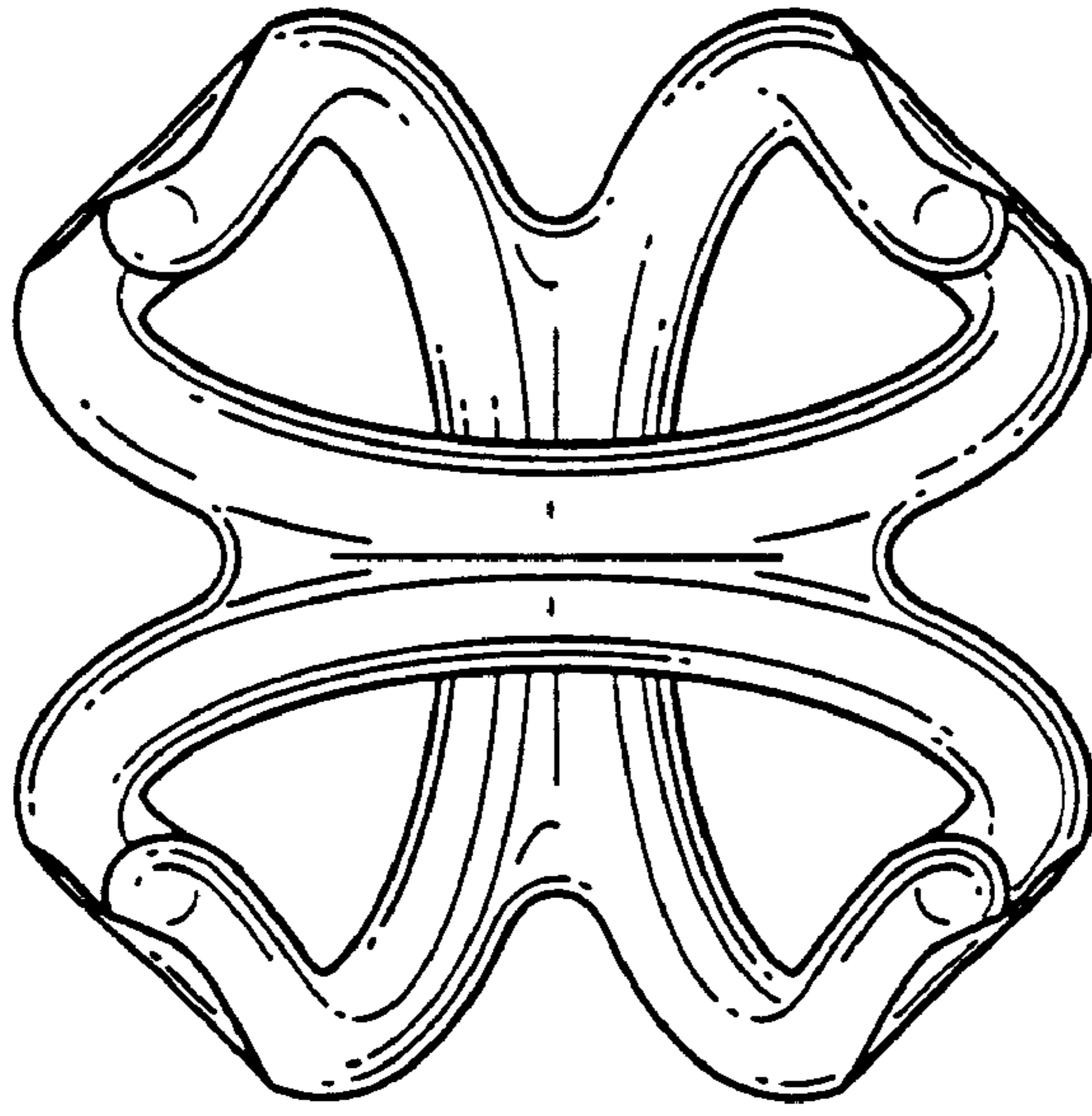


FIG. 3

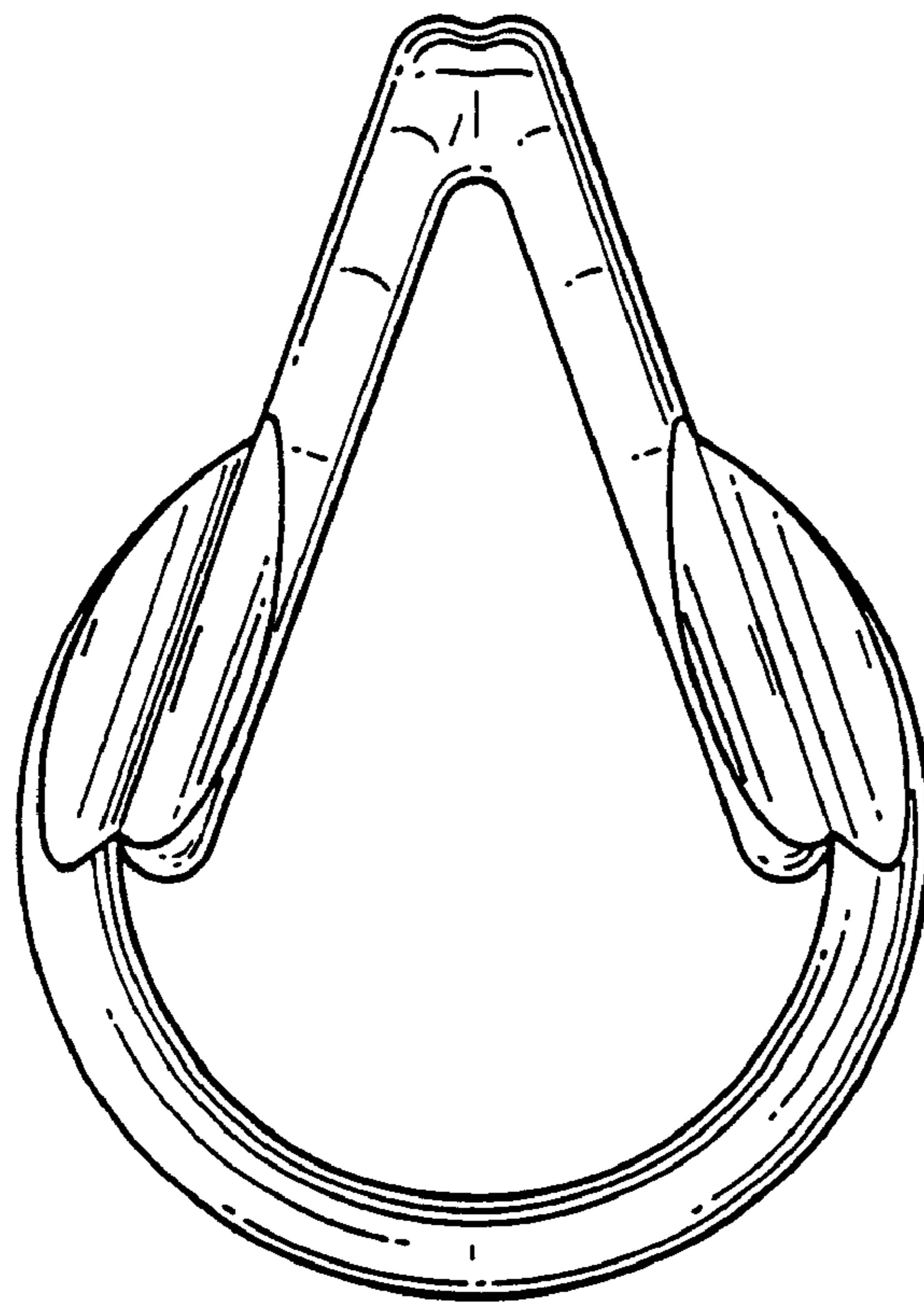


FIG. 2