



US00D432031S

United States Patent [19]

Miller et al.

[11] Patent Number: Des. 432,031

[45] Date of Patent: ** Oct. 17, 2000

[54] GAME SCORING SYSTEM

[75] Inventors: Terry W. Miller; Judy K. Schmidt; John M. Miller; Robert W. Schmidt, all of Poway, Calif.

[73] Assignee: Match Tuff, Poway, Calif.

[**] Term: 14 Years

[21] Appl. No.: 29/095,555

[22] Filed: Oct. 26, 1998

[51] LOC (7) Cl. 21-01

[52] U.S. Cl. D10/46.1

[58] Field of Search D10/46.1; 116/222-225; 235/90, 1 B; 340/323 R, 999; 273/281, 282.1, 287, 236, 148 A

[56] References Cited

U.S. PATENT DOCUMENTS

D. 90,462	8/1933	Tolman et al.	D10/46.1
D. 141,136	5/1945	Alexander et al.	D10/46.1
D. 229,706	12/1973	Lewis	D10/46.1
D. 276,222	11/1984	Eliot	D11/165
402,700	5/1889	Van Zile .	
D. 418,431	1/2000	Niksich	D10/46.1
1,774,721	9/1930	Morris .	
2,115,770	5/1938	Hartzell	116/222
2,280,682	4/1942	Baker .	
3,220,127	11/1965	Wilson	116/222
3,246,411	4/1966	Aafedt	116/222
3,576,174	4/1971	Topel et al.	116/222
3,861,678	1/1975	Fansler	273/3 R
4,164,910	8/1979	Feiler	116/225
5,329,874	7/1994	Posey	116/222
5,615,636	4/1997	Gustafson	116/223
5,694,881	12/1997	Creech	116/222

OTHER PUBLICATIONS

Photograph of Scoring Device no date known.

Primary Examiner—Prabhakar Deshmukh
Attorney, Agent, or Firm—Foley & Lardner

[57] CLAIM

The ornamental design for a game scoring system, as shown and described.

DESCRIPTION

FIG. 1 is a perspective view of a game scoring system showing our new design;
 FIG. 2 is a front elevational view thereof;
 FIG. 3 is a right side elevational view thereof;
 FIG. 4 is a rear elevational view thereof;
 FIG. 5 is a left side elevational view thereof;
 FIG. 6 is a top plan view thereof;
 FIG. 7 is a bottom plan view thereof;
 FIG. 8 is a perspective view thereof shown in its environmental use;
 FIG. 9 is a front elevational view of a second embodiment of a game scoring system;
 FIG. 10 is a front elevational view of a third embodiment of a game scoring system; and,
 FIG. 11 is a front elevational view of a fourth embodiment of a game scoring system.
 The score "0-0" and the card is shaded schematically to indicate black in FIGS. 1-8, blue in FIG. 9, red in FIG. 10 and green in FIG. 11. The undisclosed views of the second embodiment (FIG. 9), third embodiment (FIG. 10) and fourth embodiment (FIG. 11) are the same as disclosed in FIGS. 3-7 with the exception of the featured colors. The broken line showing of game net is for illustrative purpose only and forms no part of the claimed design.

1 Claim, 5 Drawing Sheets




FIG. 1




FIG. 2




FIG. 3




FIG. 4

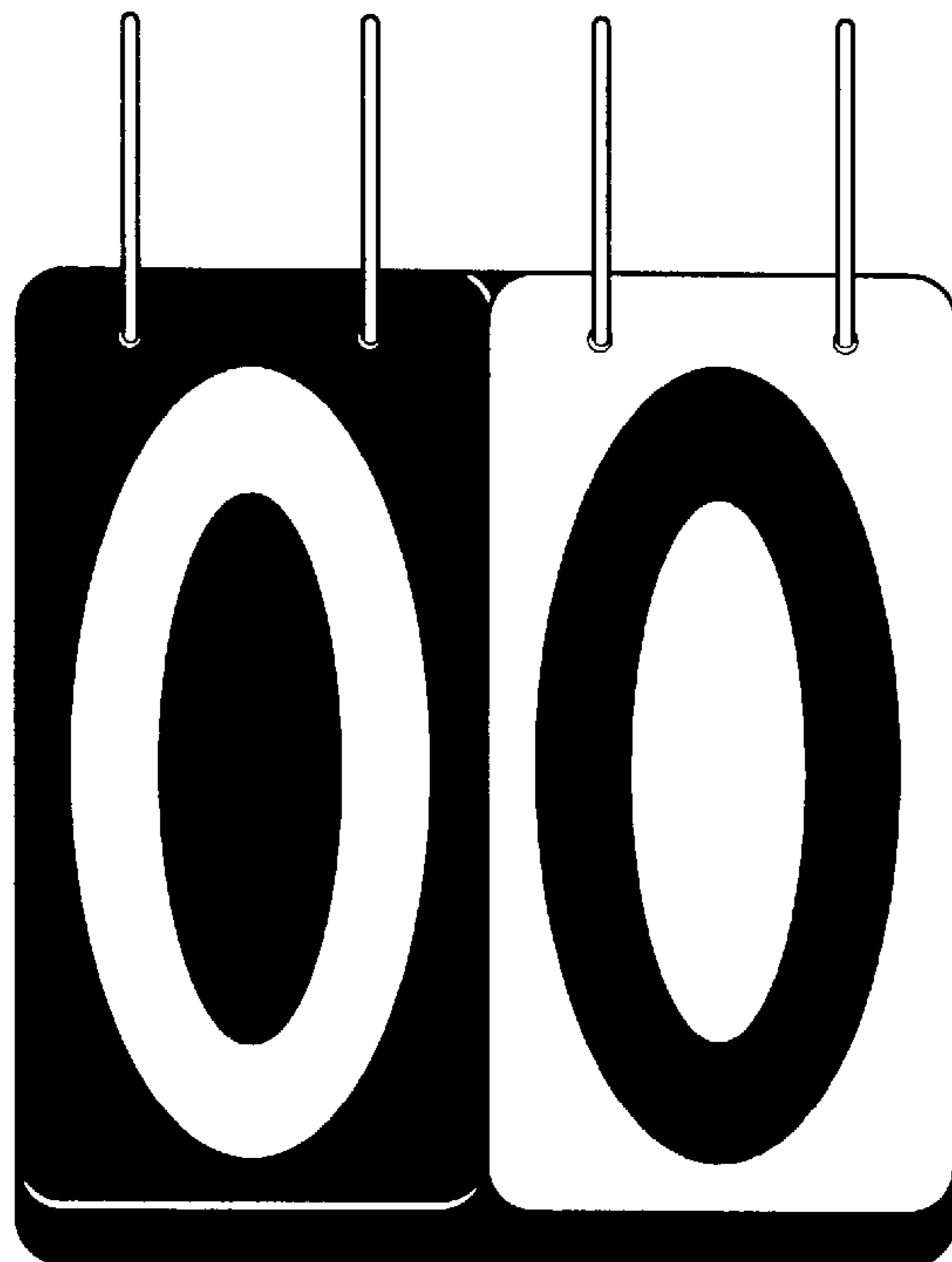


FIG. 5

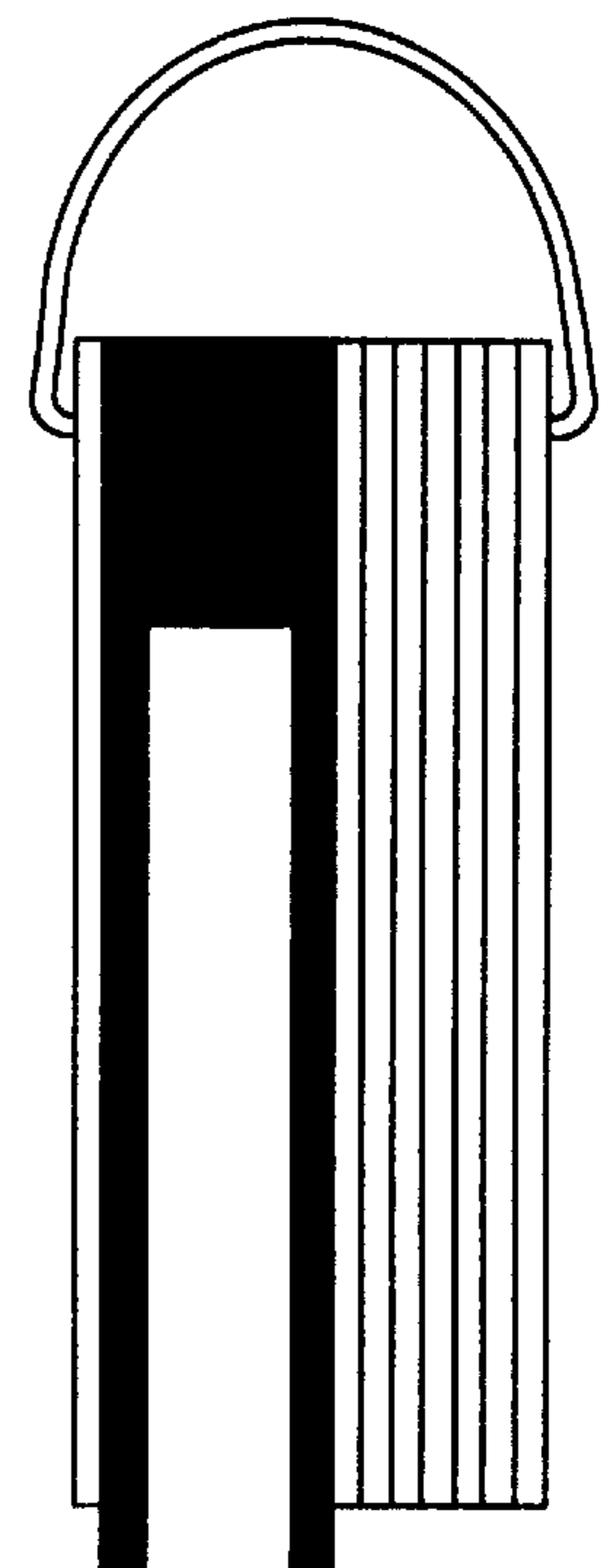


FIG. 6

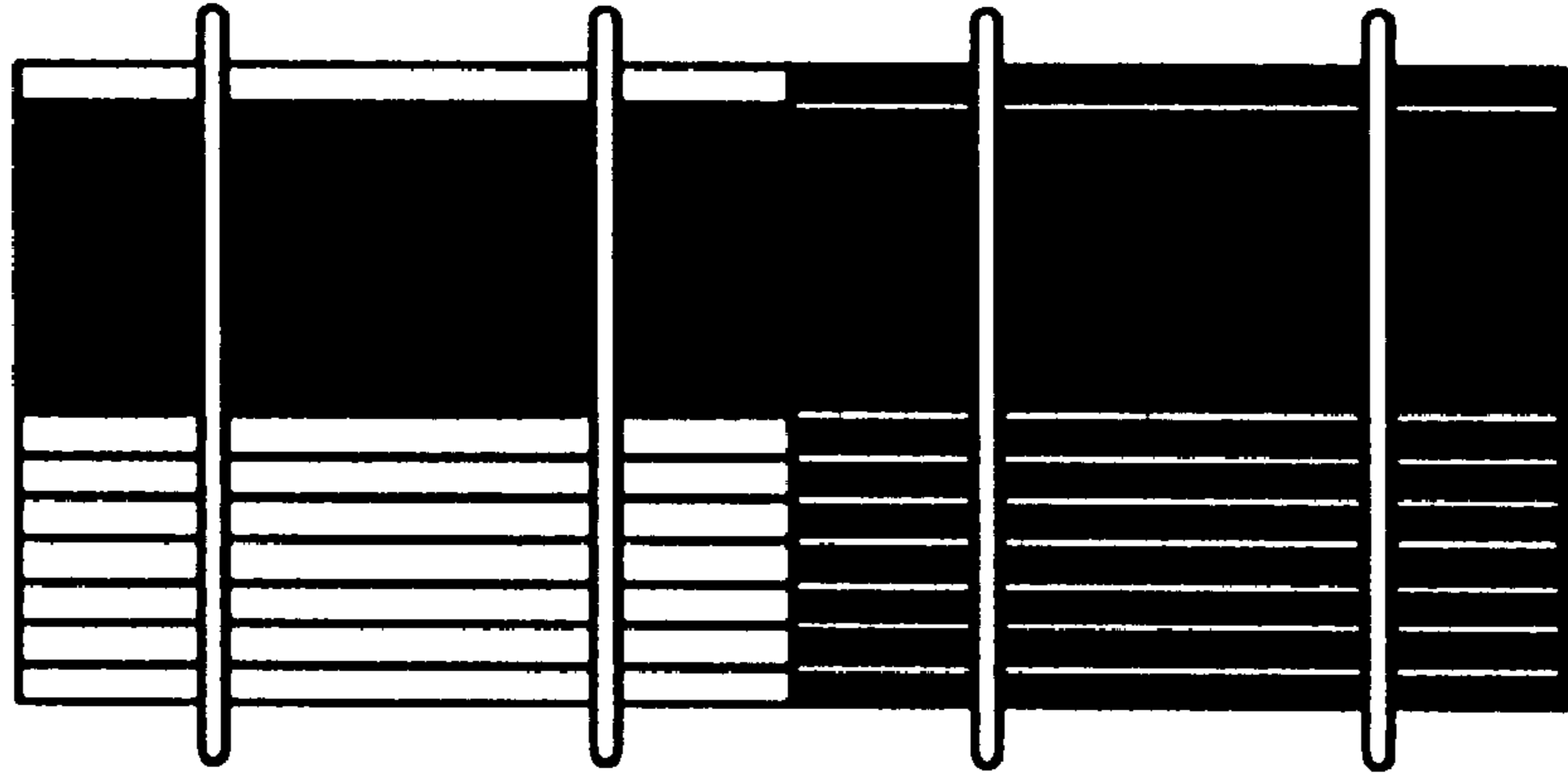


FIG. 7

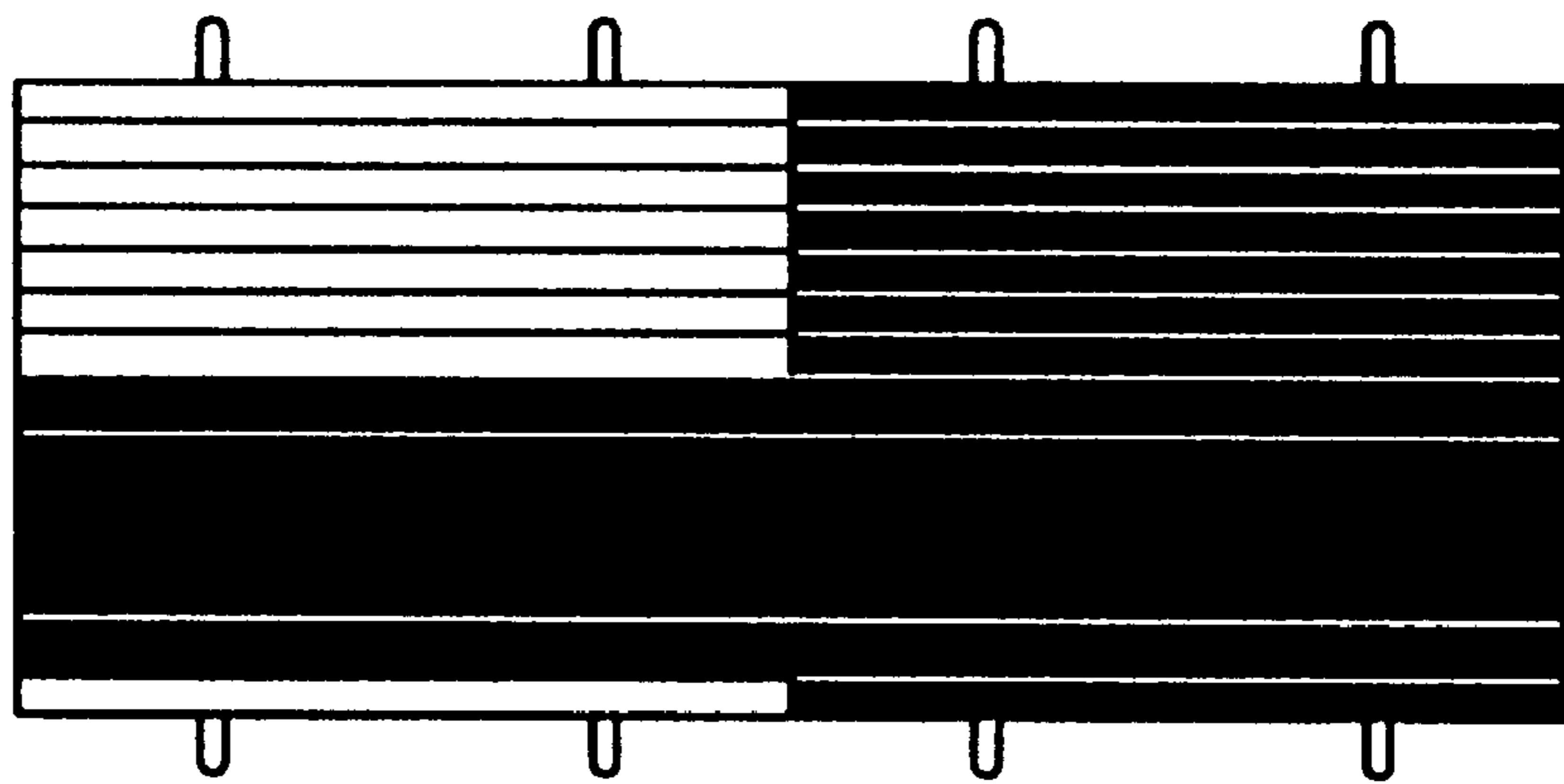


FIG. 8

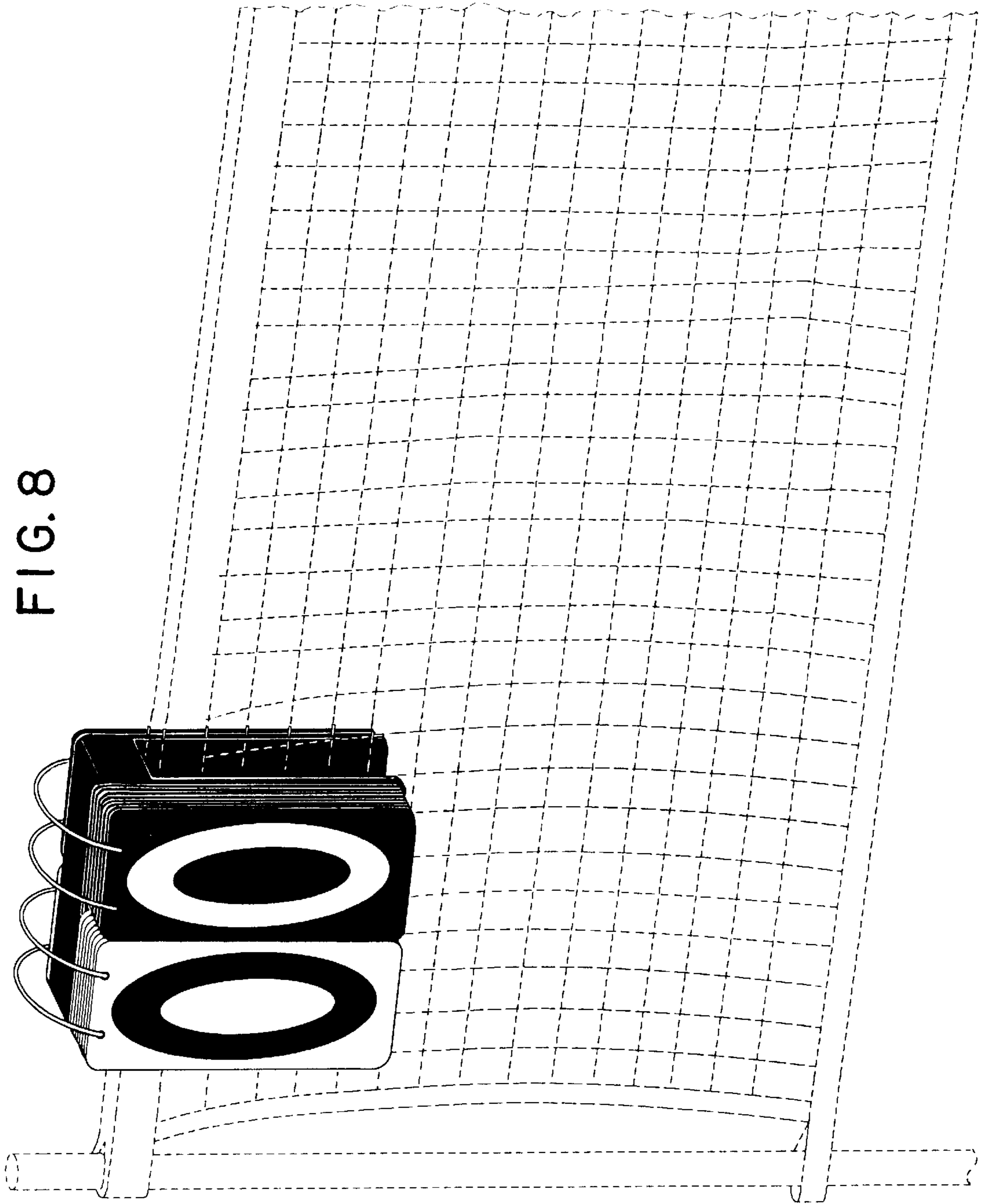


FIG. 9

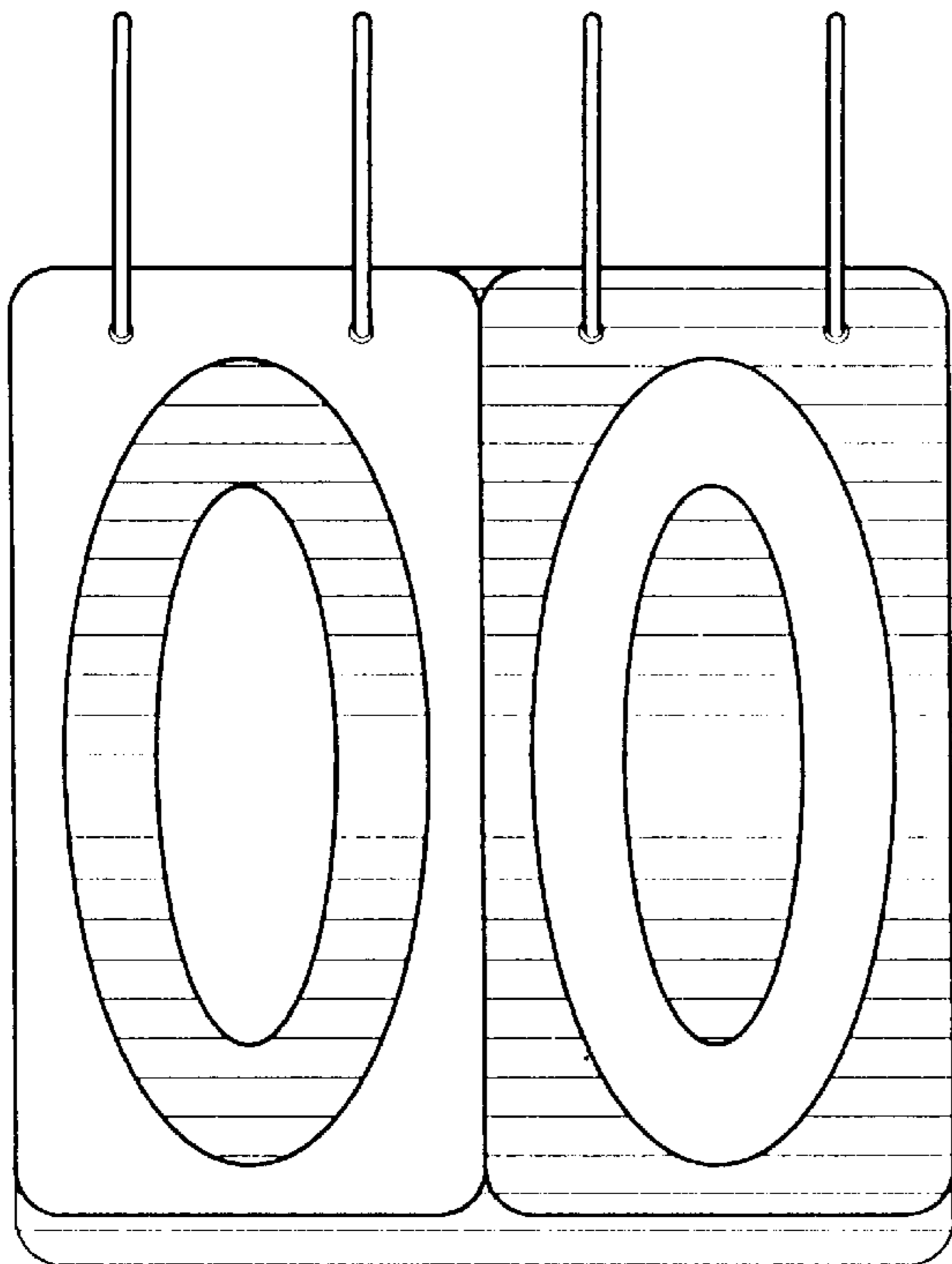


FIG. 10

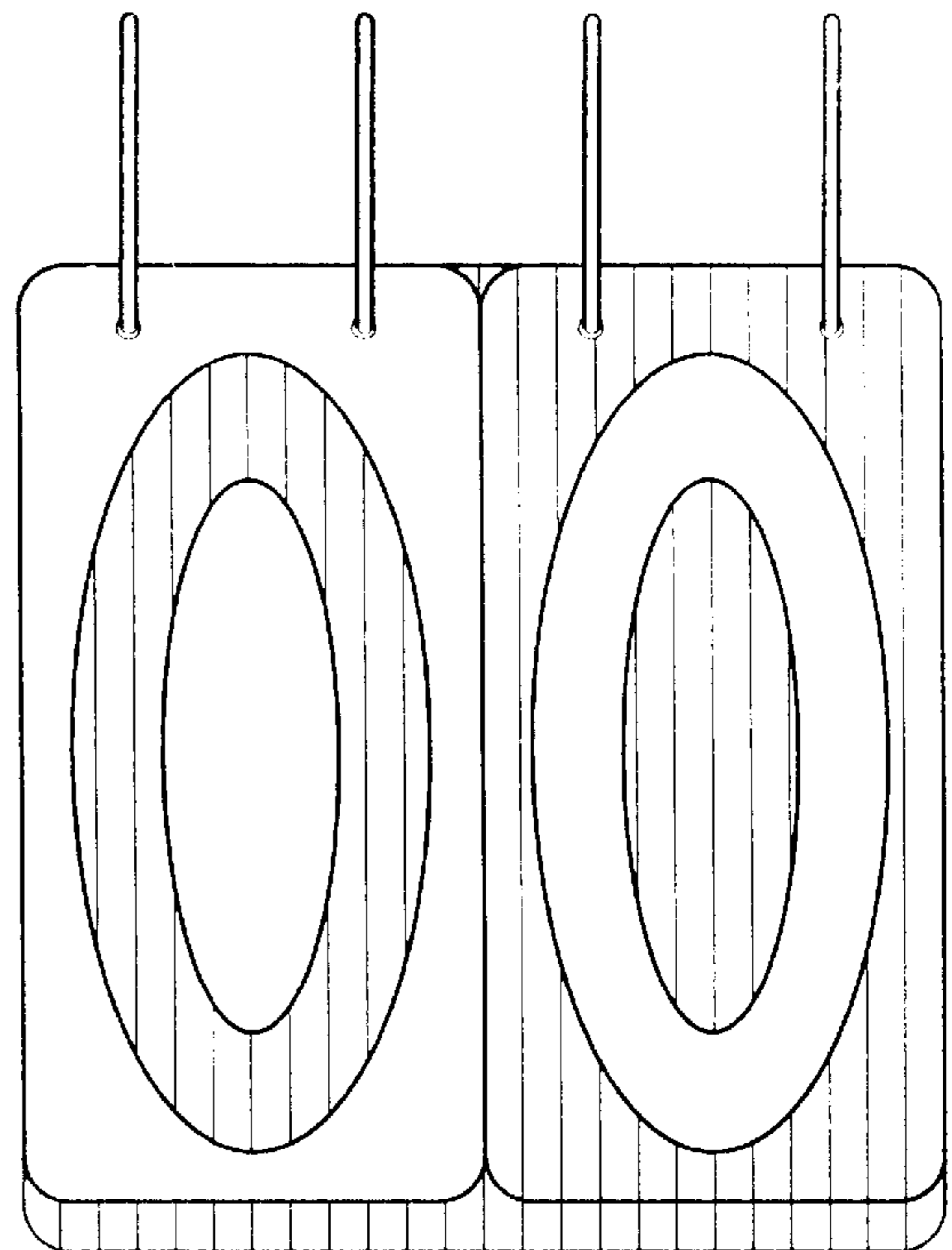


FIG. 11

