



US00D432028S

**United States Patent** [19]  
**Burgener**

[11] **Patent Number: Des. 432,028**

[45] **Date of Patent: \*\* Oct. 17, 2000**

[54] **WRISTWATCH**

D. 400,448 11/1998 Wunderman ..... D10/32  
D. 401,512 11/1998 Coquerel ..... D10/32

[75] Inventor: **Eddy Burgener**, Le Landeron,  
Switzerland

*Primary Examiner*—Nelson C. Holtje  
*Attorney, Agent, or Firm*—Sughrue, Mion, Zinn, Macpeak  
& Seas, PLLC

[73] Assignee: **Roventa-Henex S.A.**, Bienne,  
Switzerland

[\*\*] Term: **14 Years**

[57] **CLAIM**

The ornamental design for a wristwatch, as shown.

[21] Appl. No.: **29/119,473**

**DESCRIPTION**

[22] Filed: **Mar. 1, 2000**

[30] **Foreign Application Priority Data**

Oct. 22, 1999 [XH] Hague Agreement ..... DMA/004670

FIG. 1 is a perspective view of the front and one side of a wristwatch showing my new design;

[51] **LOC (7) Cl.** ..... **10-02**

FIG. 2 is a front view thereof;

[52] **U.S. Cl.** ..... **D10/32**

FIG. 3 is a rear view thereof;

[58] **Field of Search** ..... D10/1-40, 122-132;  
D11/3-25; 63/1.1, 3, 5, 11; 368/276-277,  
280-282, 285

FIG. 4 is a side view of said one side thereof;

FIG. 5 is a side view of an opposite side thereof;

FIG. 6 is a view of one end thereof; and,

FIG. 7 is a view of an opposite end thereof.

[56] **References Cited**

**U.S. PATENT DOCUMENTS**

D. 400,447 11/1998 Wunderman ..... D10/32

**1 Claim, 2 Drawing Sheets**




FIG. 1



FIG. 2




FIG. 3




FIG. 4




FIG. 6




FIG. 5

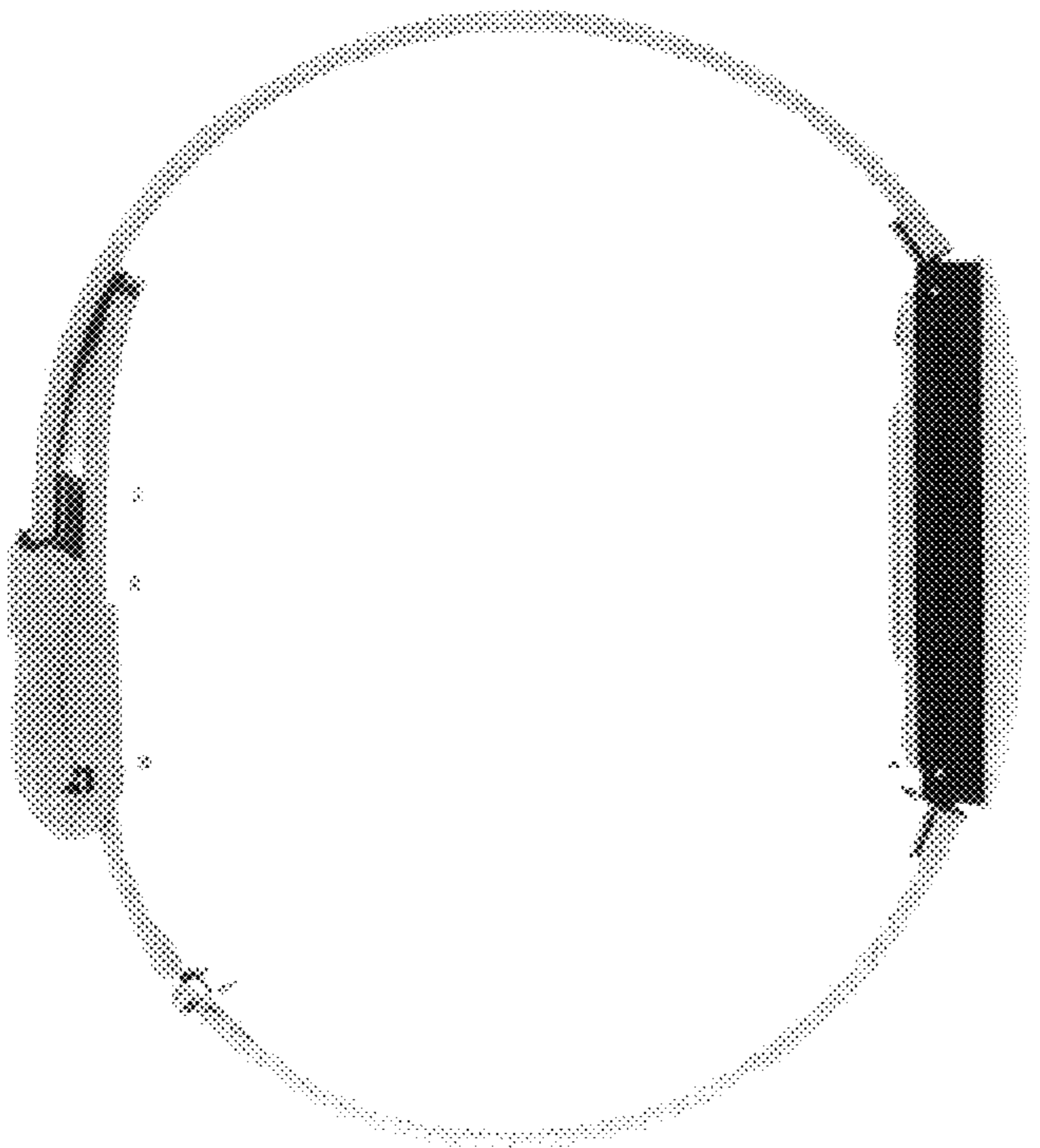


FIG. 7

