



US00D432023S

United States Patent [19]

[11] Patent Number: Des. 432,023

Fox

[45] Date of Patent: ** Oct. 17, 2000

[54] COMBINED CLOCK AND AIR FRESHNER

D. 379,651 6/1997 Rondeau D23/367
D. 400,108 10/1998 Feldstein D10/7
D. 420,388 2/2000 Gremillion D19/64

[76] Inventor: Timothy Bruce Fox, 4675 Granada Hills Dr., Granite Falls, N.C. 28630

Primary Examiner—Nelson C. Holtje

[**] Term: 14 Years

[57] CLAIM

[21] Appl. No.: 29/113,005

The ornamental design for a combined clock and air freshener, as shown and described.

[22] Filed: Oct. 28, 1999

DESCRIPTION

[51] LOC (7) Cl. 10-01

[52] U.S. Cl. D10/2; D23/367; D10/9; D10/126

[58] Field of Search D10/1-40, 122-132; 368/276-277, 285, 10, 316-317; D23/366, 367

FIG. 1 is a front elevational view of the combined clock and air freshener of the present invention;

FIG. 2 is a rear elevational view of the combined clock and air freshener of FIG. 1;

FIG. 3 is a left side elevational view of the combined clock and air freshener of FIG. 1, the right view being a mirror image thereof;

FIG. 4 is a top plan view of the combined clock and air freshener of FIG. 1; and,

FIG. 5 is a bottom plan view of the combined clock and air freshener of FIG. 1.

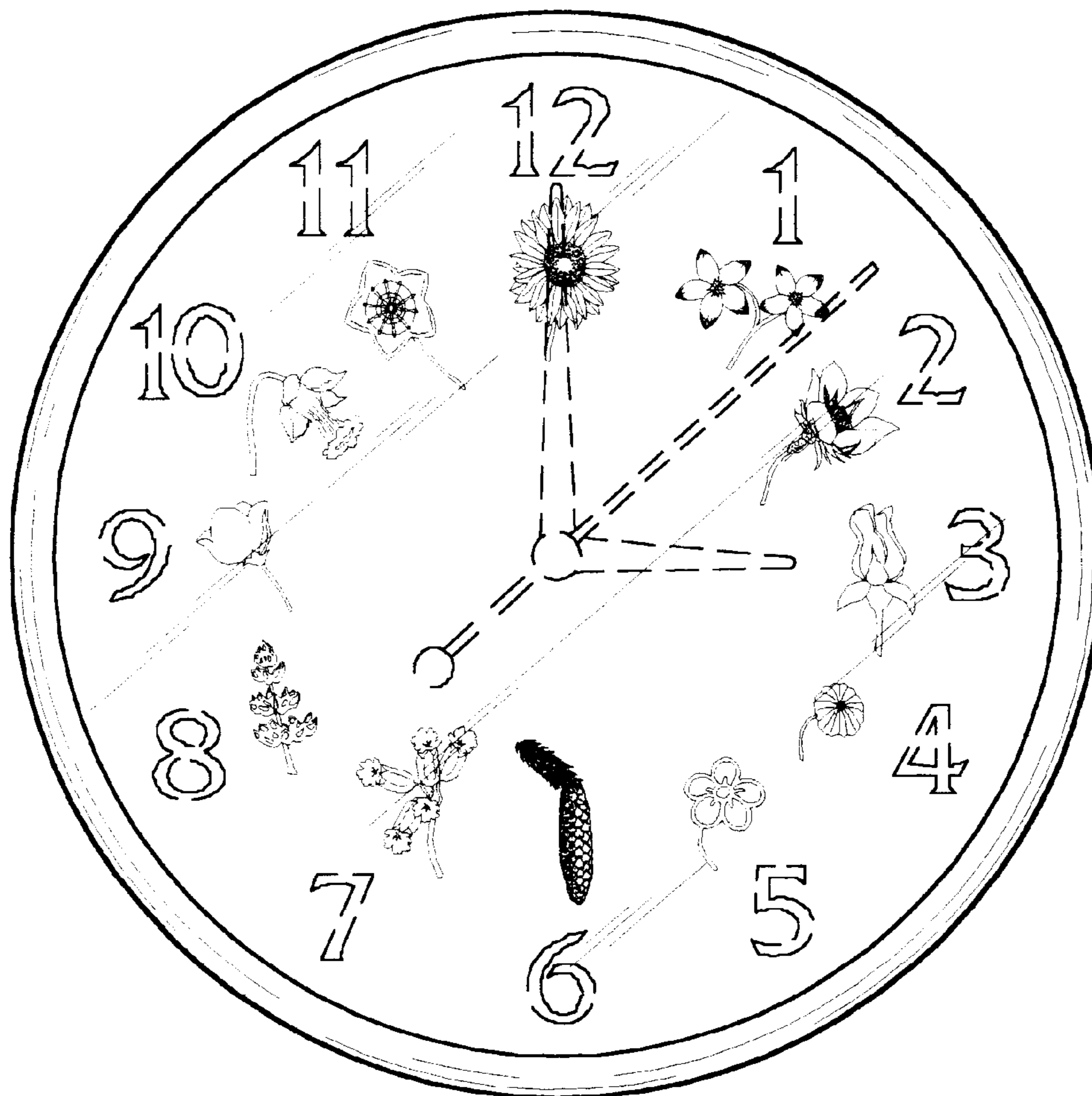
The broken lines showing of a clock "hands" in FIG. 1 is for illustrative purposes only and form no part of the claimed design.

[56] References Cited

U.S. PATENT DOCUMENTS

D. 14,162	8/1883	Diolot	D10/7 X
D. 40,280	10/1909	Gruen	D10/126
D. 196,853	11/1963	Judson	D10/9
D. 197,770	3/1964	Friedman	D23/367
D. 210,473	3/1968	Laydon	D10/9
D. 304,226	10/1989	Kim et al.	D23/367
D. 322,309	12/1991	King	D23/367
D. 351,565	10/1994	Ito	D10/126

1 Claim, 2 Drawing Sheets



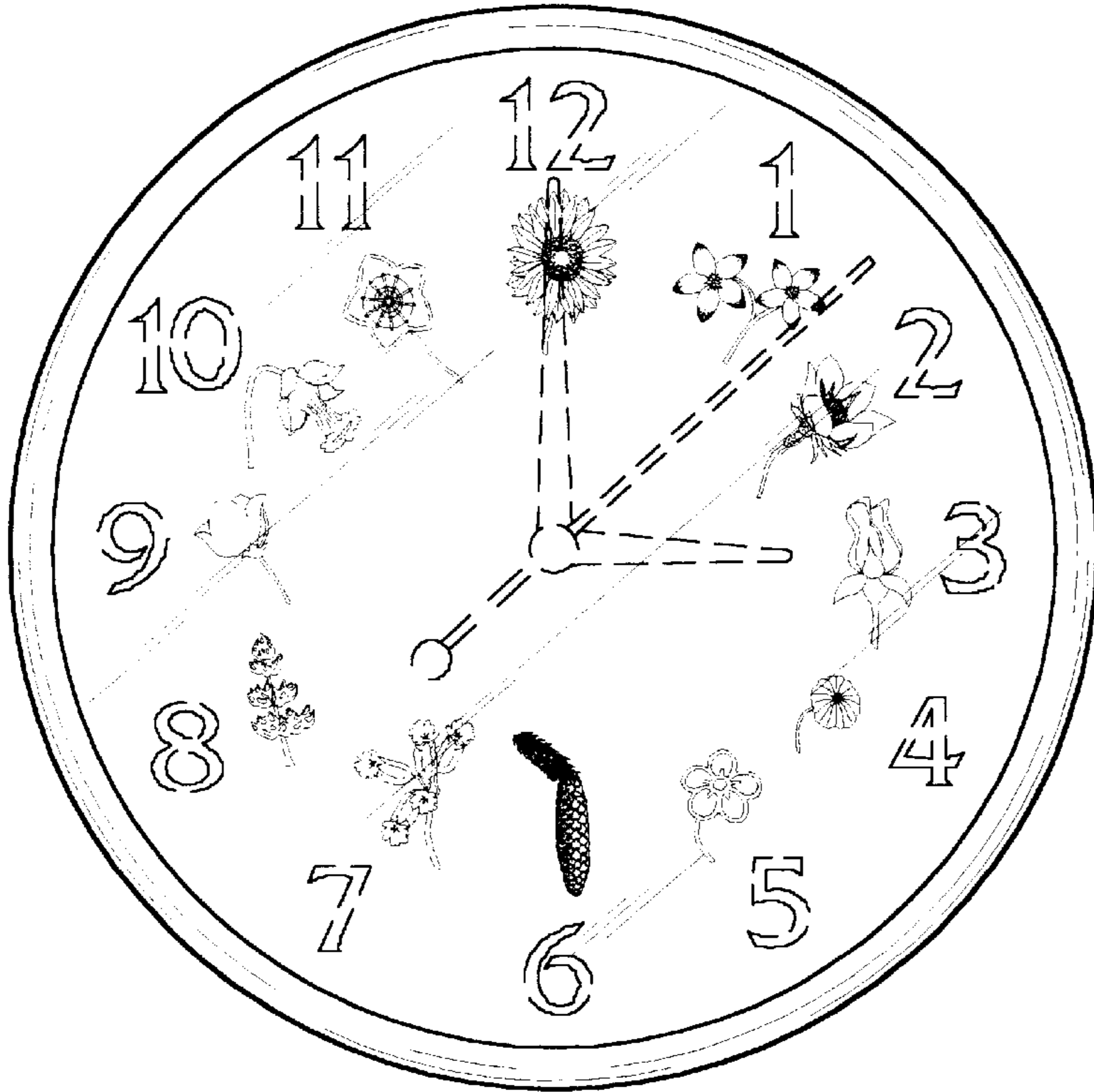


Fig. 1

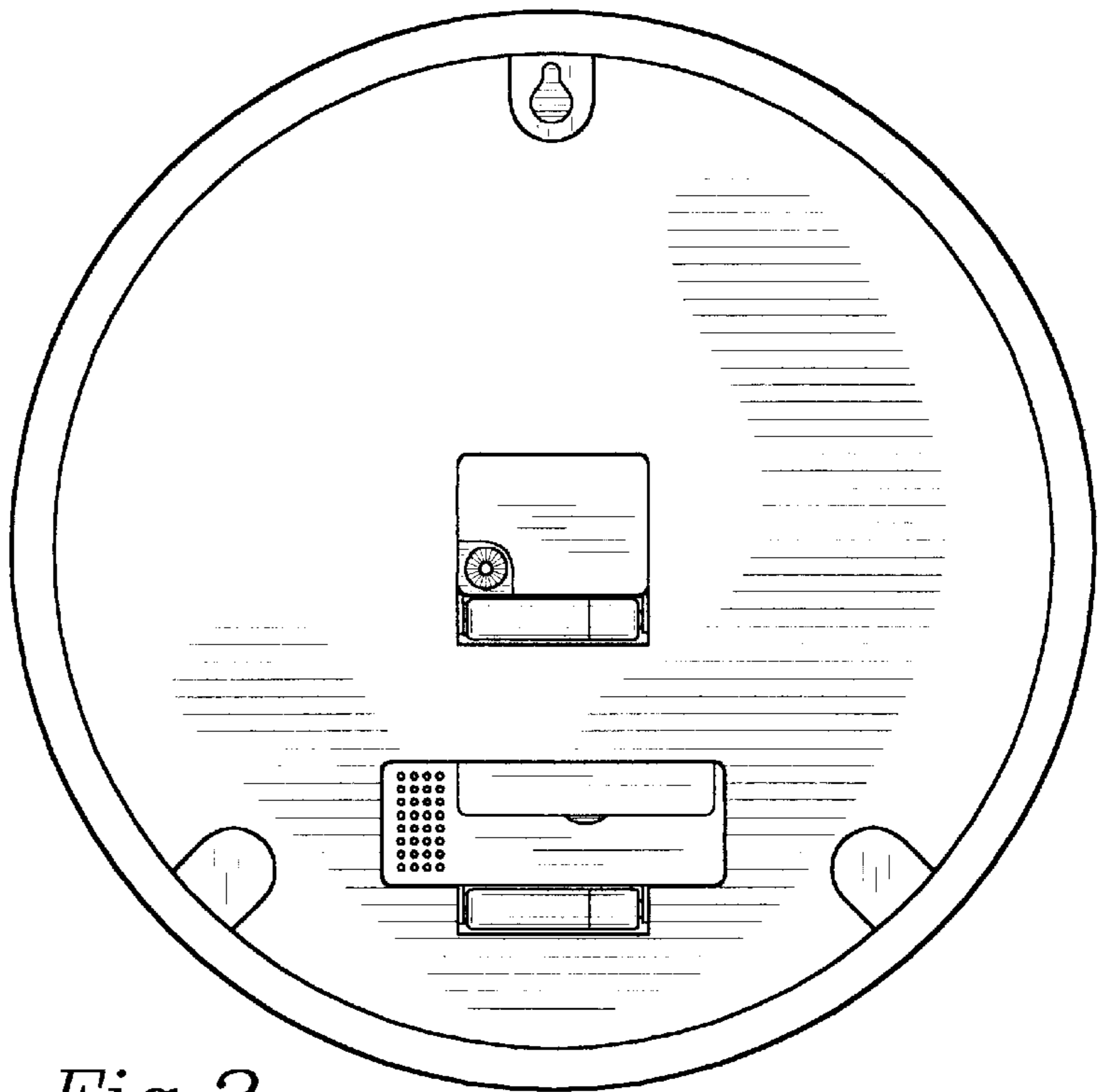


Fig. 2



Fig. 3

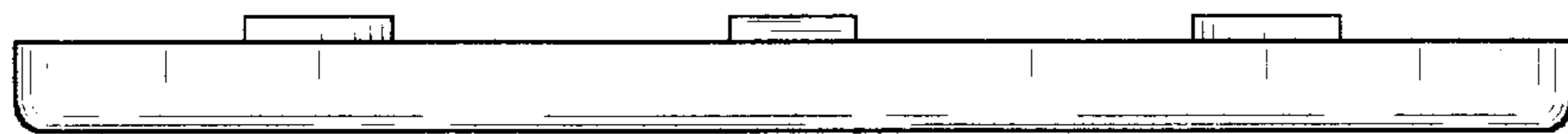


Fig. 4



Fig. 5