



US00D432013S

United States Patent [19] Glees

[11] Patent Number: **Des. 432,013**

[45] Date of Patent: **** Oct. 17, 2000**

[54] **PACKAGE**

[75] Inventor: **Inge Glees**, Phoenix, Ariz.

[73] Assignee: **John Abate International, Inc.**

[**] Term: **14 Years**

[21] Appl. No.: **29/111,839**

[22] Filed: **Oct. 5, 1999**

[51] **LOC (7) Cl.** **09-07**

[52] **U.S. Cl.** **D9/418; D3/306**

[58] **Field of Search** D9/414, 415, 418,
D9/432, 337, 501, 503; D3/201, 306, 307;
220/400, 401, 410, 470, 485, 491, 494,
794, 773-776

[56] **References Cited**

U.S. PATENT DOCUMENTS

D. 357,118	4/1995	Kendrick	D3/306
1,580,474	4/1926	Eckenbrecht	220/491
1,689,017	10/1928	Fewkes	220/491

2,138,967	4/1938	Harris	220/494
2,735,568	2/1956	Bitney	220/491
3,874,547	4/1975	Howard	220/485
3,923,187	12/1975	Johansson et al.	220/491
4,316,552	2/1982	Hurley, III	220/494
5,324,054	6/1994	Kleier	220/485

Primary Examiner—Prabhakar Deshmukh
Attorney, Agent, or Firm—Furgang & Adwar,L.L.P.

[57] **CLAIM**

The ornamental design for a package, as shown and described herein.

DESCRIPTION

FIG. 1 is a top view of a package showing my new design; FIG. 2 is a front of the package of FIG. 1; FIG. 3 is a side view of the package of FIG. 1; FIG. 4 is a rear view of the package of FIG. 1; FIG. 5 is a side view of the package of FIG. 1; FIG. 6 is a rear view of the package of FIG. 1; and, FIG. 7 is a perspective view of the package of FIG. 1.

1 Claim, 3 Drawing Sheets

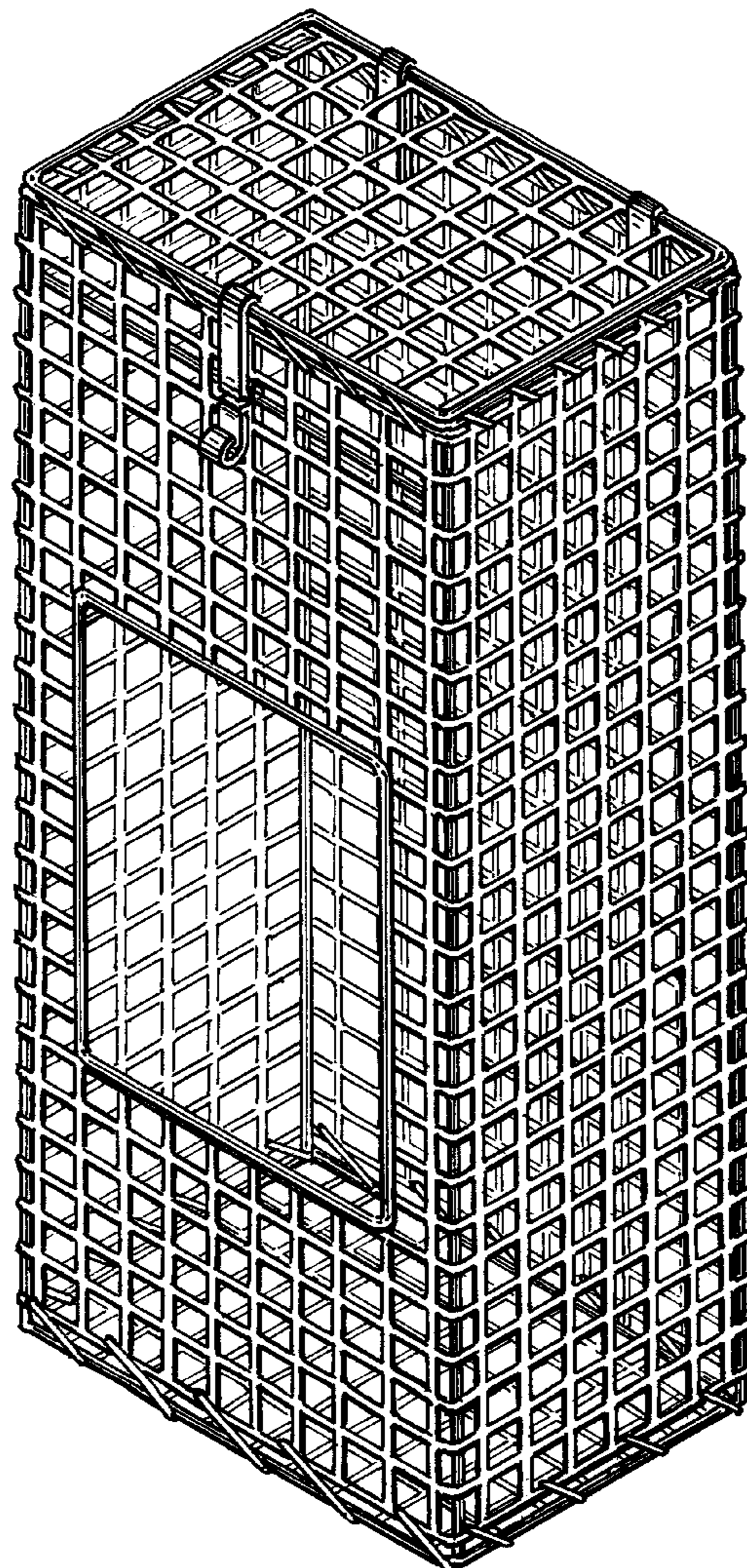


FIG.1

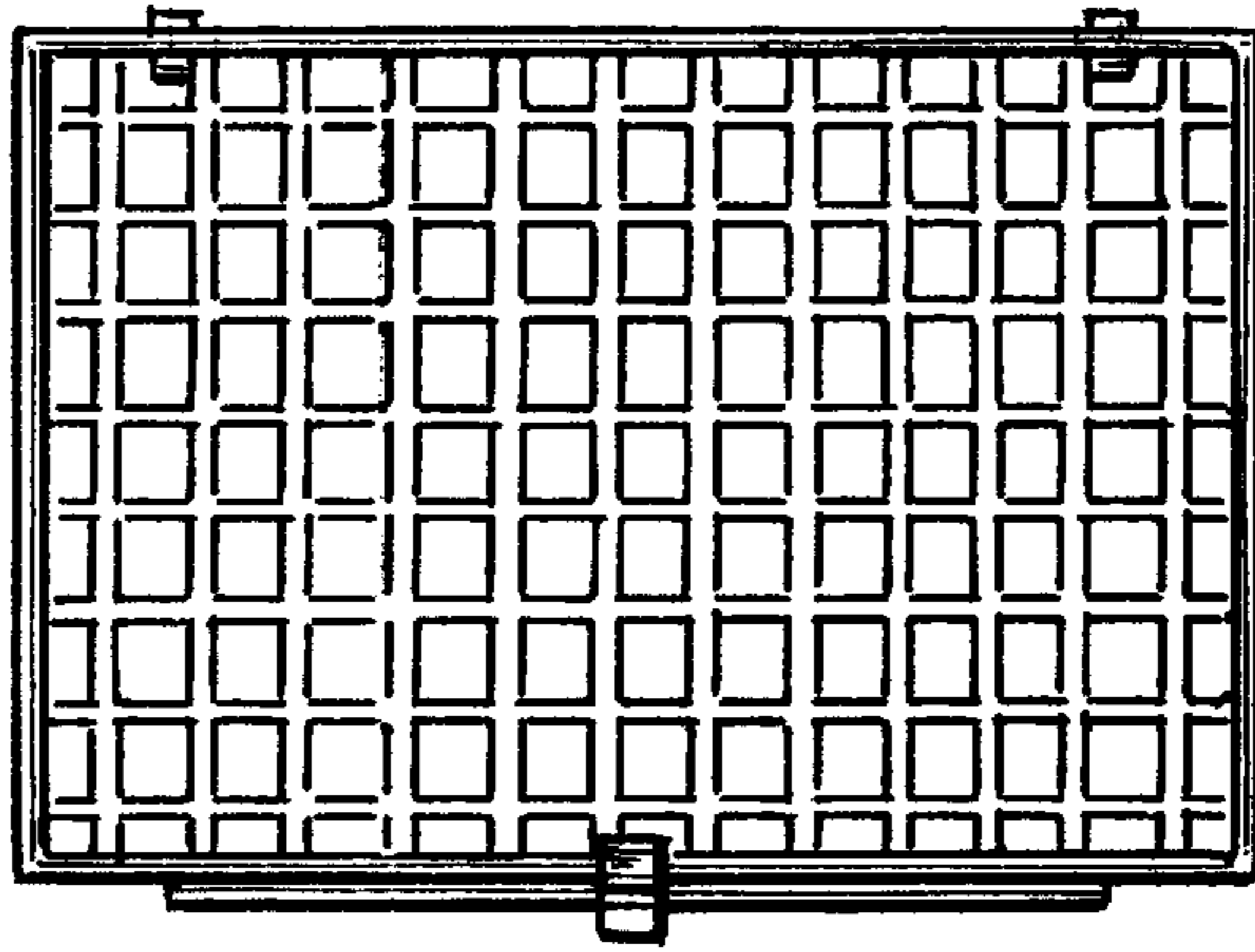


FIG.2

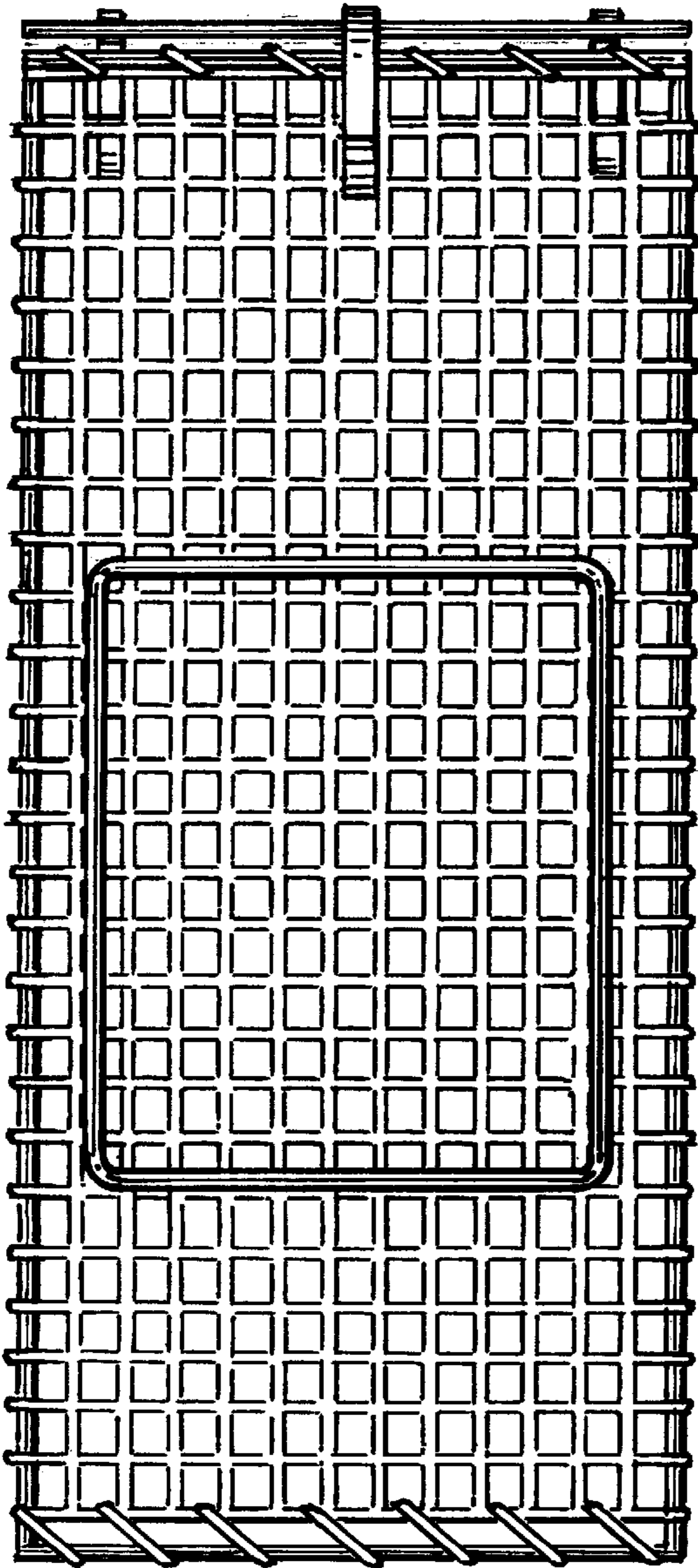



FIG.3






FIG. 4

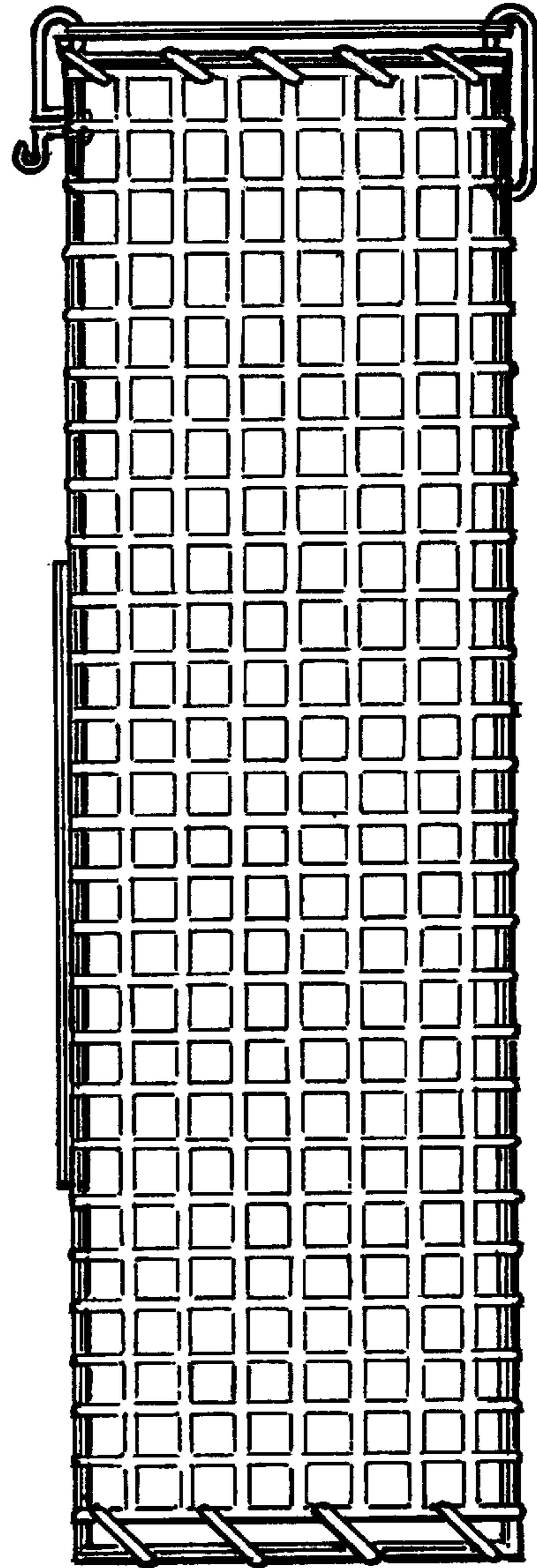


FIG. 5

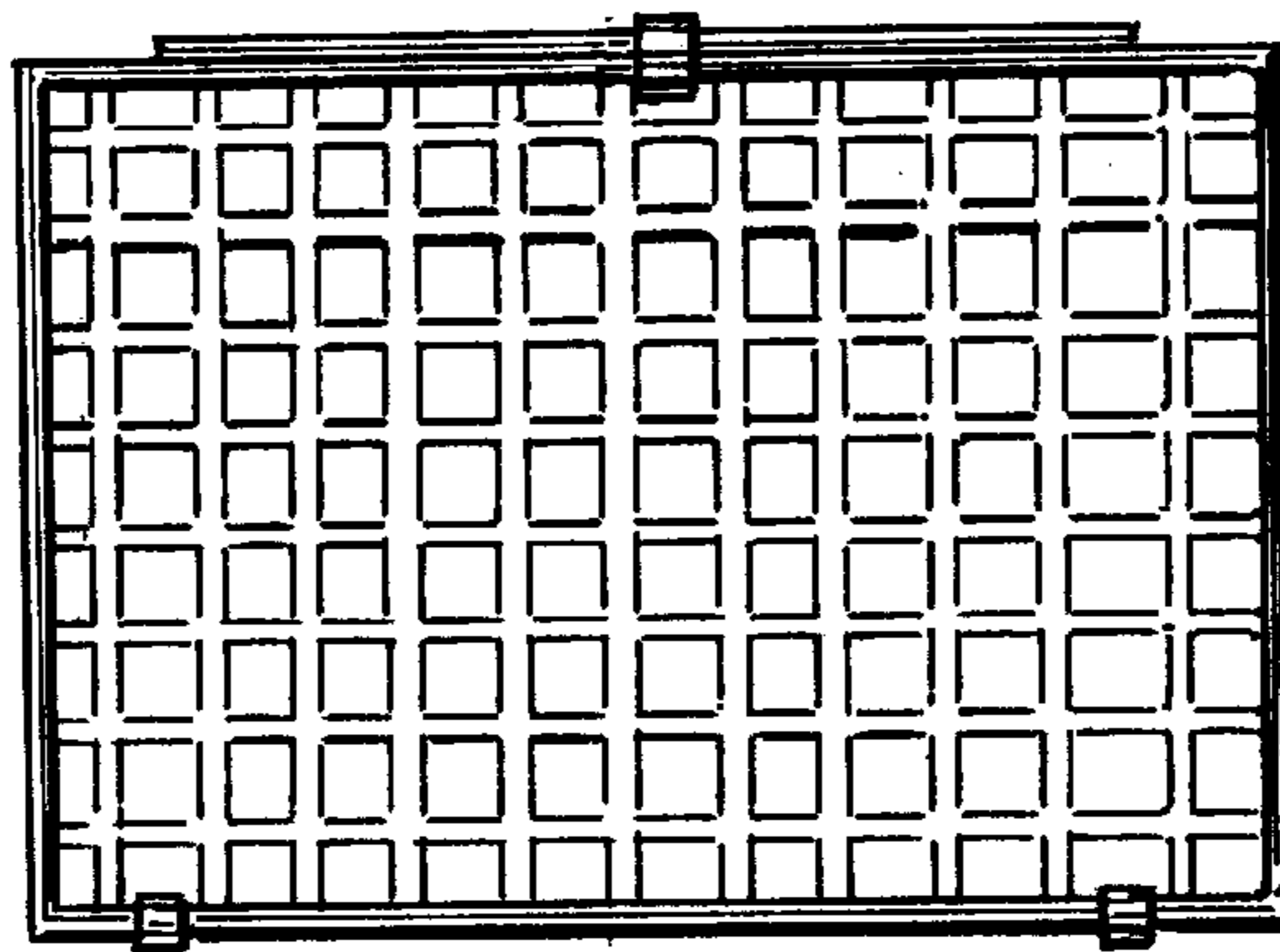


FIG. 6

FIG.7

