



US00D432012S

United States Patent [19] Roberts

[11] Patent Number: Des. 432,012

[45] Date of Patent: ** Oct. 17, 2000

[54] SPORTS BALL STORAGE CONTAINER

[76] Inventor: William Roberts, 18583 W. Main St., Gages Lake, Ill. 60030

[**] Term: 14 Years

[21] Appl. No.: 29/085,425

[22] Filed: Mar. 23, 1998

[51] LOC (7) Cl. 09-07

[52] U.S. Cl. D9/418; D9/417; D9/428

[58] Field of Search D9/428, 429, 415, D9/418, 337, 500, 503, 504, 521, 529, 517; D3/257; 206/315.1, 315.9, 776; 224/919; 215/382; 229/122.2, 201, 4.5

[56] **References Cited**

U.S. PATENT DOCUMENTS

D. 197,032	12/1963	Mell	D9/416
D. 257,227	10/1980	Youngberg	D9/418
D. 271,663	12/1983	Stark et al.	D9/416
D. 321,134	10/1991	Toinet	D9/416
D. 387,663	12/1997	Bright et al.	D9/414
2,023,030	12/1935	Plunkett	229/201
2,858,057	10/1958	Mullinix	229/4.5
3,278,011	10/1966	Viemeister	206/776 X

3,300,118	1/1967	Owens	229/201
4,124,117	11/1978	Rudy	206/315.9 X
4,491,221	1/1985	Lange	206/315.9

OTHER PUBLICATIONS

Packaging, p. 119, Item #302, 1989.
Modern Packaging, p. 386, 1948.

Primary Examiner—Prabhakar Deshmukh

[57] **CLAIM**


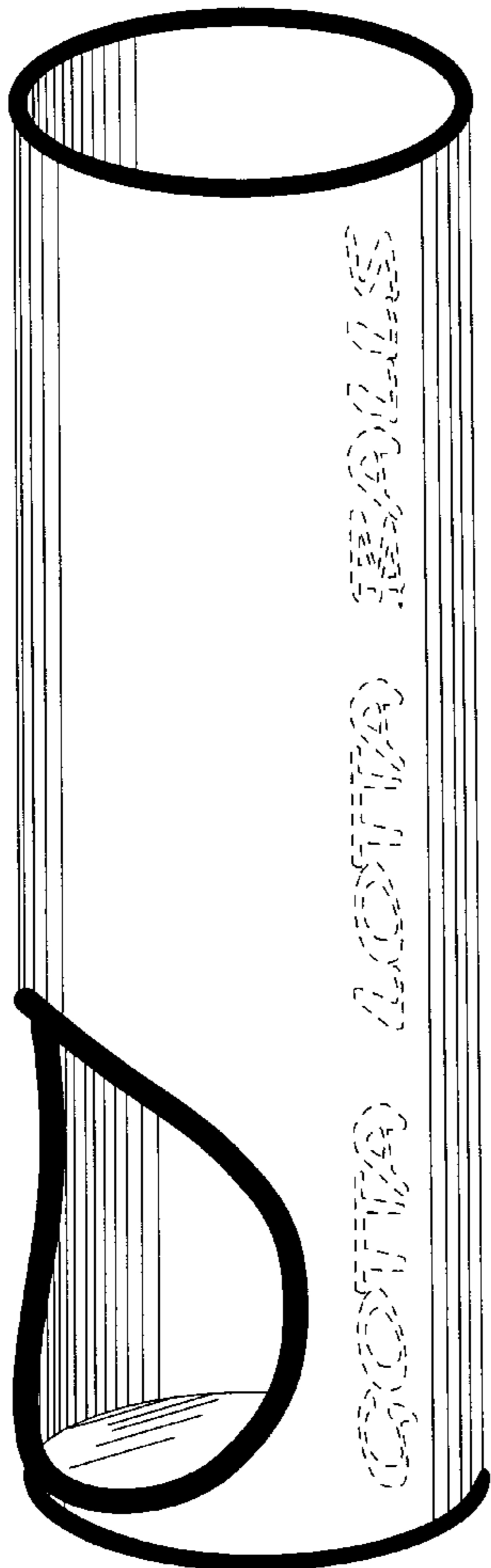
The ornamental design for a sports ball storage container, as shown and described.

DESCRIPTION

FIG. 1 is a front elevational view of a sports ball storage container showing my new design; FIG. 2 is a rear elevational view thereof; FIG. 3 is a left side elevational view thereof; FIG. 4 is a right side elevational view thereof; FIG. 5 is a top plan view thereof; and, FIG. 6 is a bottom plan view thereof.

The broken line showing of a basket ball and the description is for illustrative purpose only and forms no part of the claimed design.

1 Claim, 6 Drawing Sheets



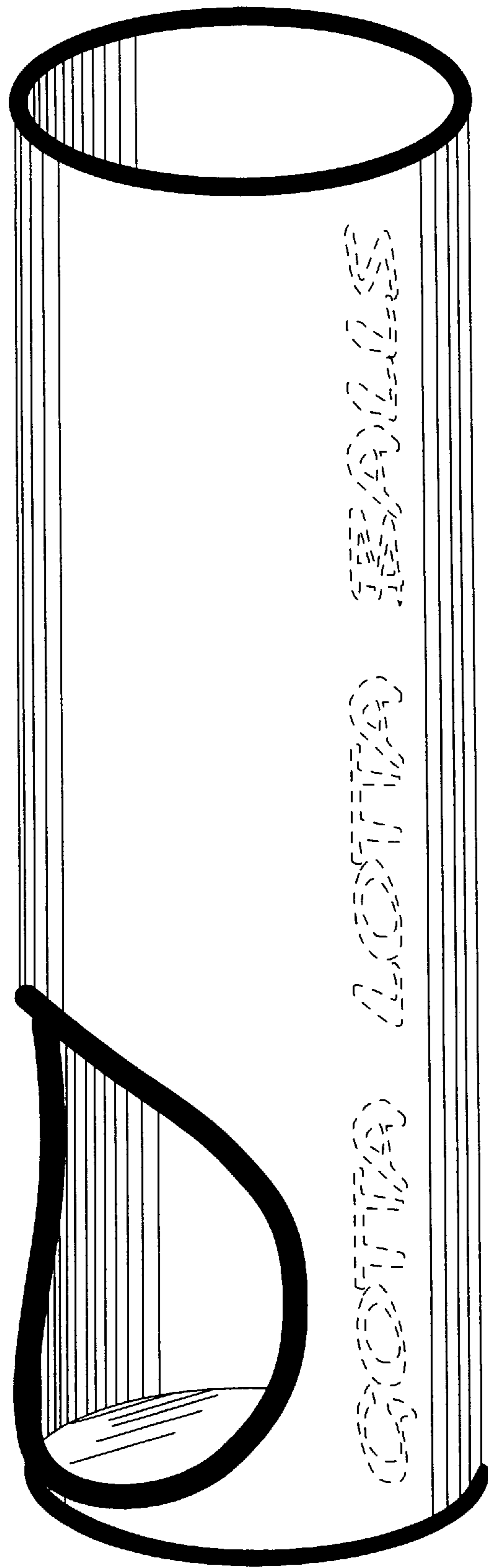


Figure 1

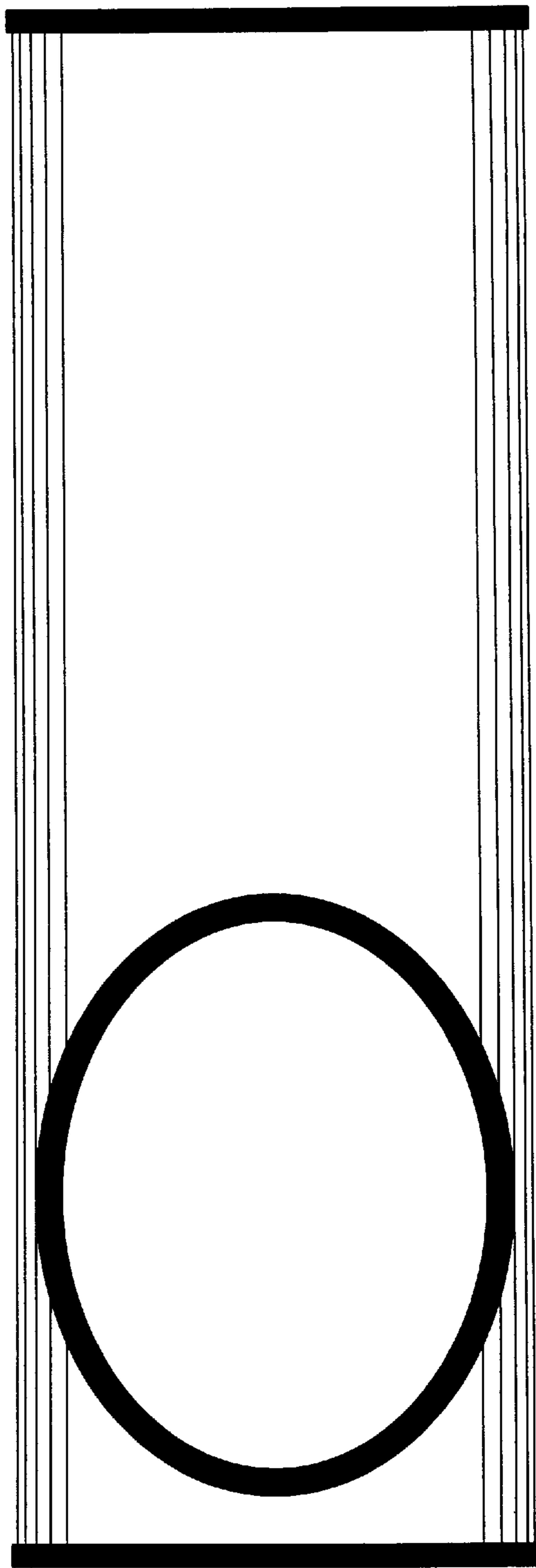


Figure 2




Figure 3




Figure 4

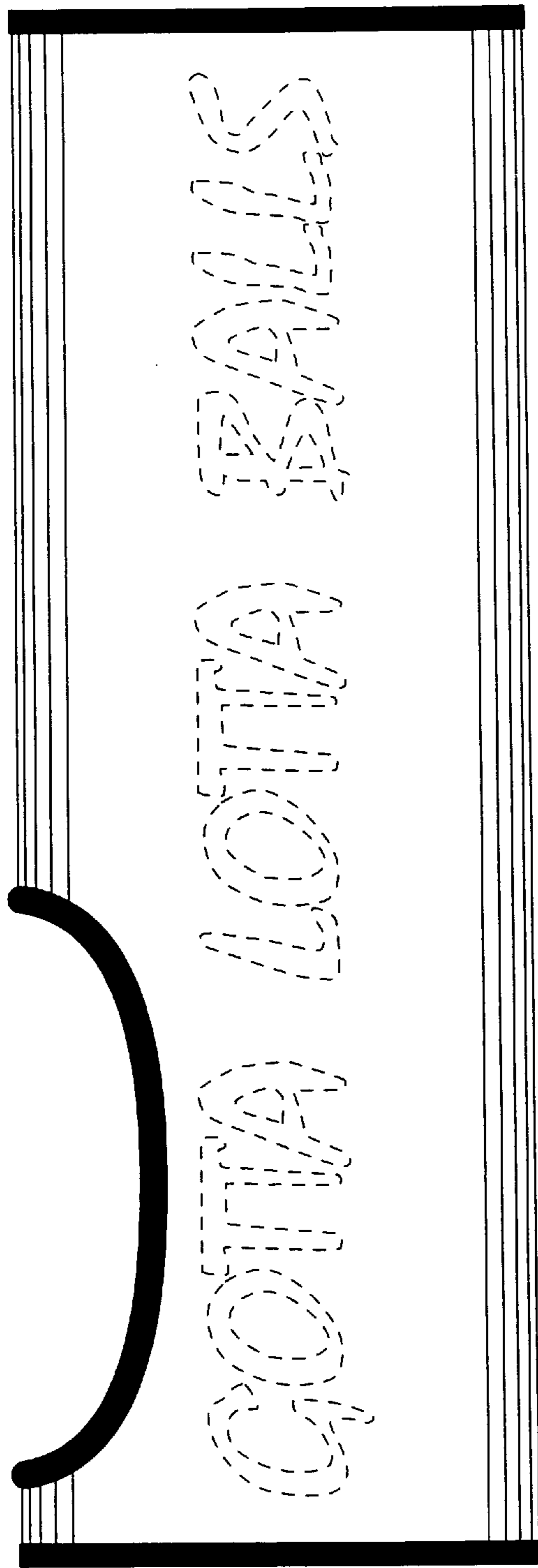


Figure 5




Figure 6