



US00D432009S

# United States Patent [19]

[11] **Patent Number: Des. 432,009**

**Pirro et al.**

[45] **Date of Patent: \*\* Oct. 17, 2000**

[54] **BATTERY PACKAGE**

[75] Inventors: **Jeffrey P. Pirro**, Marcellus; **Mark A. Ferguson**, Syracuse, both of N.Y.

[73] Assignee: **Eveready Battery Company, Inc.**, St. Louis, Mo.

[\*\*] Term: **14 Years**

[21] Appl. No.: **29/111,667**

[22] Filed: **Oct. 1, 1999**

[51] **LOC (7) Cl.** ..... **09-07**

[52] **U.S. Cl.** ..... **D9/415**

[58] **Field of Search** ..... D9/415, 418, 337,  
D9/456, 341; 206/461-471, 806, 495, 703,  
704, 705; 224/902

[56] **References Cited**

**U.S. PATENT DOCUMENTS**

D. 222,581	11/1971	Nakakuma	.....	D9/415
D. 370,174	5/1996	Bergstedt	.....	D9/415
D. 394,207	5/1998	Waterbury et al.	.....	D9/415
D. 410,384	6/1999	Gaffney et al.	.....	D9/415
3,635,331	1/1972	Zucker	.....	206/45.34
4,456,124	6/1984	Kay et al	.....	206/463
4,694,960	9/1987	Phipps et al.	.....	206/469
4,784,268	11/1988	Perchak	.....	206/461
4,896,770	1/1990	Cacerano et al.	.....	206/461 X
4,899,882	2/1990	Benner	.....	206/470

5,029,705	7/1991	Schmidt et al.	.....	206/705
5,209,354	5/1993	Thornhill et al.	.....	206/469
5,379,894	1/1995	Haas et al.	.....	206/705
5,429,233	7/1995	Juaristi	.....	206/461 X
5,456,382	10/1995	Gringer	.....	221/252
5,735,404	4/1998	Kumakura et al.	.....	206/469

**OTHER PUBLICATIONS**

Techform Inc, Nov. 1982.  
Modern Packaging Catlog, p. 300, Jan. 1941.  
Copies of photographs of Band-Aid® blister package, 6 pages.

*Primary Examiner*—Prabhakar Deshmukh  
*Attorney, Agent, or Firm*—Robert W. Welsh; Stewart A. Fraser


[57] **CLAIM**

We claim the ornamental design for a battery package, as shown and described.

**DESCRIPTION**

FIG. 1 is a perspective view of a battery package showing the new design;  
FIG. 2 is a front elevational view of FIG. 1;  
FIG. 3 is a left side elevational view of FIG. 1;  
FIG. 4 is a top plan view of FIG. 1;  
FIG. 5 is a back elevational view of FIG. 1;  
FIG. 6 is a right side elevational view of FIG. 1; and,  
FIG. 7 is a bottom plan view of FIG. 1.

**1 Claim, 2 Drawing Sheets**






Fig. 1

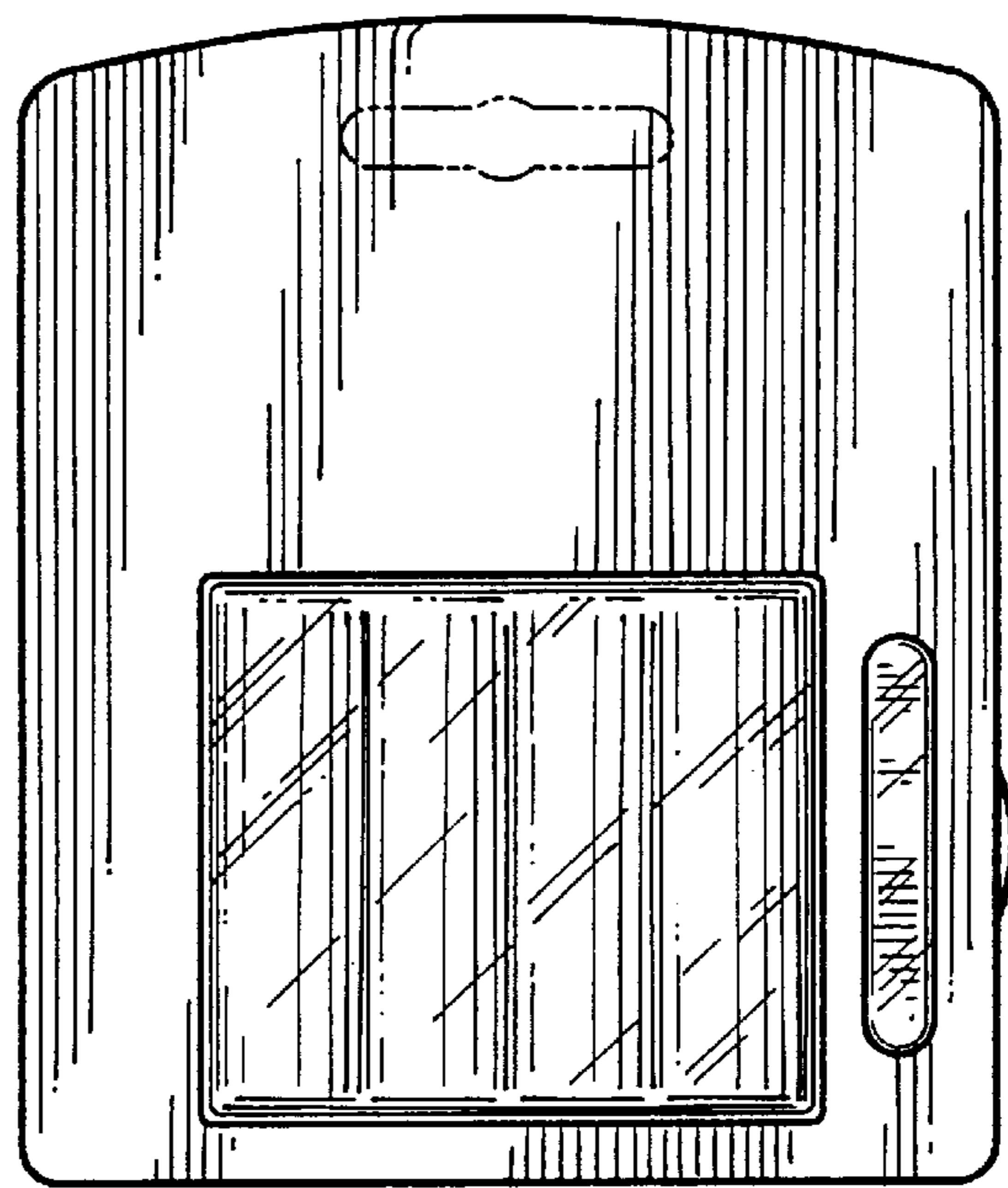


Fig. 2

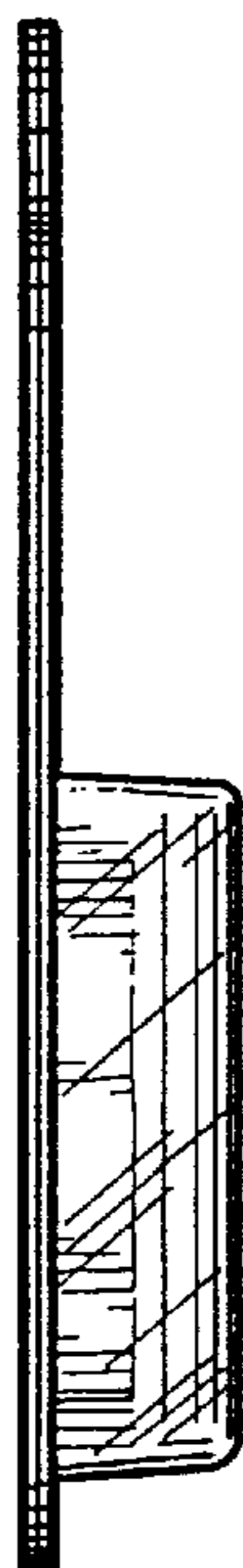


Fig. 3



Fig. 4

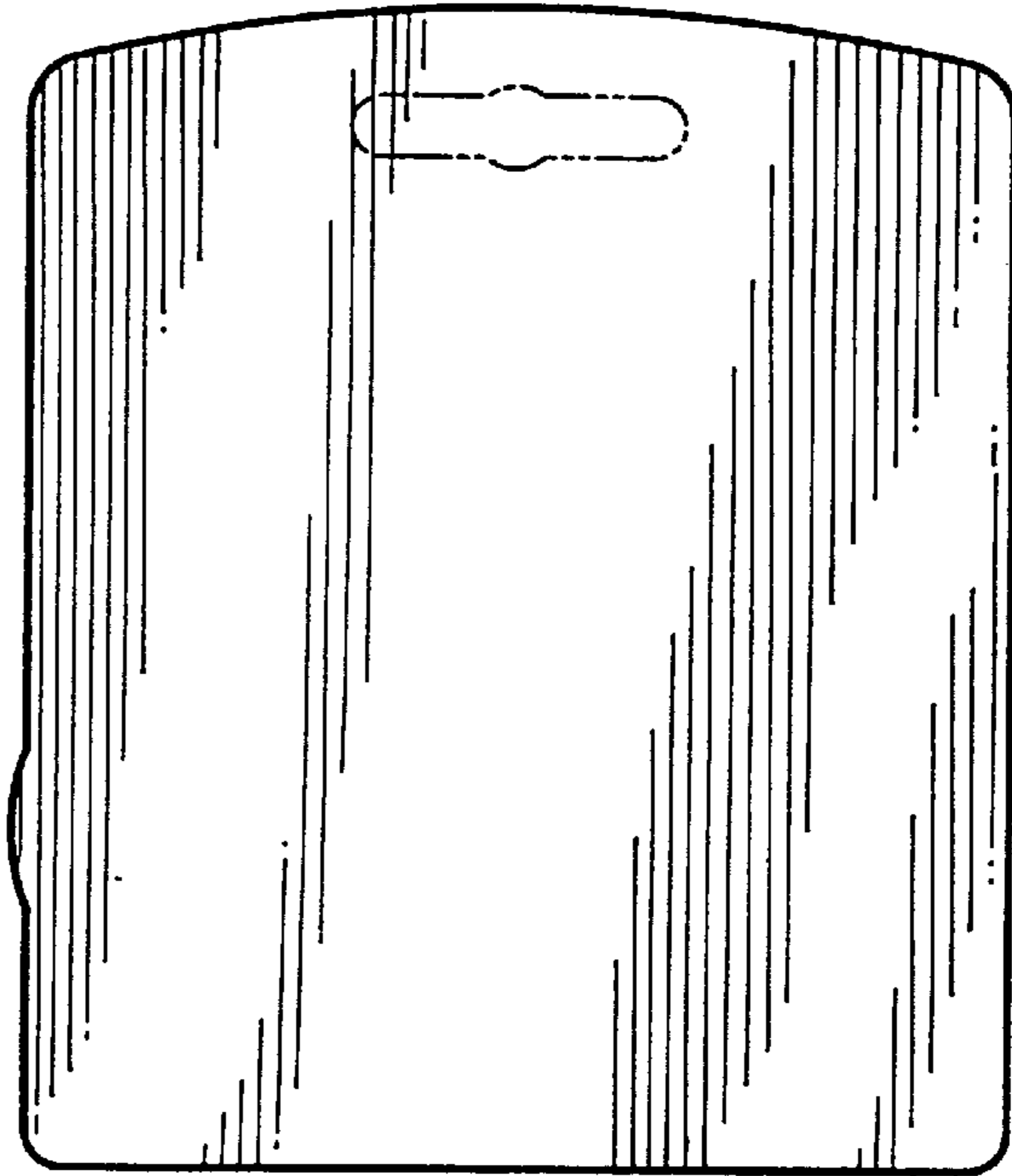


Fig. 5




Fig. 6



Fig. 7