



US00D432004S

United States Patent [19]
Lopez

[11] **Patent Number: Des. 432,004**

[45] **Date of Patent: ** Oct. 17, 2000**

[54] **CURTAIN ROD WITH PIVOT**

Primary Examiner—Holly Baynham

[76] **Inventor: Norma Jean Lopez, 400 Gillette Ave.,
North Baltimore, Ohio 45872**

[57] **CLAIM**

The ornamental design for a curtain rod with pivot, as shown and described.

[**] **Term: 14 Years**

DESCRIPTION

[21] **Appl. No.: 29/122,795**

FIG. 1 is a front elevational view of the curtain rod with pivot of the present invention;

[22] **Filed: May 4, 2000**

FIG. 2 is a rear elevational view of the curtain rod with pivot of FIG. 1;

[51] **LOC (7) Cl. 08-05**

[52] **U.S. Cl. D8/376**

FIG. 3 is a right side elevational view of the curtain rod with pivot of FIG. 1;

[58] **Field of Search D8/376; D6/549;
248/262; 160/330**

FIG. 4 is a left side elevational view of the curtain rod with pivot of FIG. 1;

[56] **References Cited**

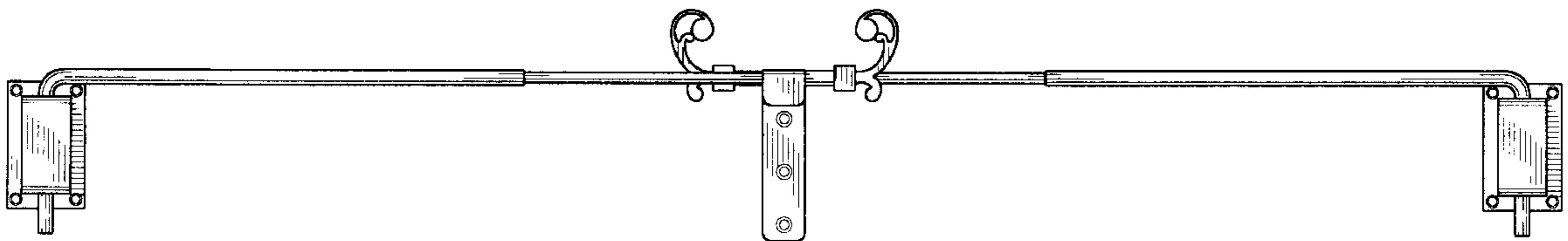
U.S. PATENT DOCUMENTS

- D. 60,046 12/1921 Lojewski D8/376
- D. 180,811 8/1957 Schoenfeld D6/549
- D. 379,297 5/1997 Shires D8/376

FIG. 5 is a bottom plan view of the curtain rod with pivot of FIG. 1; and,

FIG. 6 is a top plan view of the curtain rod with pivot of Figure;

1 Claim, 3 Drawing Sheets



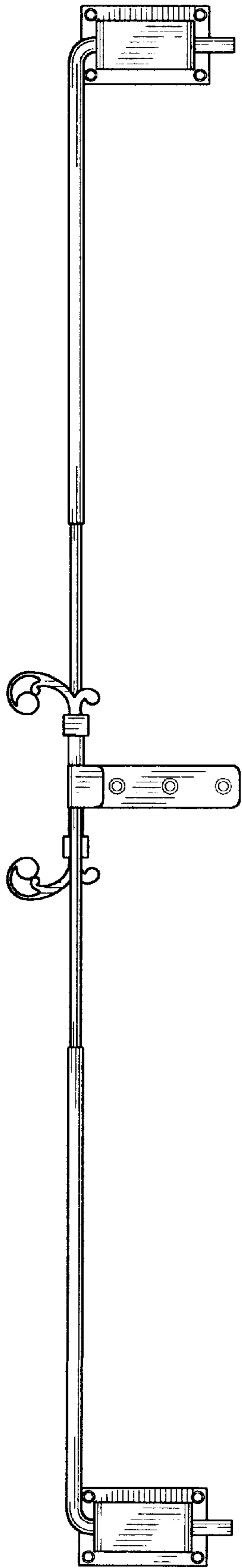


FIG. 1

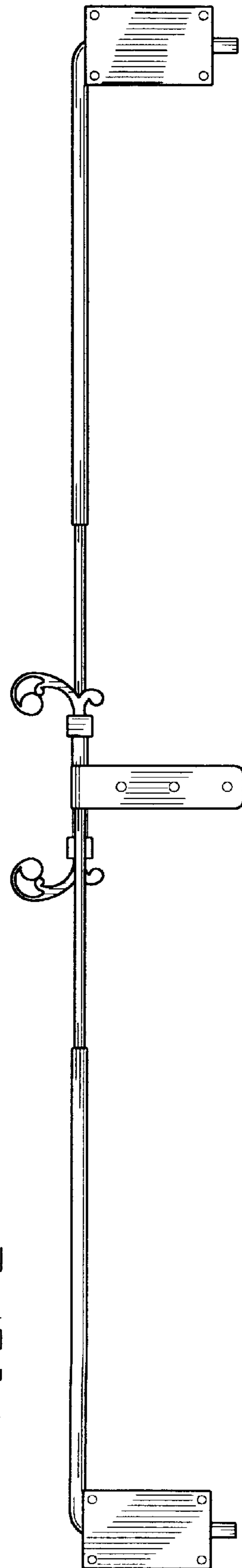


FIG. 2

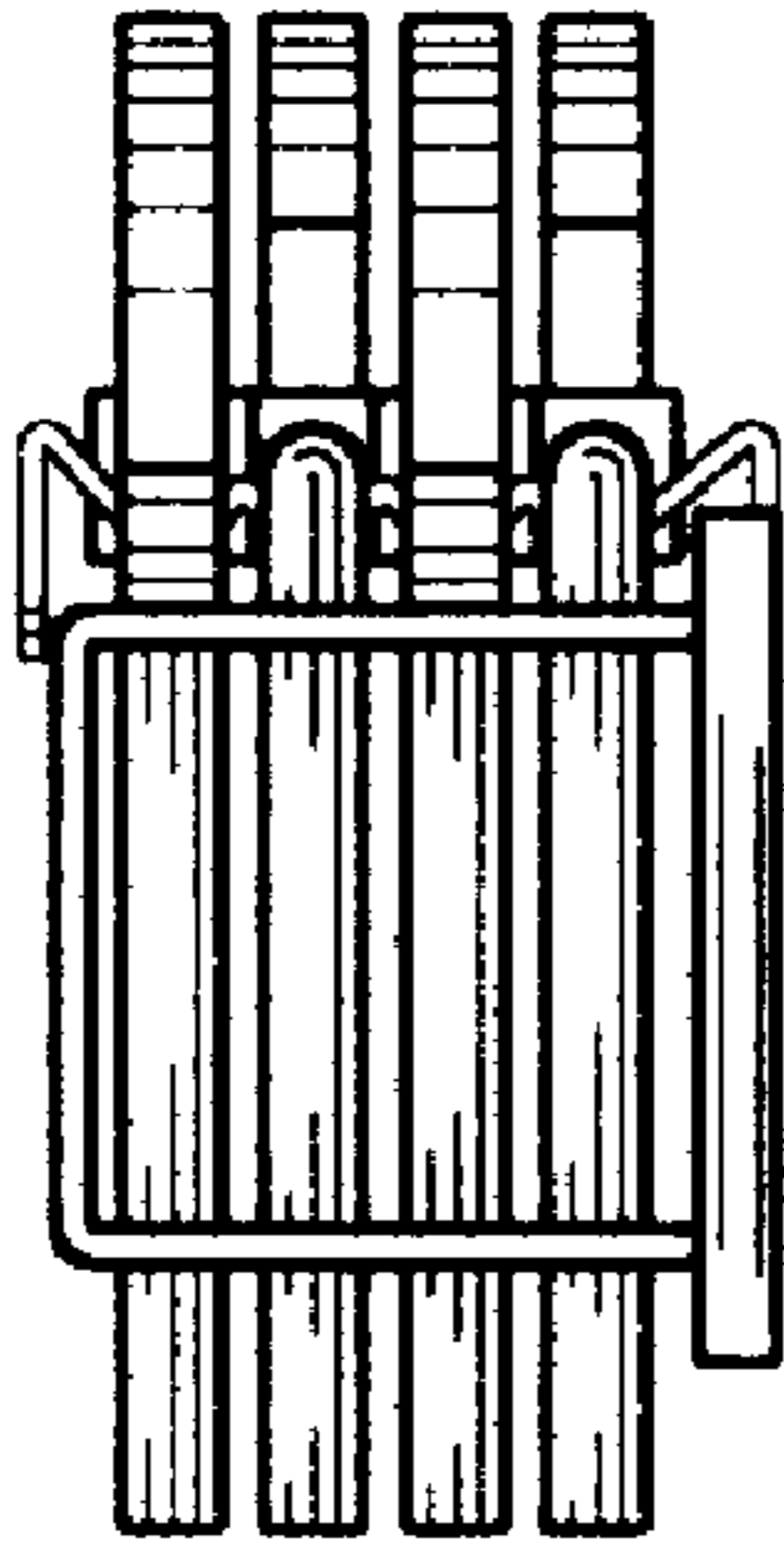


FIG. 3

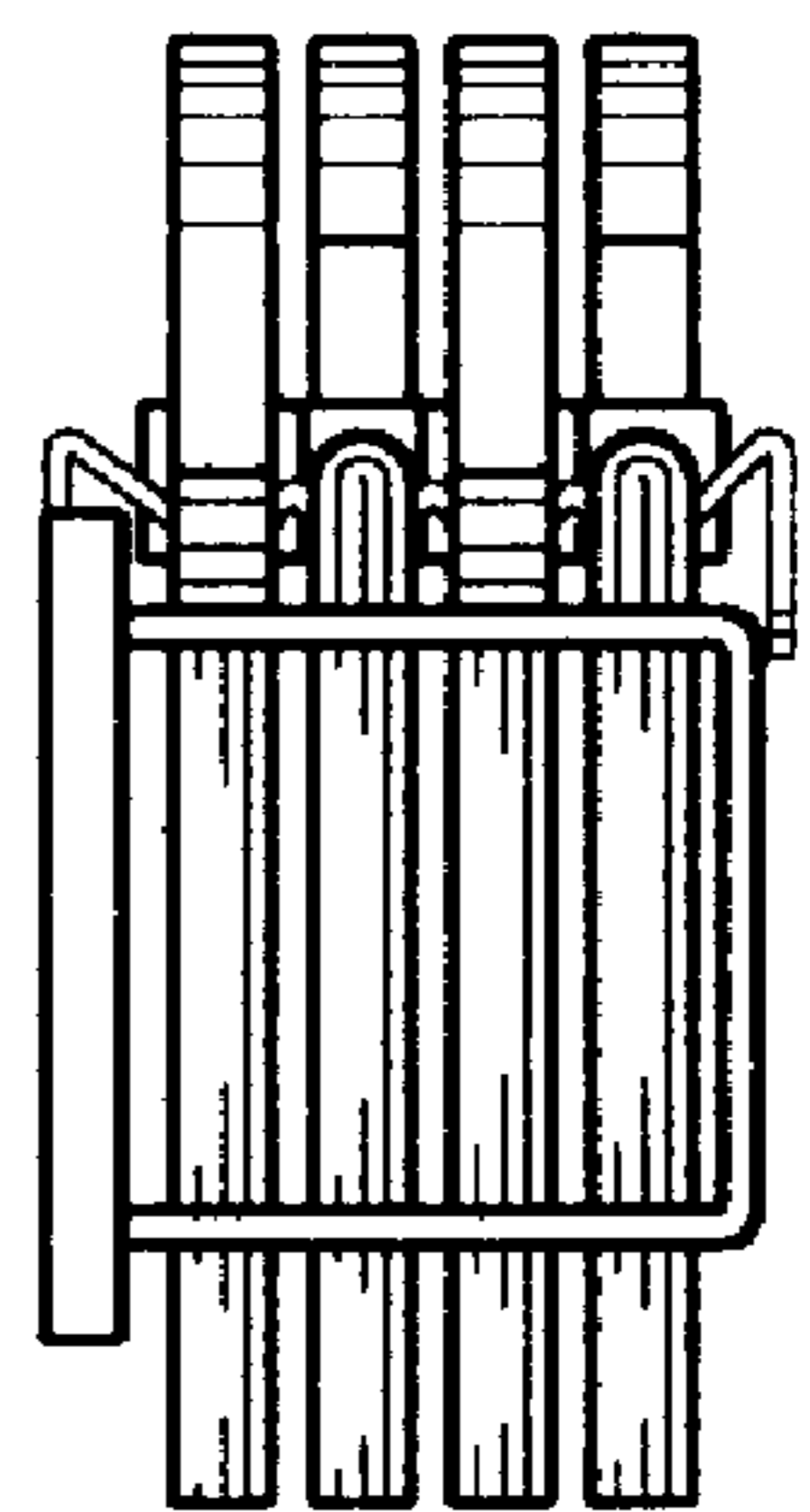


FIG. 4

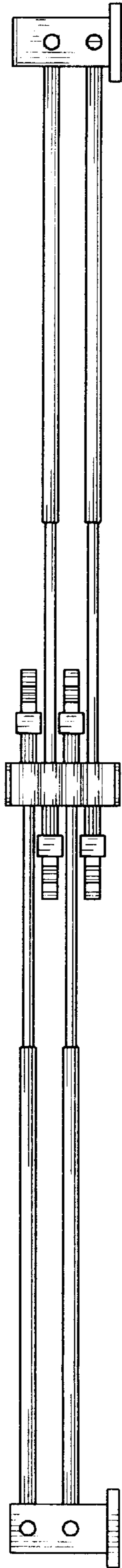


FIG. 5

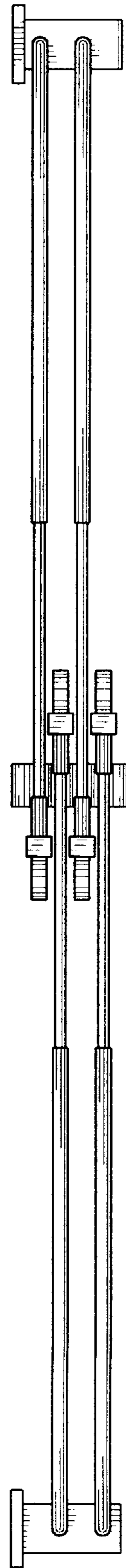


FIG. 6