



US00D431994S

# United States Patent [19]

Libby et al.

[11] Patent Number: **Des. 431,994**

[45] Date of Patent: **\*\* Oct. 17, 2000**

[54] **HANDLE ASSEMBLY**

[75] Inventors: **James B. Libby**, Stillwater; **Casey L. Carlson**, Edina, both of Minn.; **Duane T. Fier**, Hudson, Wis.; **Mark S. Hudoba**, Hugo; **Joseph G. Reithmeyer**, Afton, both of Minn.

[73] Assignee: **Andersen Corporation**, Bayport, Minn.

[\*\*] Term: **14 Years**

[21] Appl. No.: **29/113,126**

[22] Filed: **Oct. 29, 1999**

### Related U.S. Application Data

[62] Division of application No. 29/097,720, Dec. 11, 1998, Pat. No. Des. 417,831.

[51] **LOC (7) Cl.** ..... **08-06**

[52] **U.S. Cl.** ..... **D8/301; D8/319**

[58] **Field of Search** ..... D8/301, 302, 315-320, D8/352, 338; 16/110 R, 111 R; 292/336.3, DIG. 46

### [56] References Cited

#### U.S. PATENT DOCUMENTS

- D. 300,719 4/1989 Rhoades et al. .
- D. 320,334 10/1991 Clancy ..... D8/319
- D. 340,179 10/1993 Mirick et al. .... D8/301
- D. 340,398 10/1993 Clancy ..... D8/301
- D. 384,266 9/1997 Mantarakis et al. .... D8/319
- D. 384,568 10/1997 Mantarakis et al. .... D8/301

- D. 397,604 9/1998 Libby et al. .... D8/319
- 3,353,855 11/1967 Smith .
- 5,388,875 2/1995 Fleming .
- 5,595,409 1/1997 Fiev .

### OTHER PUBLICATIONS

4 Color Photos of Brass Andersen Lock (on sale and in public use before Dec. 11, 1997).

4 Color Photos of White Andersen Lock (on sale and in public use before Dec. 11, 1997).

*Primary Examiner*—B. J. Bullock  
*Attorney, Agent, or Firm*—Merchant & Gould P.C.

### [57] CLAIM

The ornamental design for a handle assembly, as shown and described.

### DESCRIPTION

FIG. 1 is a front perspective view of a handle assembly showing our new design; FIG. 2 is a rear perspective view thereof; FIG. 3 is a front elevational view thereof; FIG. 4 is a rear elevational view thereof; FIG. 5 is a right side elevational view thereof; FIG. 6 is a left side elevational view thereof; and, FIG. 7 is a top plan view thereof, the bottom plan view being a mirror image thereof.

FIGS. 3-7 are shown on an enlarged scale. The broken line showing in FIGS. 1, 2 and 5-7 is for illustrative purposes only and forms no part of the claimed design.

**1 Claim, 6 Drawing Sheets**

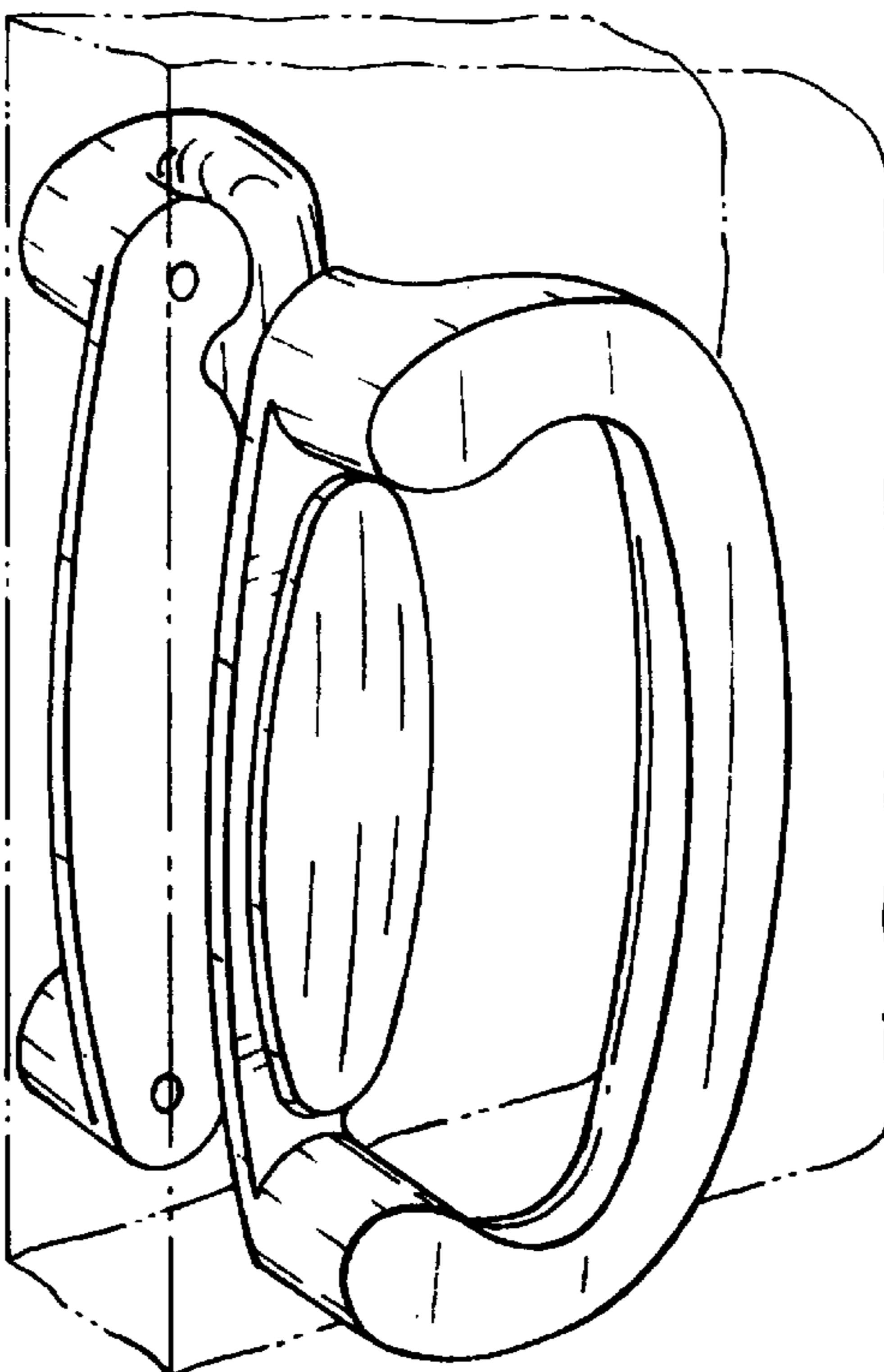


FIG. 1

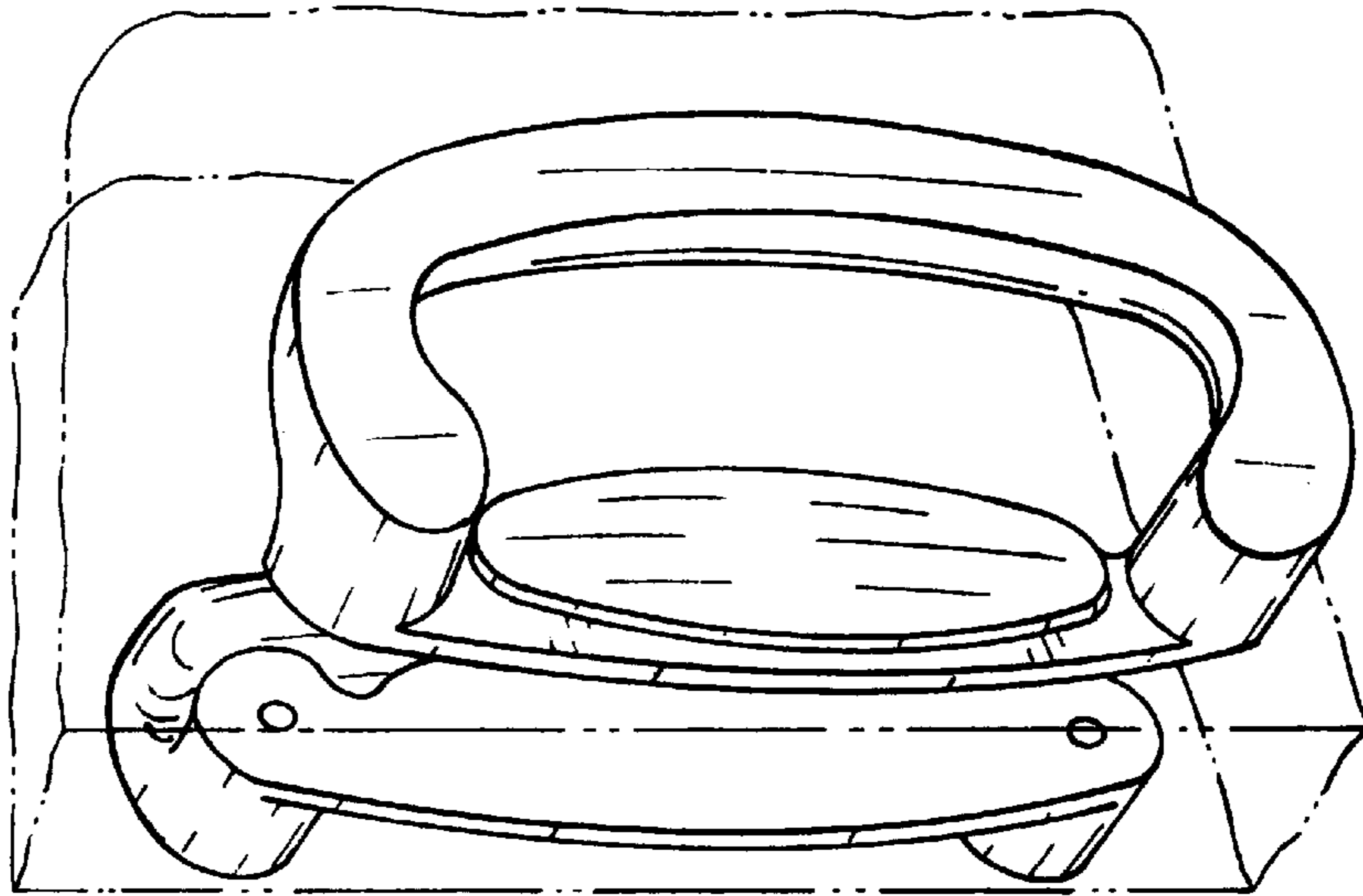

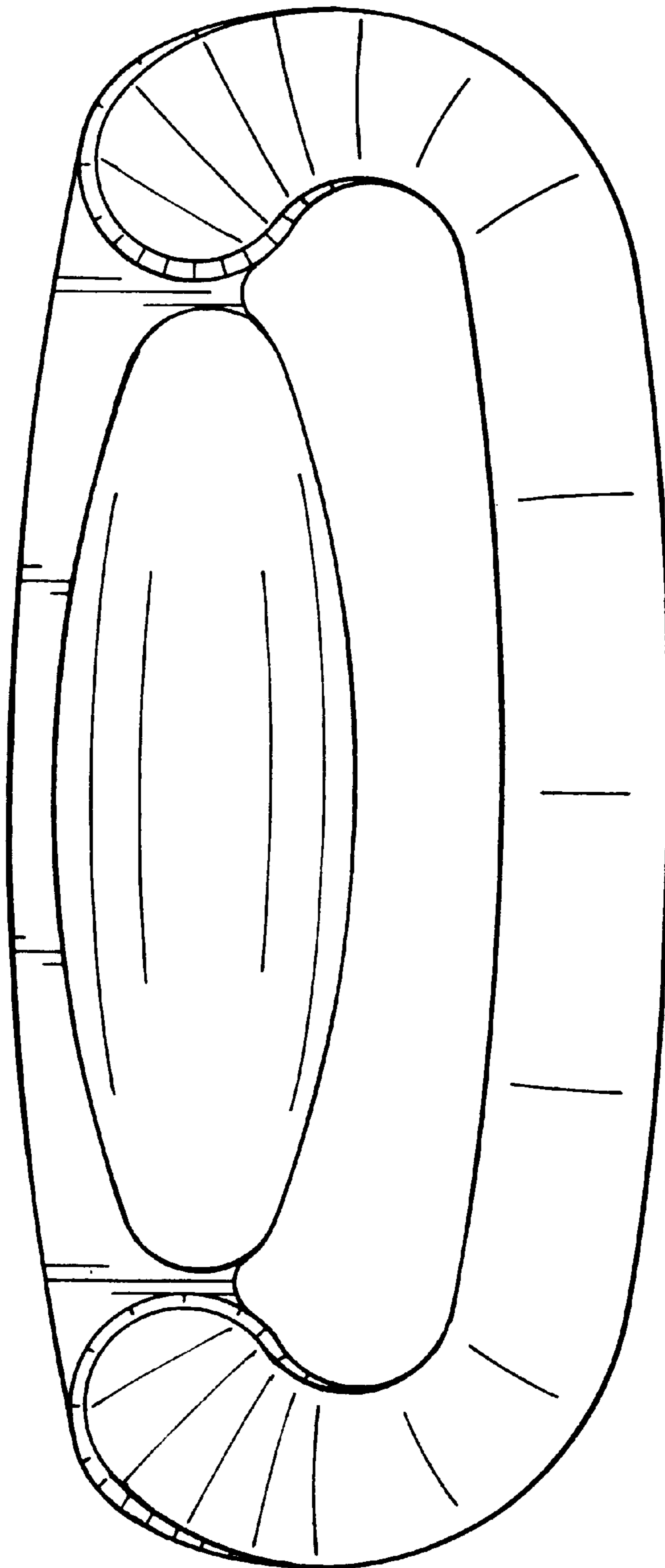



FIG. 2



**FIG. 3**



**FIG. 4**



**FIG. 5**

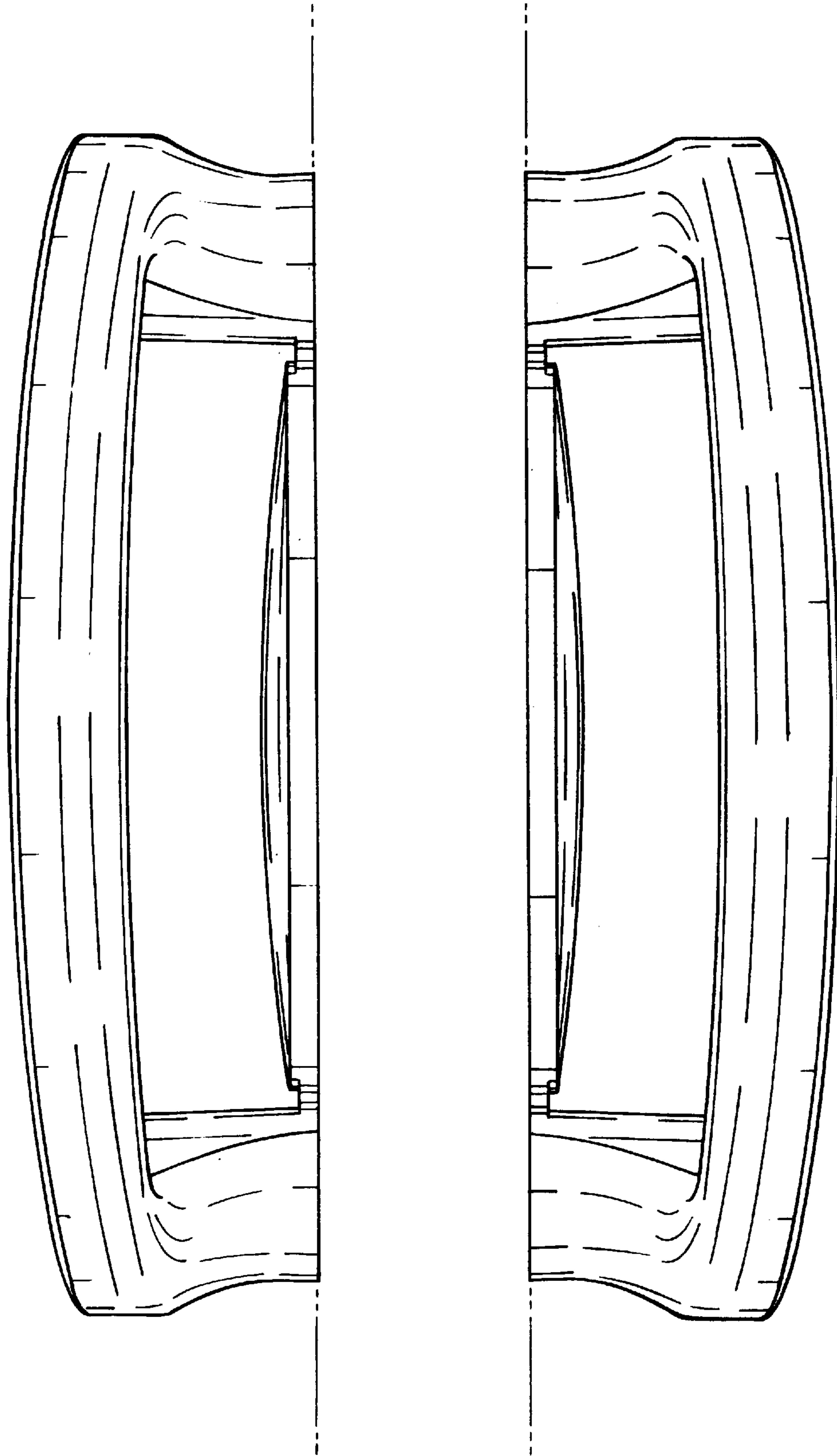
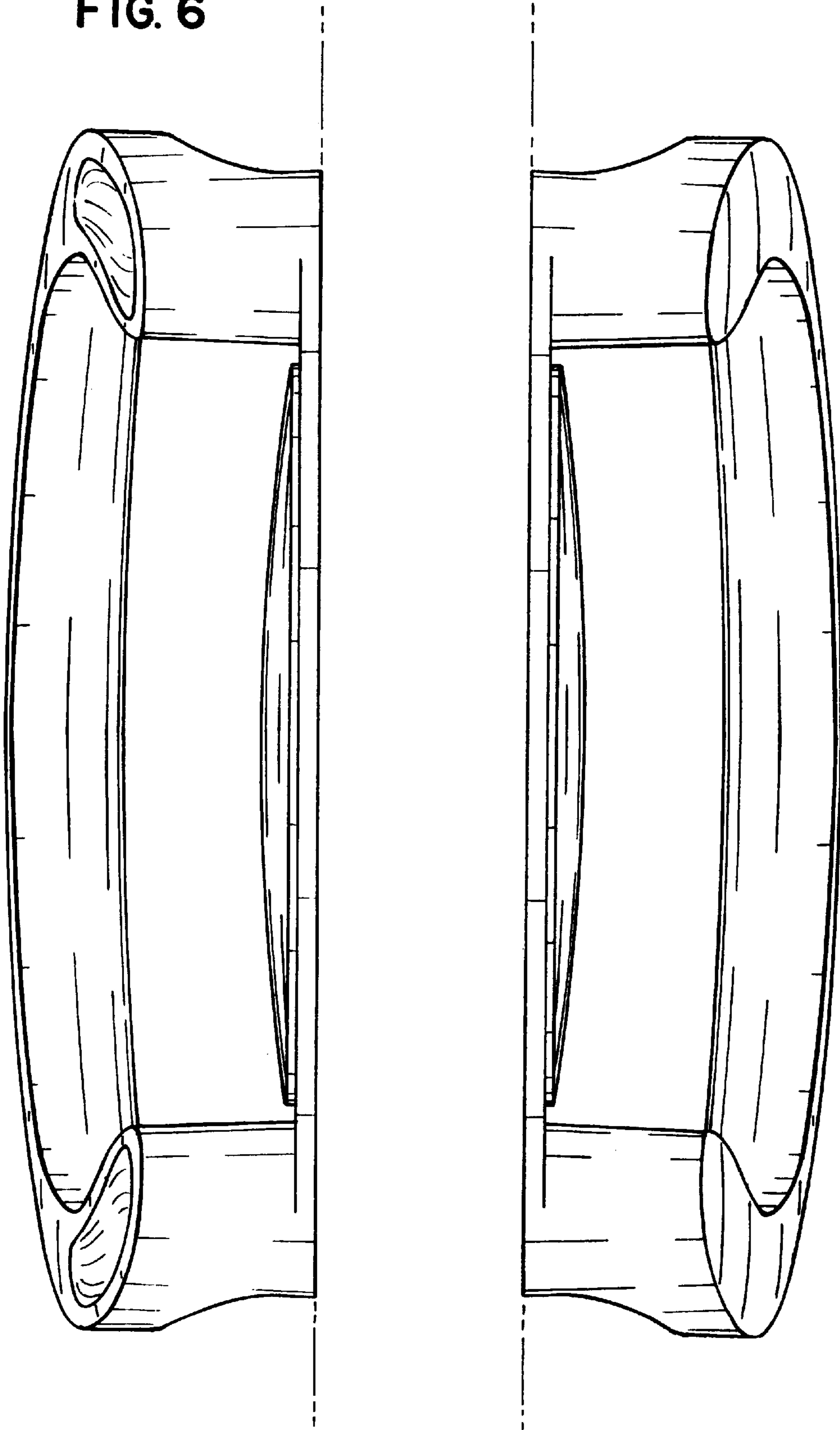


FIG. 6



**FIG. 7**

