



US00D431983S

**United States Patent** [19]  
**Peters**

[11] **Patent Number: Des. 431,983**

[45] **Date of Patent: \*\* Oct. 17, 2000**

[54] **RATCHET WRENCH**

[75] Inventor: **David Peters**, West Chester, Ohio

[73] Assignee: **Sawtek, Inc.**, West Chester, Ohio

[\*\*] Term: **14 Years**

[21] Appl. No.: **29/107,083**

[22] Filed: **Jun. 25, 1999**

[51] **LOC (7) Cl.** ..... **08-05**

[52] **U.S. Cl.** ..... **D8/25**

[58] **Field of Search** ..... D8/21-29, 107;  
81/60-63, 63.1, 63.2, 177.1, 177.4

[56] **References Cited**

**U.S. PATENT DOCUMENTS**

D. 359,429 6/1995 Williamson ..... D8/25  
5,704,260 1/1998 Huang .

*Primary Examiner*—Richelle Shelton  
*Attorney, Agent, or Firm*—Wood, Herron & Evans LLP

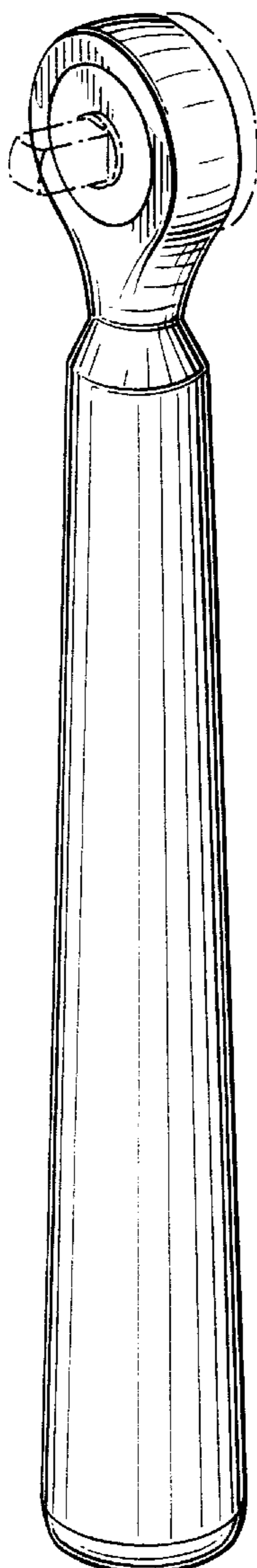
[57] **CLAIM**

The ornamental design for a ratchet wrench, as shown and described.

**DESCRIPTION**

FIG. 1 is a perspective view of the present invention;  
FIG. 2 is a front view thereof;  
FIG. 3 is a side view thereof, the opposite side view being a mirror image;  
FIG. 4 is a top view thereof; and,  
FIG. 5 is a bottom view thereof.  
The broken line showing in FIGS. 1-3 is for illustrative purposes only and forms no part of the claimed design.  
The surface or portion of the article not shown in the drawing or described in the specification forms no part of the claimed design.

**1 Claim, 1 Drawing Sheet**



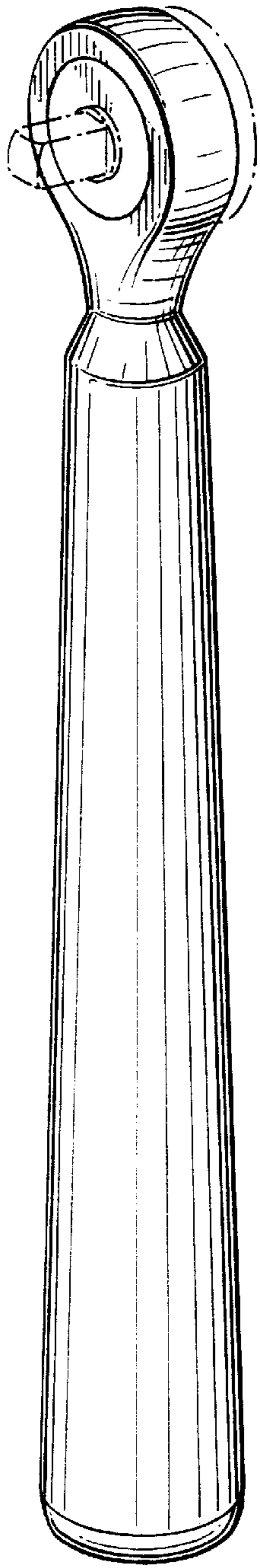


FIG. 1

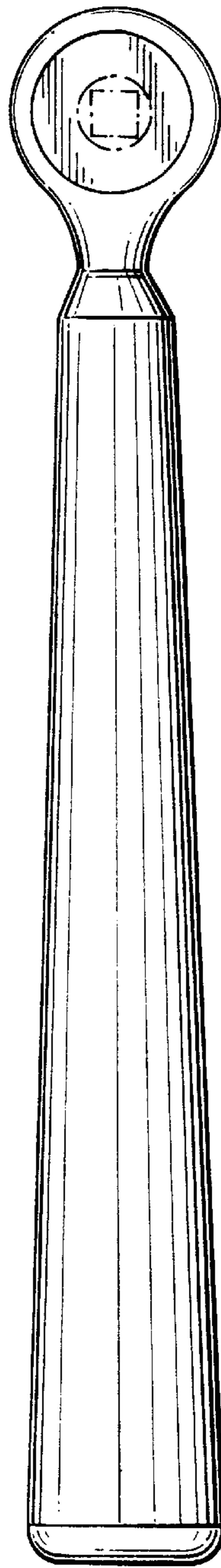


FIG. 2

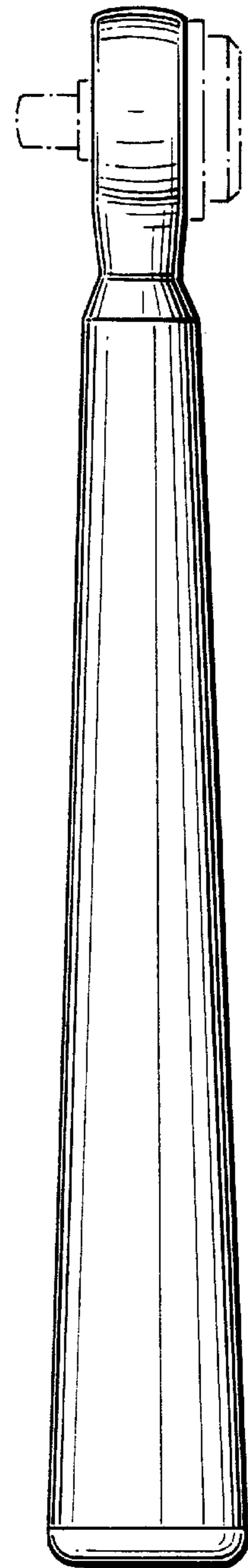


FIG. 3

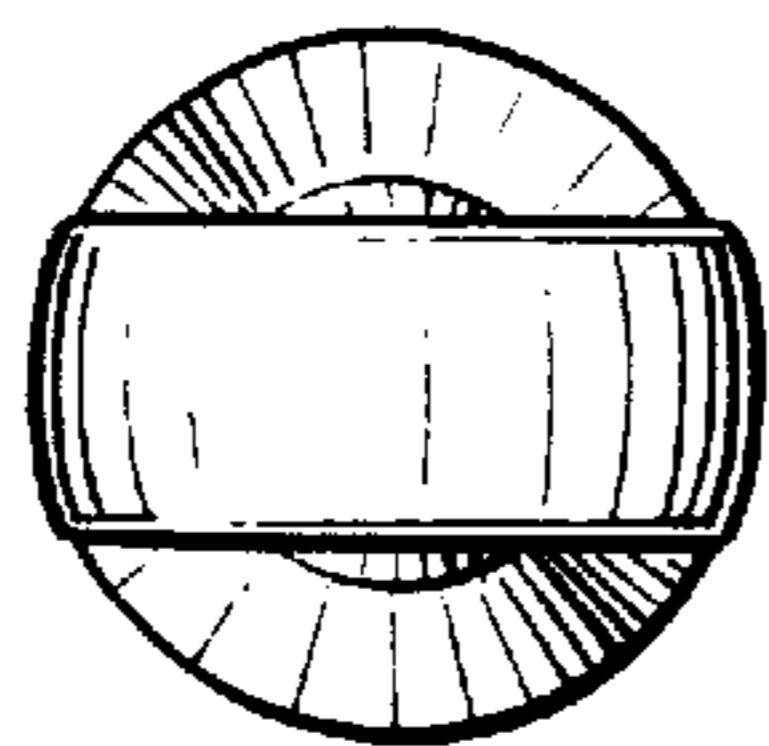


FIG. 4

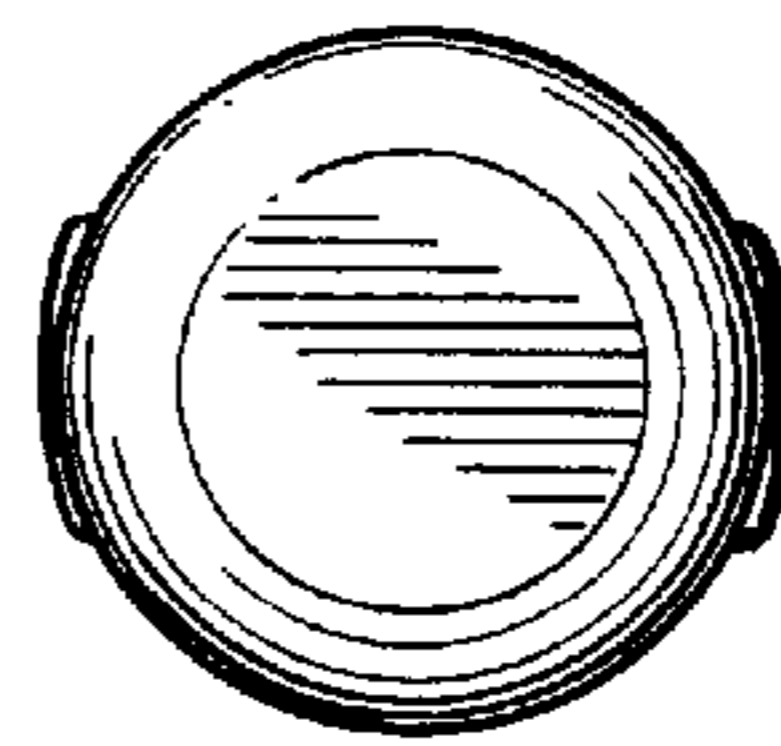


FIG. 5