



US00D431972S

United States Patent [19]

Naft et al.

[11] **Patent Number: Des. 431,972**

[45] **Date of Patent: ** Oct. 17, 2000**

[54] **HANDLE FOR A SMALL APPLIANCE**

[75] Inventors: **Stuart Naft**, Fairfield; **Bernhard Heitz**, Collinsville; **David Kaiser**, Plainville; **Joseph Toro**, Stratford, all of Conn.

[73] Assignee: **HP Intellectual Corp.**, Wilmington, Del.

[**] Term: **14 Years**

[21] Appl. No.: **29/098,757**

[22] Filed: **Jan. 5, 1999**

[51] **LOC (7) Cl.** **07-03**

[52] **U.S. Cl.** **D7/646**

[58] **Field of Search** D7/646, 649, 650; 30/277.4, 286, 296.1; D8/8, 63, 64, 69, 98, 107

[56] **References Cited**

U.S. PATENT DOCUMENTS

- D. 205,950 10/1966 Baron et al. .
- D. 208,083 7/1967 Peterson D7/646
- D. 298,601 11/1988 Tsuji D7/646
- D. 306,813 3/1990 Naft et al. D7/646
- D. 308,469 6/1990 Fushiya et al. D7/646 X

- D. 310,008 8/1990 Reiferscheid D7/646 X
- D. 312,192 11/1990 Barrault D7/646
- D. 317,846 7/1991 van Asten D7/646
- D. 351,766 10/1994 McClosky et al. D7/646
- D. 396,782 8/1998 Lallemant D7/646
- D. 421,367 3/2000 Naft et al. D7/646

Primary Examiner—Caron D. Veynar
Attorney, Agent, or Firm—Barry E. Deutsch

[57] **CLAIM**

The ornamental design for a handle for a small appliance, as shown and described.

DESCRIPTION

FIG. 1 is a perspective view taken from the left side, front and bottom, illustrating our design of a handle for a small appliance;

FIG. 2 is an elevation view thereof taken from the right side as viewed in FIG. 1;

FIG. 3 is a top plan view thereof;

FIG. 4 is an elevation view thereof taken from the left side as viewed in FIG. 1;

FIG. 5 is a bottom plan view thereof;

FIG. 6 is a rear elevation view thereof; and,

FIG. 7 is a front elevation view thereof.

1 Claim, 2 Drawing Sheets

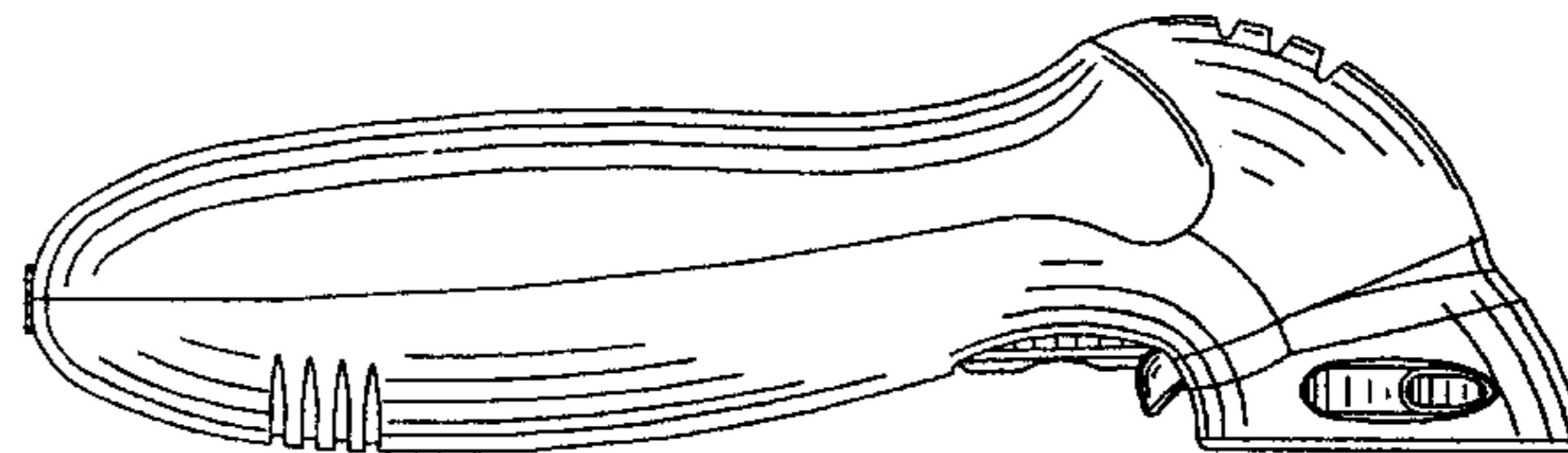
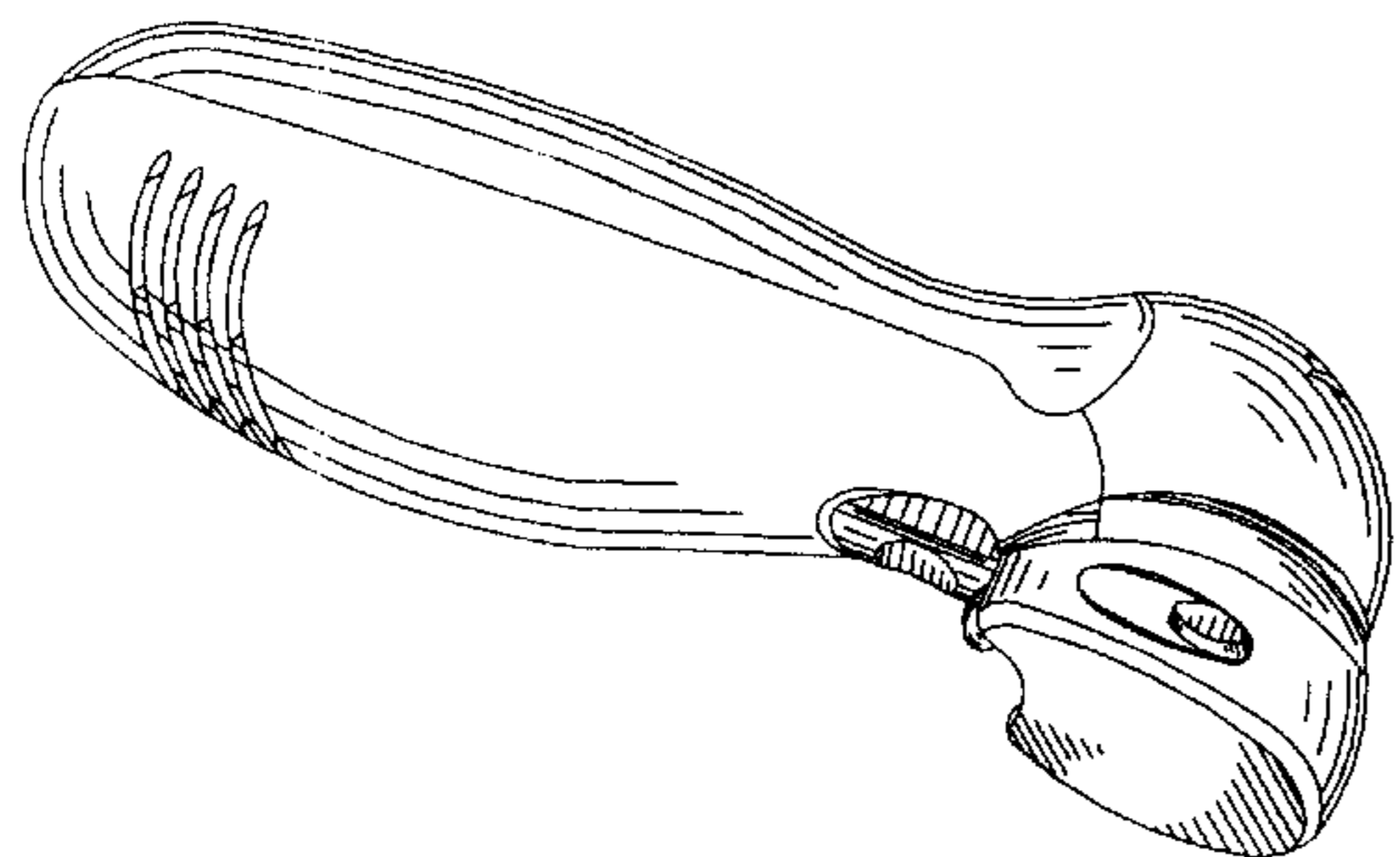


FIG. 1

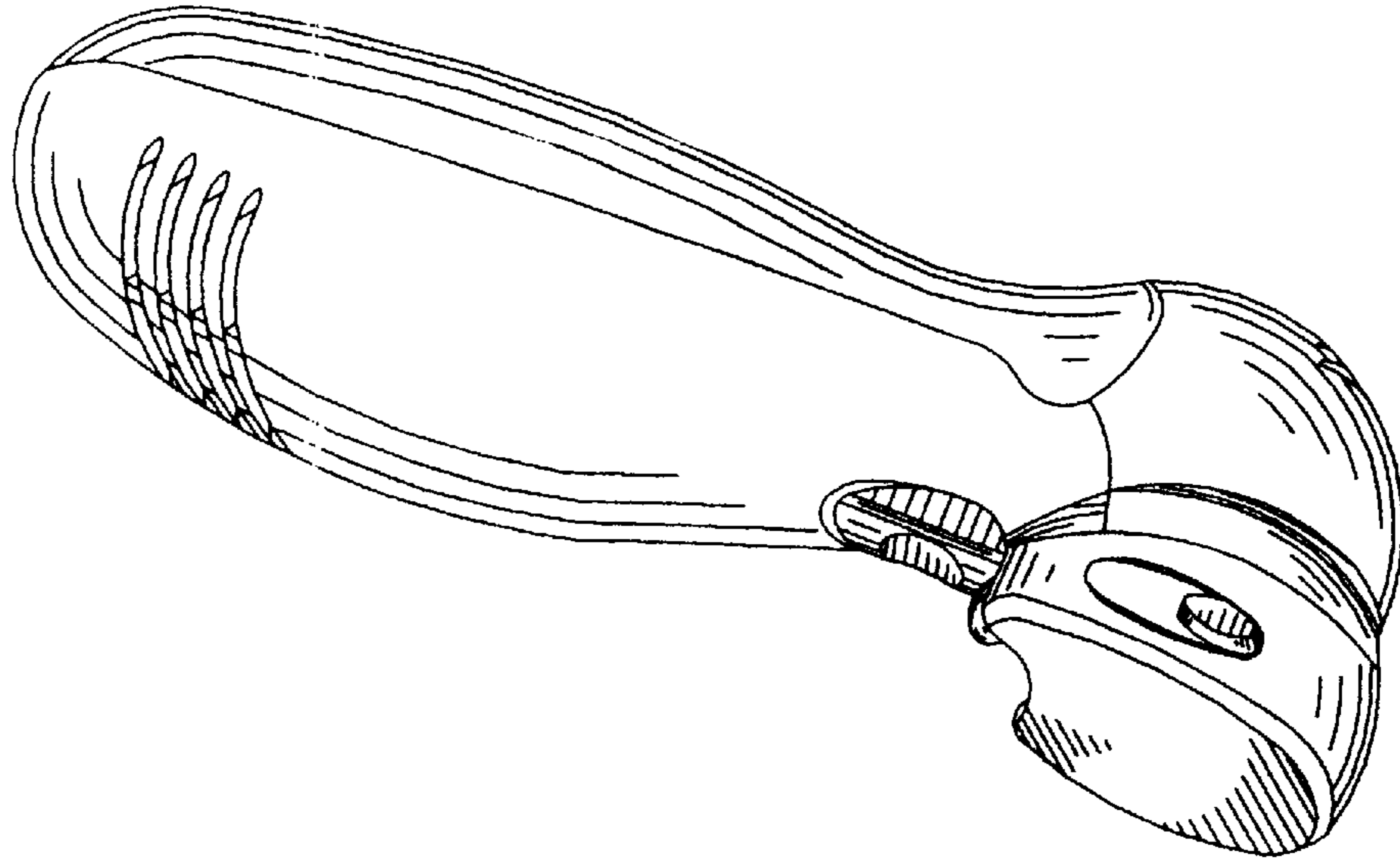


FIG. 2




FIG. 3




FIG. 4

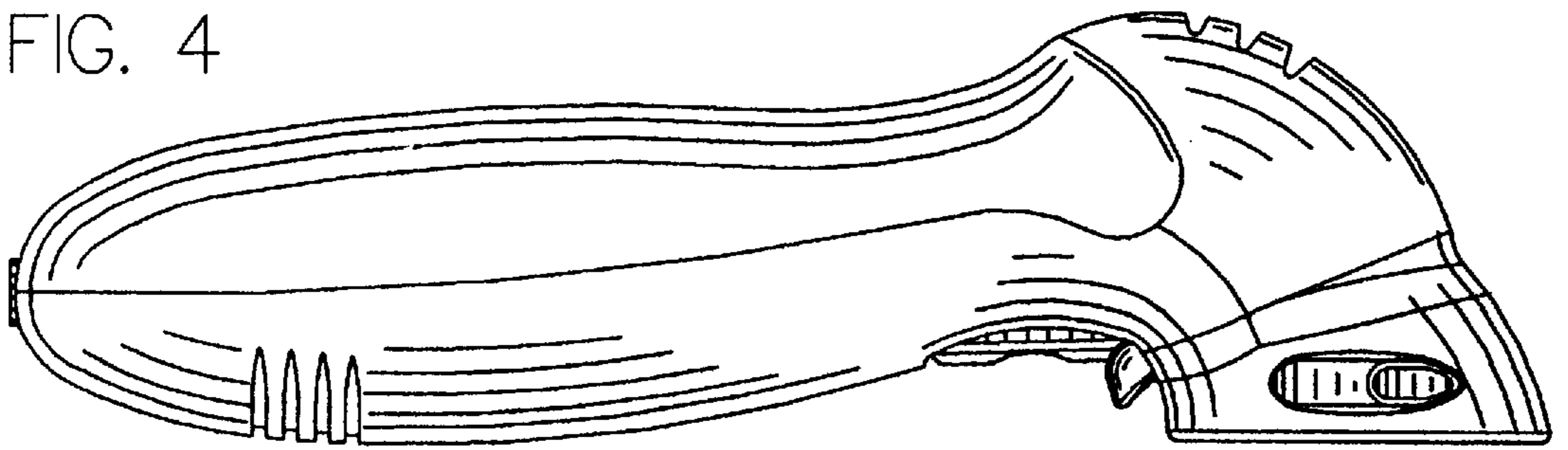


FIG. 5

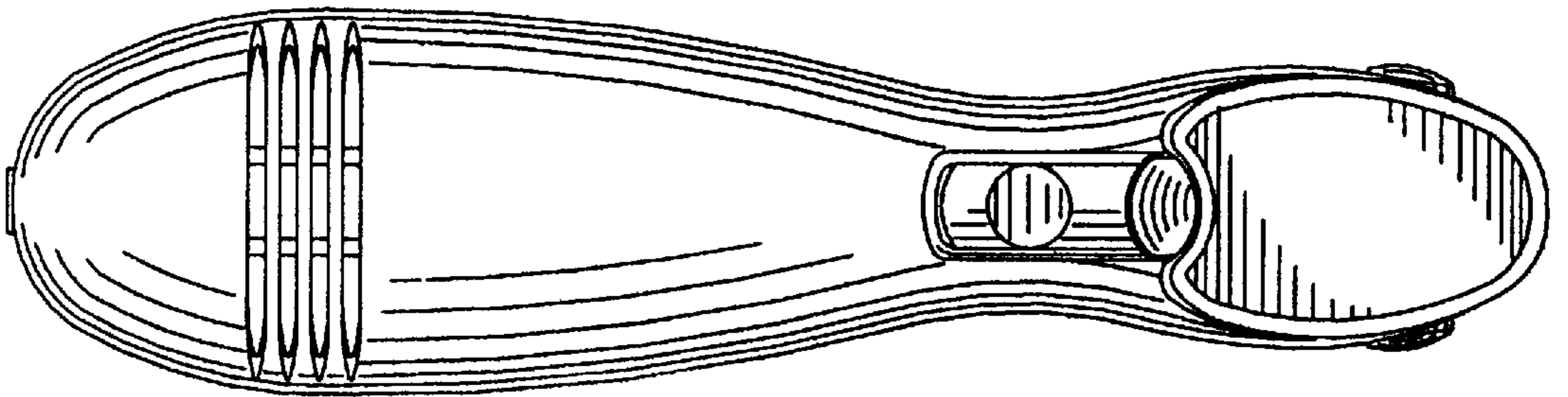


FIG. 6

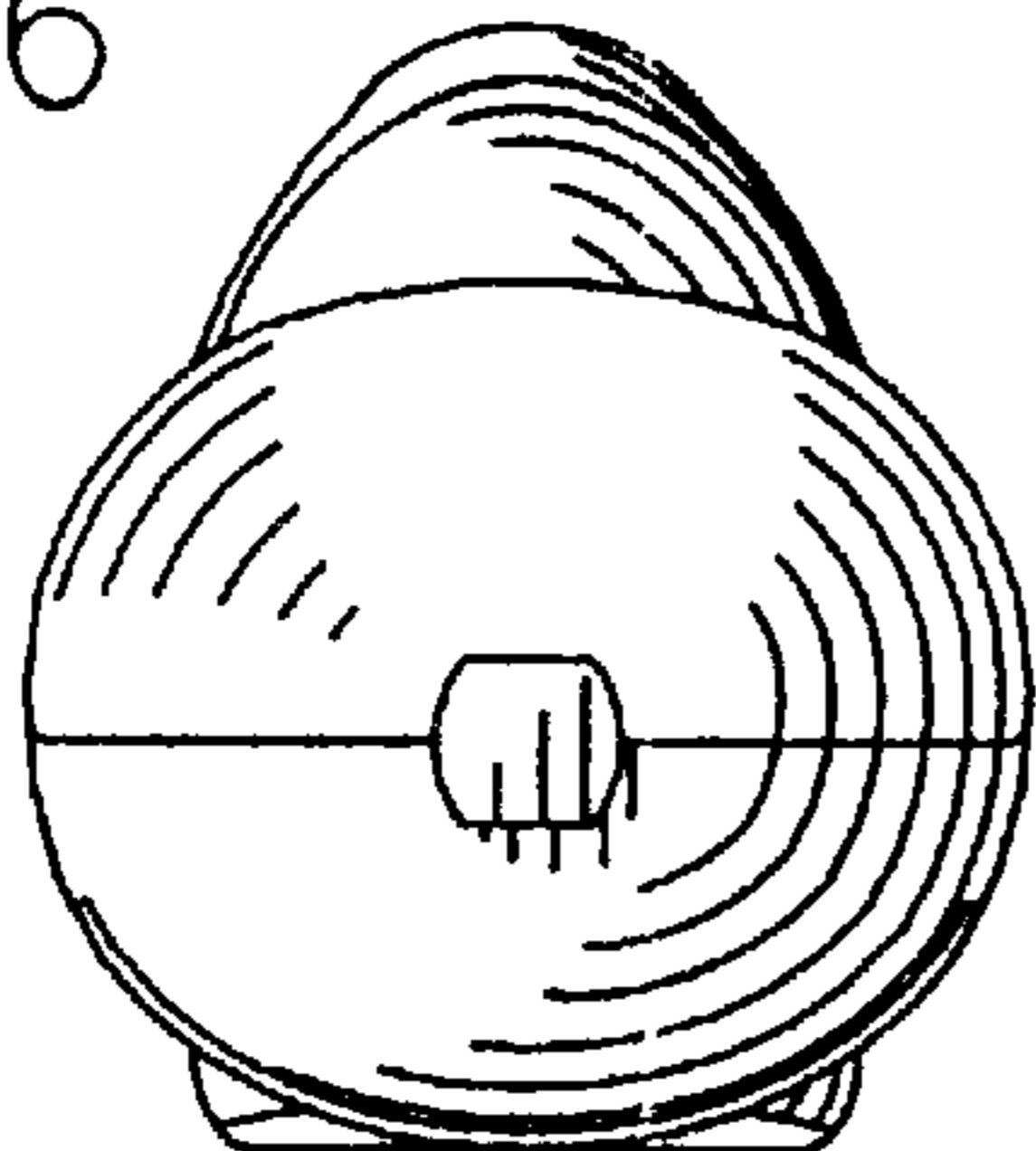


FIG. 7

