



US00D431960S

United States Patent [19] Hay

[11] **Patent Number: Des. 431,960**

[45] **Date of Patent: ** Oct. 17, 2000**

[54] **HANDLE FOR BARBECUE UTENSILS**

[75] Inventor: **Donald Espie Hay**, Wanchai, The Hong Kong Special Administrative Region of the People's Republic of China

[73] Assignee: **Hayco Manufacturing LTD**, The Hong Kong Special Administrative Region of the People's Republic of China

[**] Term: **14 Years**

[21] Appl. No.: **29/109,768**

[22] Filed: **Aug. 24, 1999**

[30] **Foreign Application Priority Data**

Aug. 13, 1999 [HK] The Hong Kong Special Administrative Region of the People's Republic of China 9911042

[51] **LOC (7) Cl.** **07-02**

[52] **U.S. Cl.** **D7/401.2; D7/395**

[58] **Field of Search** D7/393-395, 401.2, D7/368, 669, 682, 683, 688; 16/110.1, 430, 431; 30/322, 324, 340, 345

[56] **References Cited**

U.S. PATENT DOCUMENTS

- D. 337,694 7/1993 Hacker et al. D7/395
- D. 411,077 6/1999 Kwok D7/395
- D. 417,121 11/1999 Brunianyn D7/395

Primary Examiner—Caron D. Veynar
Attorney, Agent, or Firm—Burns, Doane, Swecker & Mathis, L.L.P.

[57] **CLAIM**

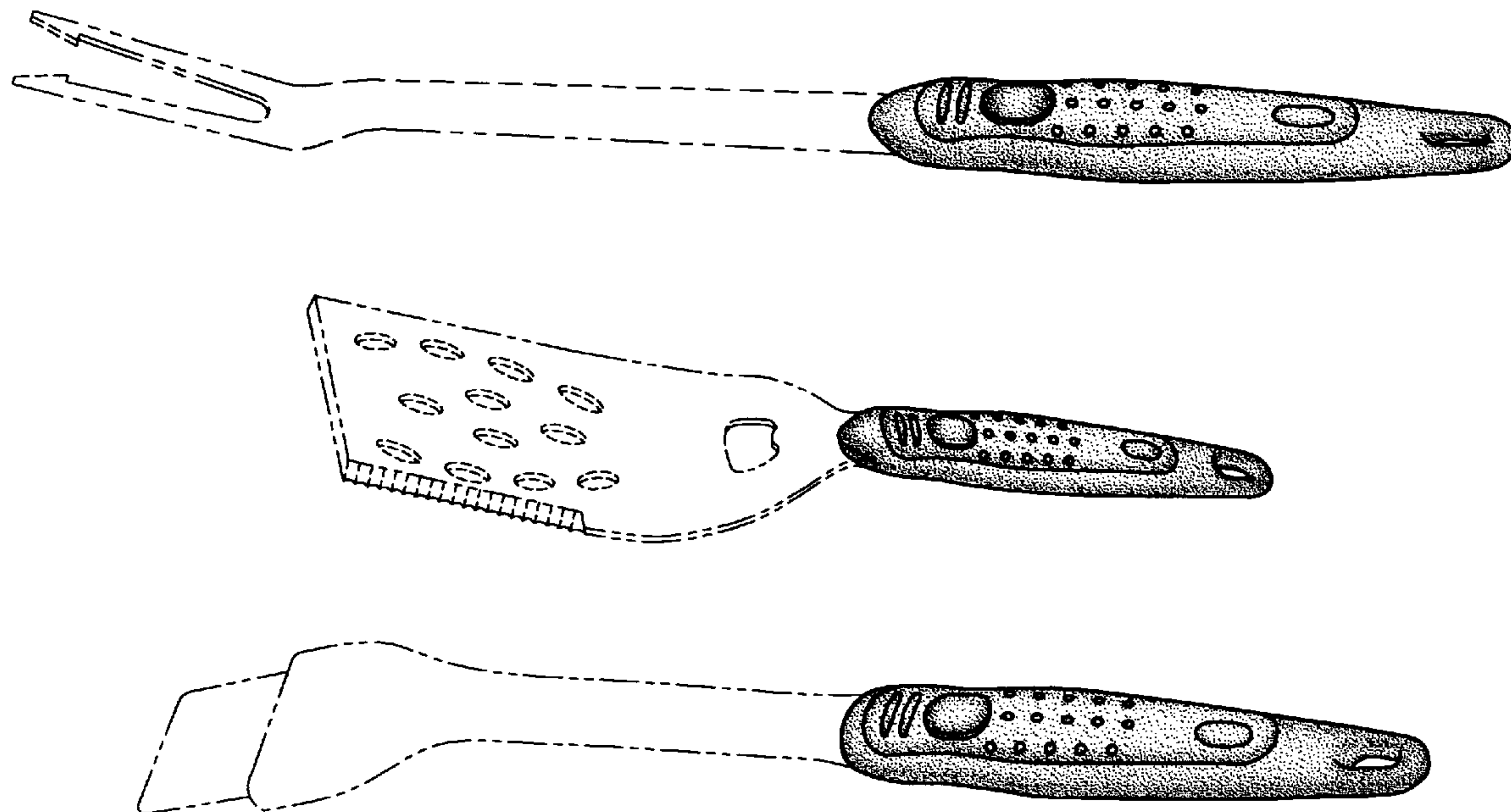
The ornamental design for a “handle for barbecue utensils”, as shown and described.

DESCRIPTION

FIG. 1 is a front perspective view of a handle for barbecue utensils showing my new design;
 FIG. 2 is a top plan view thereof;
 FIG. 3 is a bottom plan view thereof;
 FIG. 4 is a right side view thereof;
 FIG. 5 is a left side elevation view thereof;
 FIG. 6 is a front perspective view of a second embodiment of the handle for barbecue utensils;
 FIG. 7 is a top plan view thereof;
 FIG. 8 is a bottom plan view thereof;
 FIG. 9 is a right side view thereof;
 FIG. 10 is a left side elevation view thereof;
 FIG. 11 is a front perspective view of a third embodiment of the handle for barbecue utensils;
 FIG. 12 is a top plan view thereof;
 FIG. 13 is a bottom plan view thereof;
 FIG. 14 is a right side view thereof; and,
 FIG. 15 is a left side elevation view thereof.

The subject matter depicted in dotted lines is for illustrative purposes only, to depict the application of the design, and does not form part of the claimed invention.

1 Claim, 5 Drawing Sheets



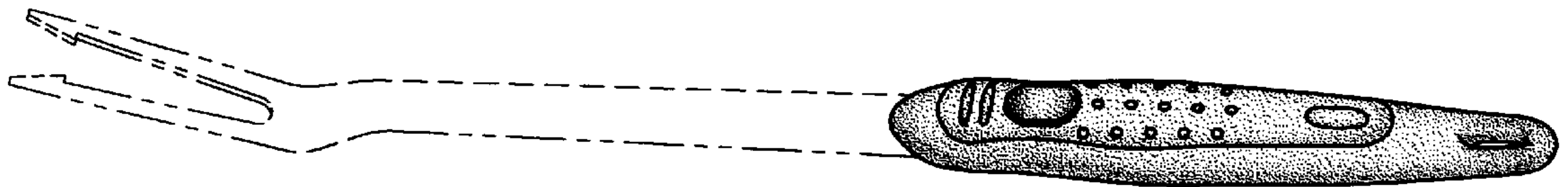


FIG. 1

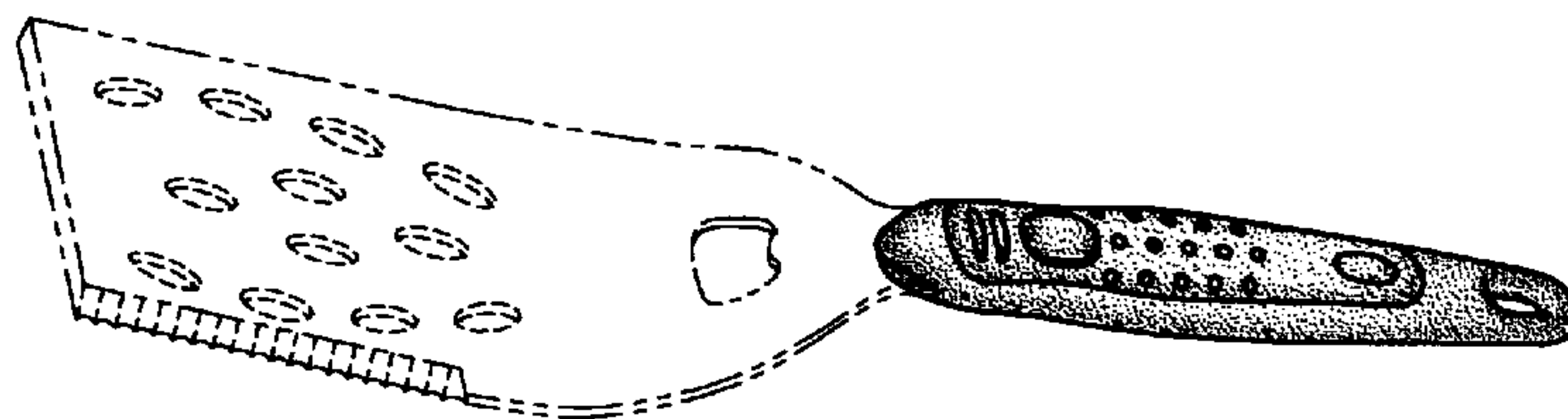


FIG. 6

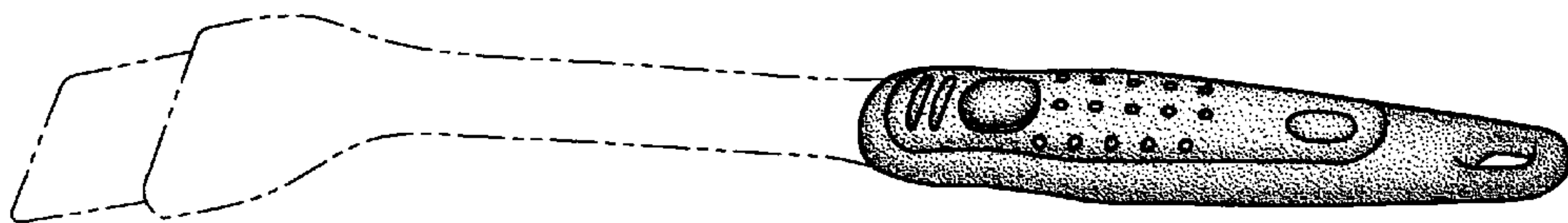


FIG. 11

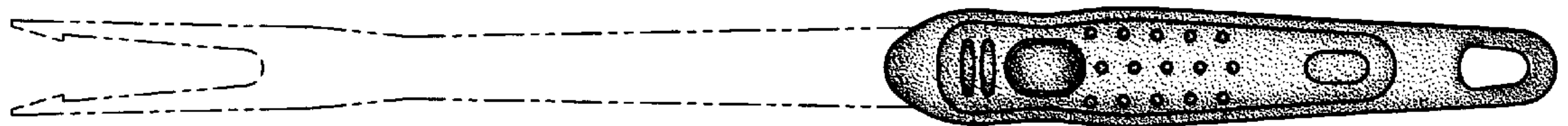


FIG. 2

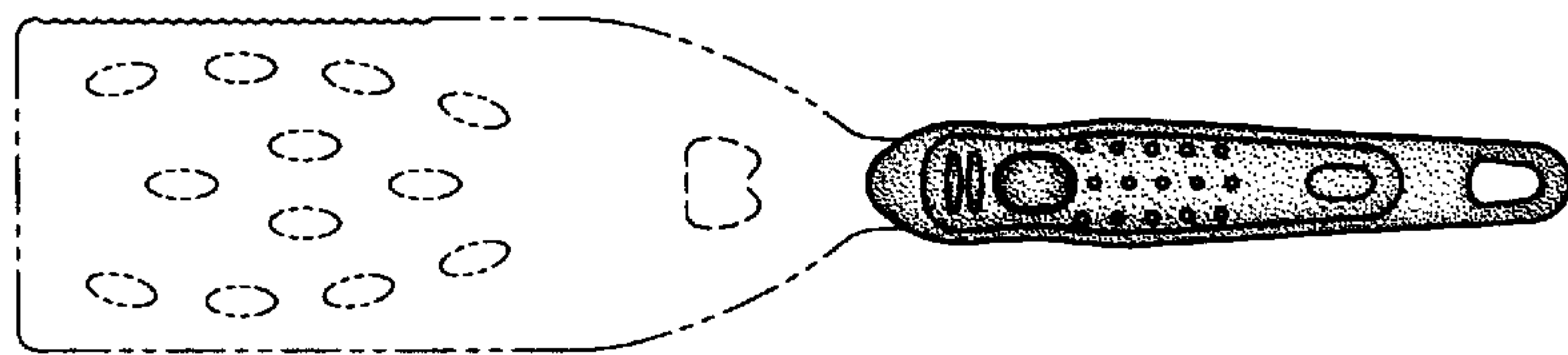


FIG. 7

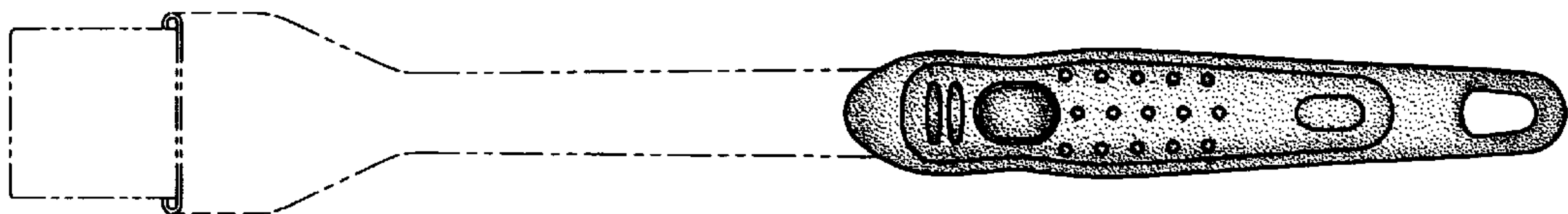


FIG. 12

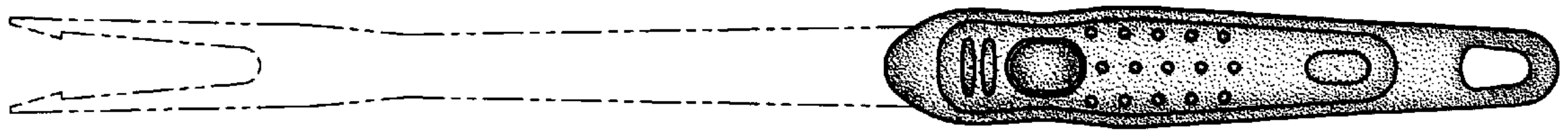


FIG. 3

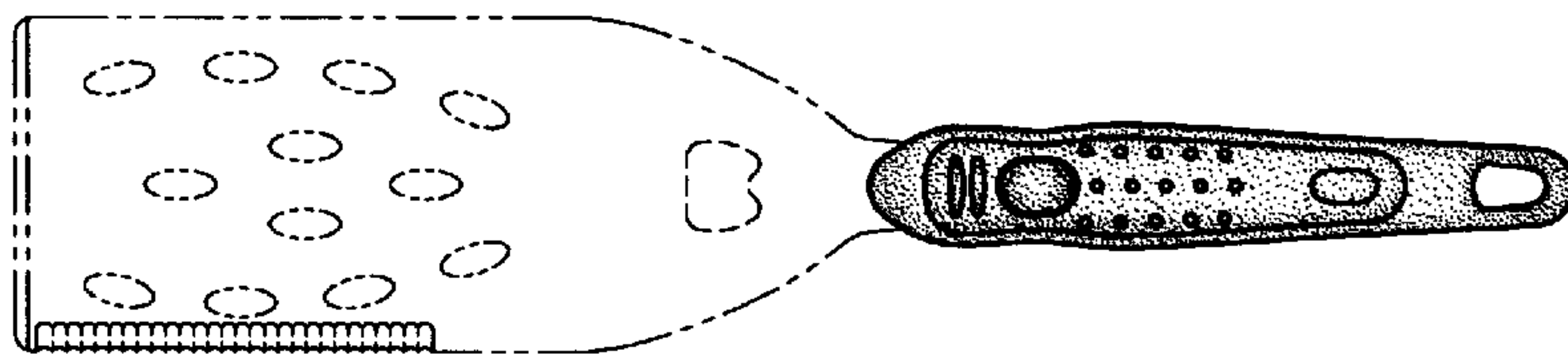


FIG. 8

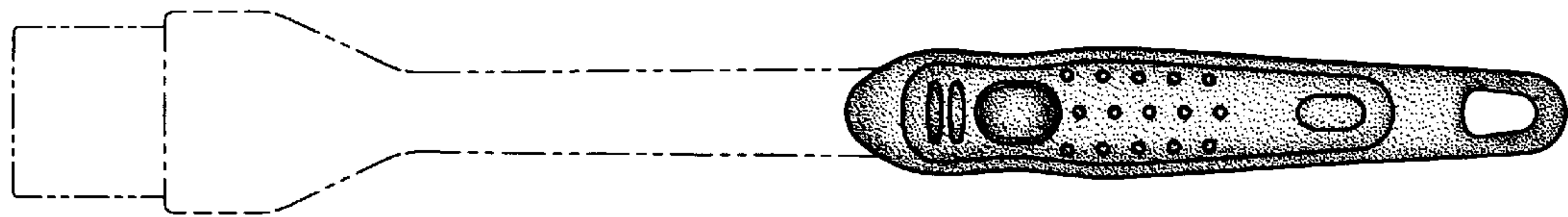


FIG. 13

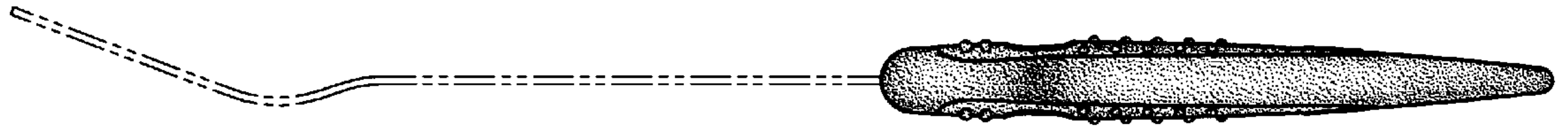


FIG. 4



FIG. 9

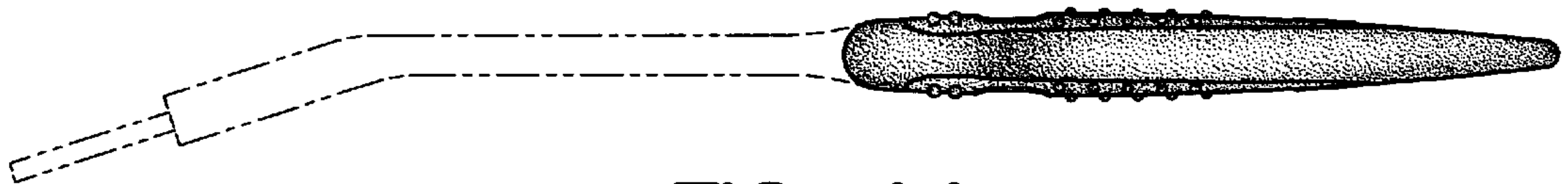


FIG. 14

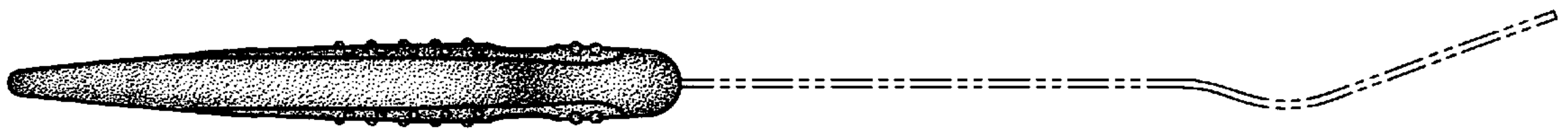


FIG. 5

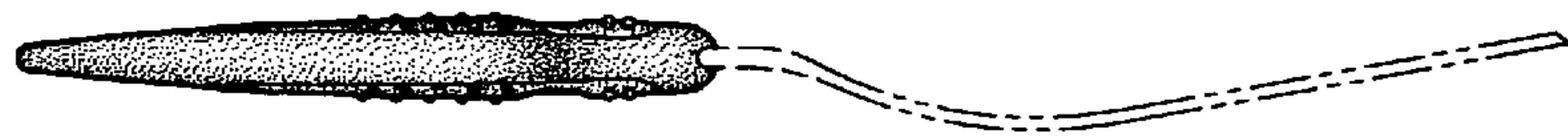


FIG. 10

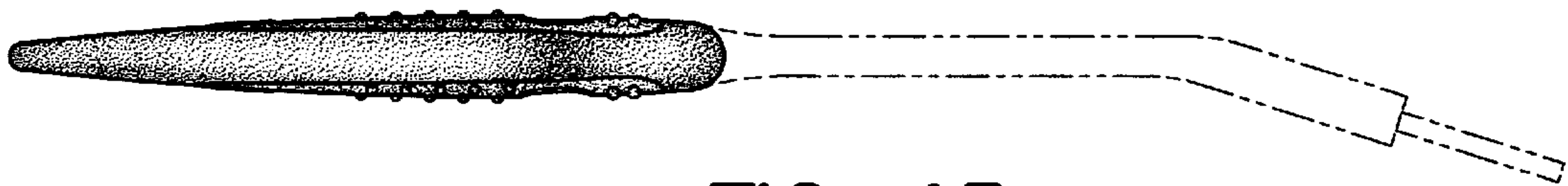


FIG. 15