



US00D431958S

United States Patent [19] Harris

[11] **Patent Number: Des. 431,958**
[45] **Date of Patent: ** Oct. 17, 2000**

[54] **BAKING PAN**

3,409,199 11/1968 Lake 229/407

[75] Inventor: **Robert Harris**, Northbrook, Ill.

OTHER PUBLICATIONS

[73] Assignee: **The Pampered Chef, Ltd.**, Addison, Ill.

The Pampered Chef, Spring/Summer 1998 catalog; p. 10, #1490 9" Square Baker (Mar. 1998).
Mouli, Untitled Catalog; p. 14 Clay Breadpan (Sep. 1992).

[**] Term: **14 Years**

Primary Examiner—Caron D. Veynar
Attorney, Agent, or Firm—Olson & Hierl, Ltd.

[21] Appl. No.: **29/101,185**

[22] Filed: **Feb. 26, 1999**

[57] CLAIM

[51] **LOC (7) Cl.** **07-02**

[52] **U.S. Cl.** **D7/354**

[58] **Field of Search** D7/323, 354-361,
D7/543, 545; D9/429; D13/119; 229/407;
99/422, DIG. 15; 220/573.1, 573.2, 573.3,
574, 495.03, 912, DIG. 13

The ornamental design for a baking pan, as shown and described.

DESCRIPTION

[56] References Cited

U.S. PATENT DOCUMENTS

D. 113,571	2/1939	Reinecke et al.	D7/545 X
D. 182,673	4/1958	Latham	D7/359
D. 200,724	3/1965	Grogel	D9/429
D. 262,104	12/1981	Simpson	D13/119
D. 373,284	9/1996	Hirst	D7/354
D. 384,555	10/1997	Bradley	D7/545

FIG. 1 is a perspective view of a baking pan showing my new design;
FIG. 2 is a front elevational view of the FIG. 1 baking pan.
FIG. 3 is a rear elevational view of the FIG. 1 baking pan;
FIG. 4 is a top plan view of the FIG. 1 baking pan;
FIG. 5 is a right side elevational view of the FIG. 1 baking pan;
FIG. 6 is a left side elevational view of the FIG. 1 baking pan; and,
FIG. 7 is a bottom plan view of the FIG. 1 baking pan.

1 Claim, 3 Drawing Sheets

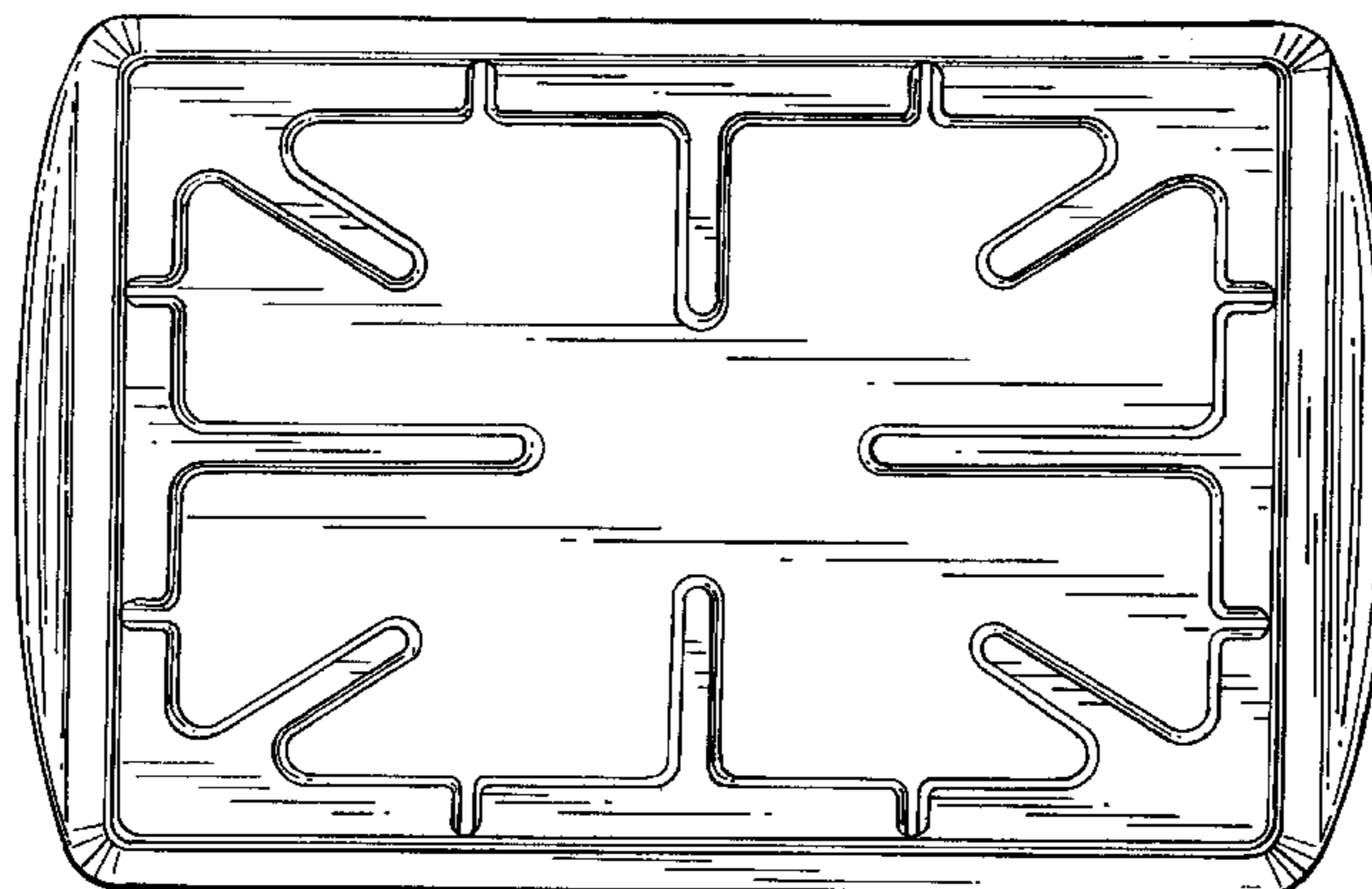

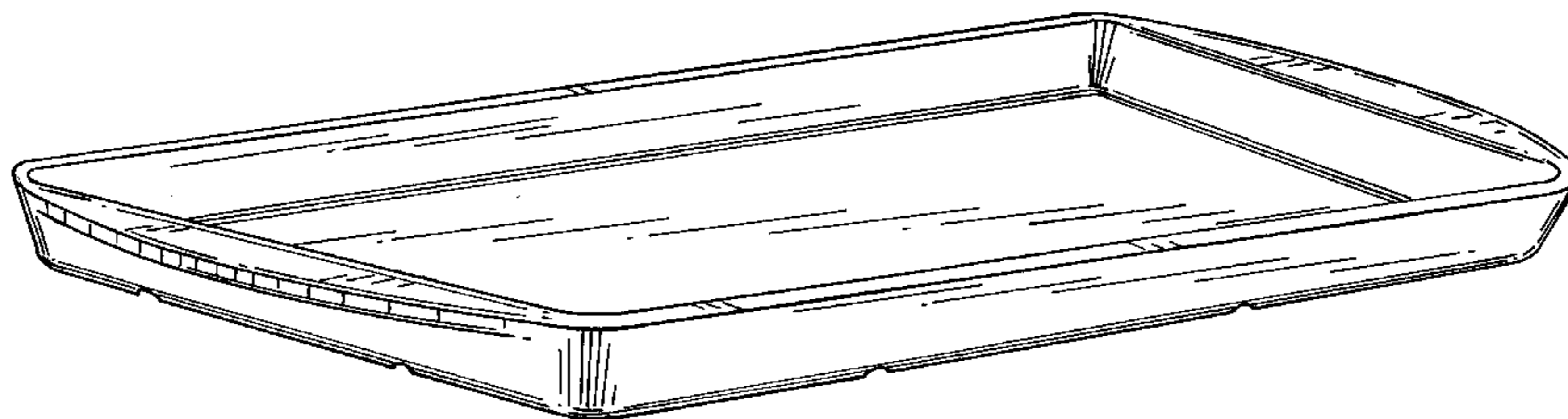


FIG. 1

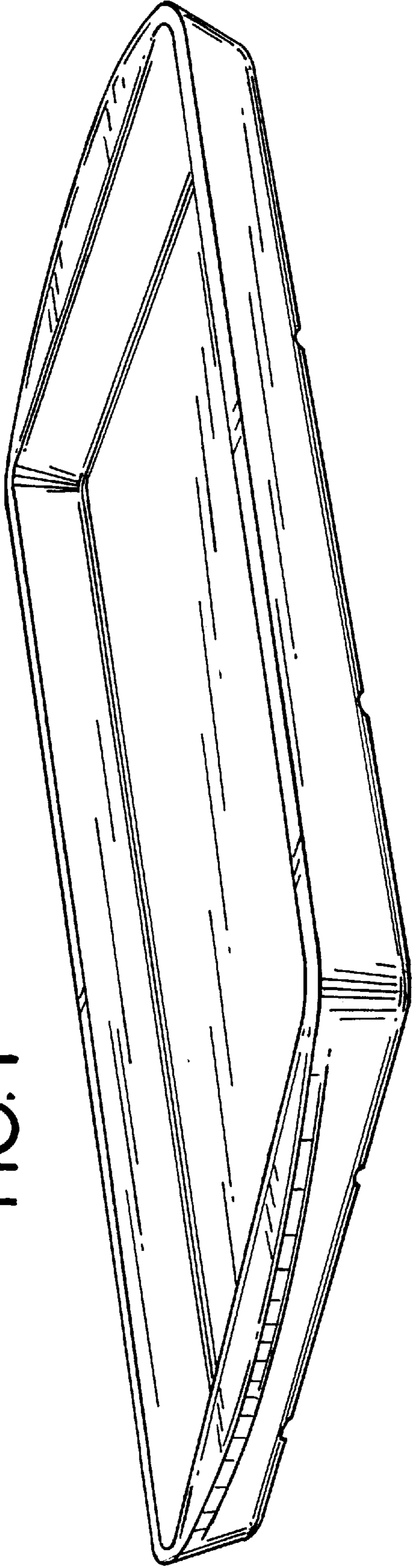


FIG. 2





FIG. 3






FIG. 4




FIG. 5

FIG. 6




FIG. 7

