



US00D431952S

United States Patent [19]
McCormick

[11] **Patent Number: Des. 431,952**

[45] **Date of Patent: ** Oct. 17, 2000**

[54] **BILLIARD BALL HOLDER**

[75] Inventor: **William R. McCormick**, Kenosha, Wis.

[73] Assignee: **Brunswick Bowling & Billiards Corporation**, Muskegon, Mich.

[**] Term: **14 Years**

[21] Appl. No.: **29/117,918**

[22] Filed: **Feb. 1, 2000**

[51] **LOC (7) Cl.** **08-08**

[52] **U.S. Cl.** **D6/552**

[58] **Field of Search** D6/552, 515; D3/257;
206/579, 315.1, 315.9, 407; 211/14, 49.1;
221/282; 248/309.1, 311.2; 224/919

[56] **References Cited**

U.S. PATENT DOCUMENTS

D. 321,921	11/1991	Johnson	D3/257
D. 353,180	12/1994	Dunning	D3/257
D. 375,408	11/1996	Smith	D3/257
4,082,209	4/1978	Sanders	224/919 X
4,339,120	7/1982	Czarny	224/919 X
4,678,108	7/1987	Inman	224/919 X
4,798,319	1/1989	James, Jr.	224/919 X
4,840,332	6/1989	Hoyt	224/919 X
4,955,529	9/1990	Barnhart	206/407 X
5,183,154	2/1993	Slemp	224/919 X
5,664,672	9/1997	Niksich	206/315.9
5,772,090	6/1998	Rodriguez	224/919 X

Primary Examiner—Brian N. Vinson
Attorney, Agent, or Firm—Price, Heneveld, Cooper, DeWitt & Litton

[57] **CLAIM**

We claim the ornamental design for a billiard ball holder, as shown and described.

DESCRIPTION

FIG. 1 is a front elevational view of the billiard ball holder of the present invention when placed in an exemplary environment of a billiard cue rack;

FIG. 2 is a perspective view showing the front and top of a billiard ball holder constructed in accordance with the present invention;

FIG. 3 is a front elevational view of the billiard ball holder constructed in accordance with the present invention;

FIG. 4 is a side elevational view showing the right side of the billiard ball holder constructed in accordance with the present invention;

FIG. 5 is a bottom elevational view of the billiard ball holder of the present invention; and,

FIG. 6 is a top elevational view of the billiard ball holder of the present invention.

The right side elevational view shown in FIG. 4 is a mirror image of the left side and rear of the billiard ball holder of the present invention. Those elements that are shown in the above drawings in phantom lines do not form a part of the design sought to be patented. As shown in FIG. 1, the claimed billiard ball holder design may form a removable part of a billiard cue rack.

1 Claim, 2 Drawing Sheets



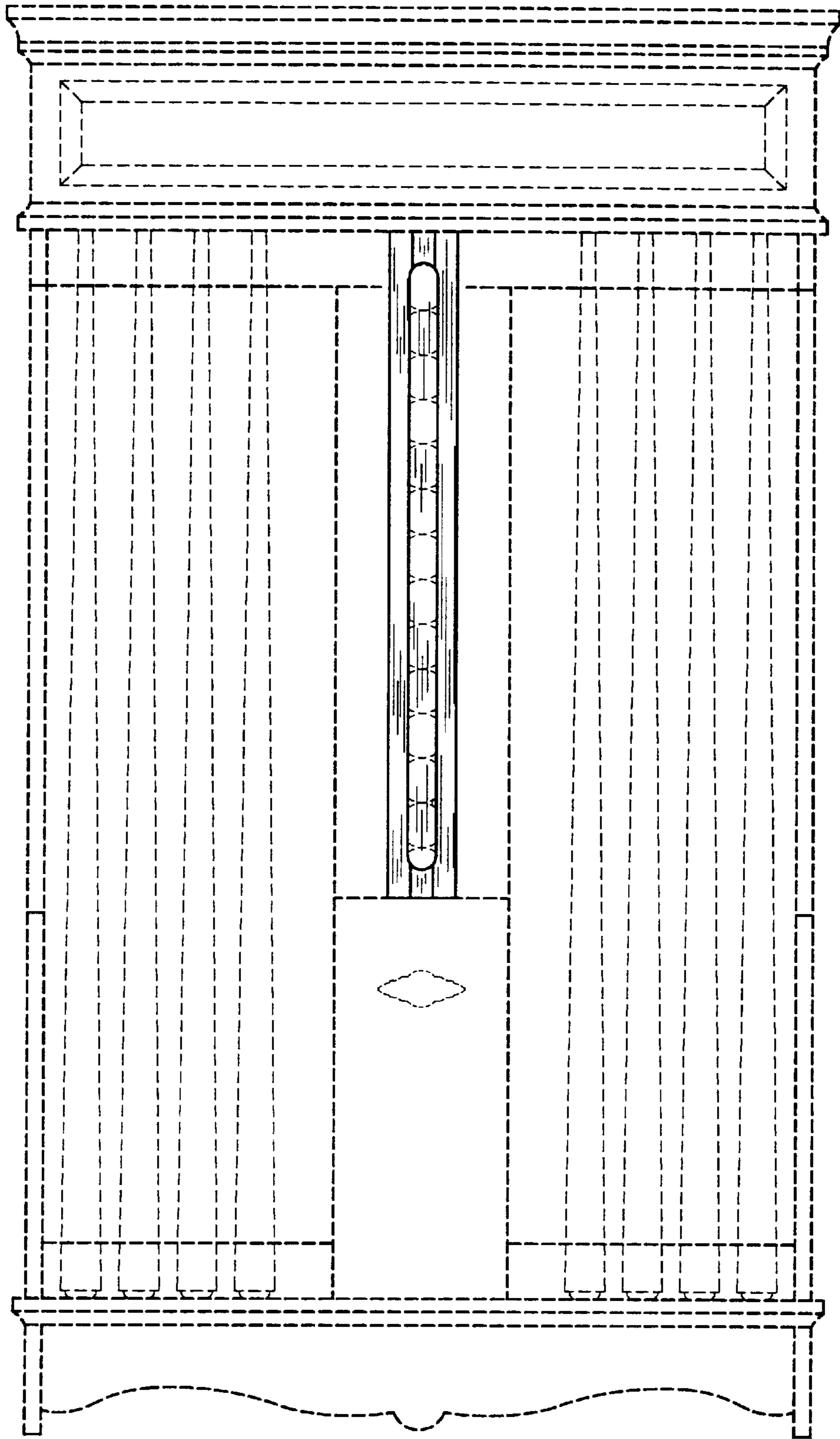


FIG. 1




FIG. 2




FIG. 3




FIG. 4

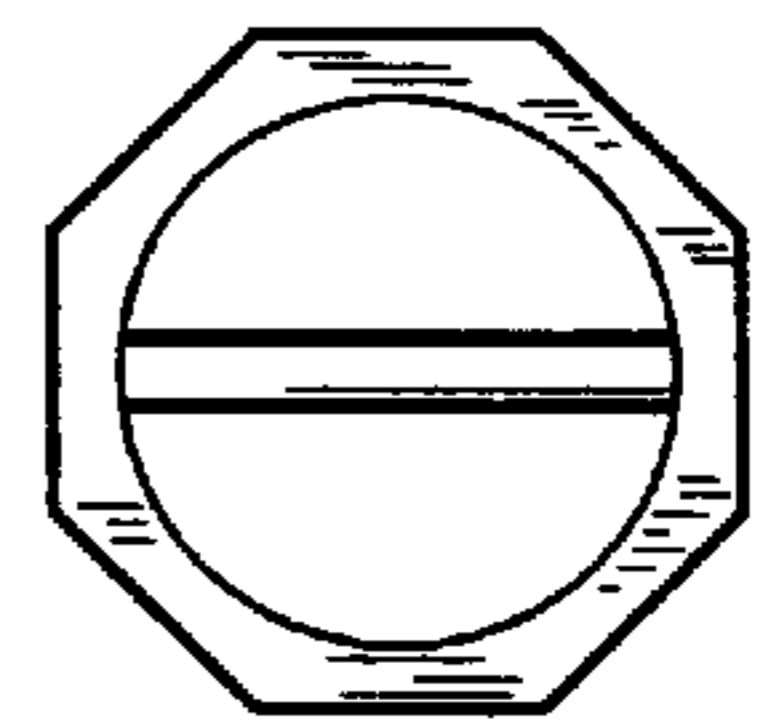


FIG. 5

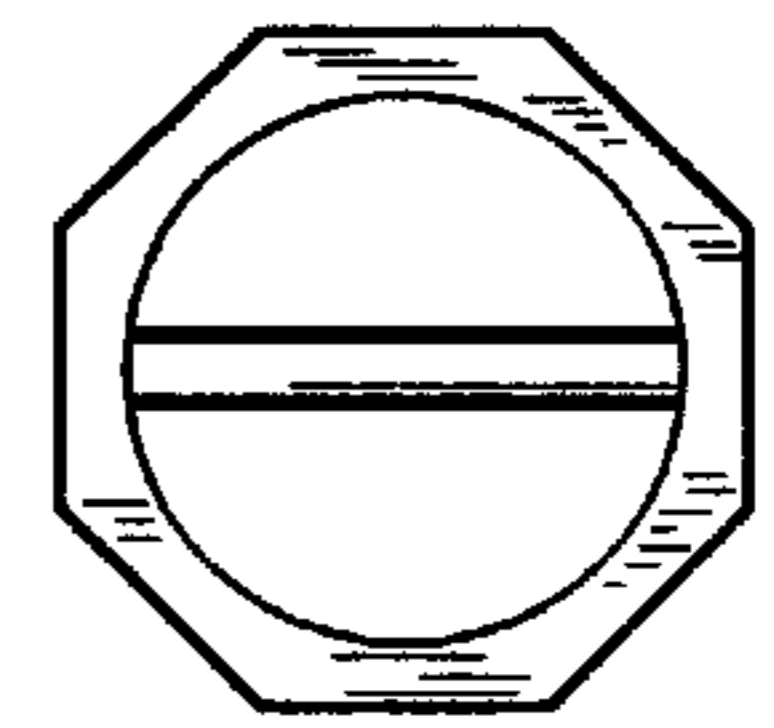


FIG. 6

UNITED STATES PATENT AND TRADEMARK OFFICE
CERTIFICATE OF CORRECTION

PATENT NO. : Des 431,952
DATED : October 17, 2000
INVENTOR(S) : McCormick

Page 1 of 1

It is certified that error appears in the above-identified patent and that said Letters Patent is hereby corrected as shown below:

Title page.

In References Cited, "D. 375,408" should be -- D. 375,406 --.

Signed and Sealed this

Eighteenth Day of September, 2001

Attest:

Nicholas P. Godici

Attesting Officer

NICHOLAS P. GODICI
Acting Director of the United States Patent and Trademark Office