



US00D431949S

United States Patent [19]

Nesch

[11] **Patent Number: Des. 431,949**
[45] **Date of Patent: ** Oct. 17, 2000**

[54] **FLOOR-MOUNTED BILLIARD CUE RACK**

4,688,685 8/1987 Brace 211/68 X

[76] Inventor: **James R. Nesch**, 909 Parkview Dr.,
Fort Collins, Colo. 80525

Primary Examiner—Brian N. Vinson
Attorney, Agent, or Firm—John E. Reilly

[**] Term: **14 Years**

[57] **CLAIM**

[21] Appl. No.: **29/107,688**

The ornamental design for a floor-mounted billiard cue rack,
as shown and described.

[22] Filed: **Jul. 12, 1999**

DESCRIPTION

[51] **LOC (7) Cl.** **08-08**

[52] **U.S. Cl.** **D6/552**

[58] **Field of Search** D6/532, 403, 455;
D21/726, 733, 782; D26/13, 14; D8/354;
206/579, 315.1; 211/60.1, 68, 14


References Cited

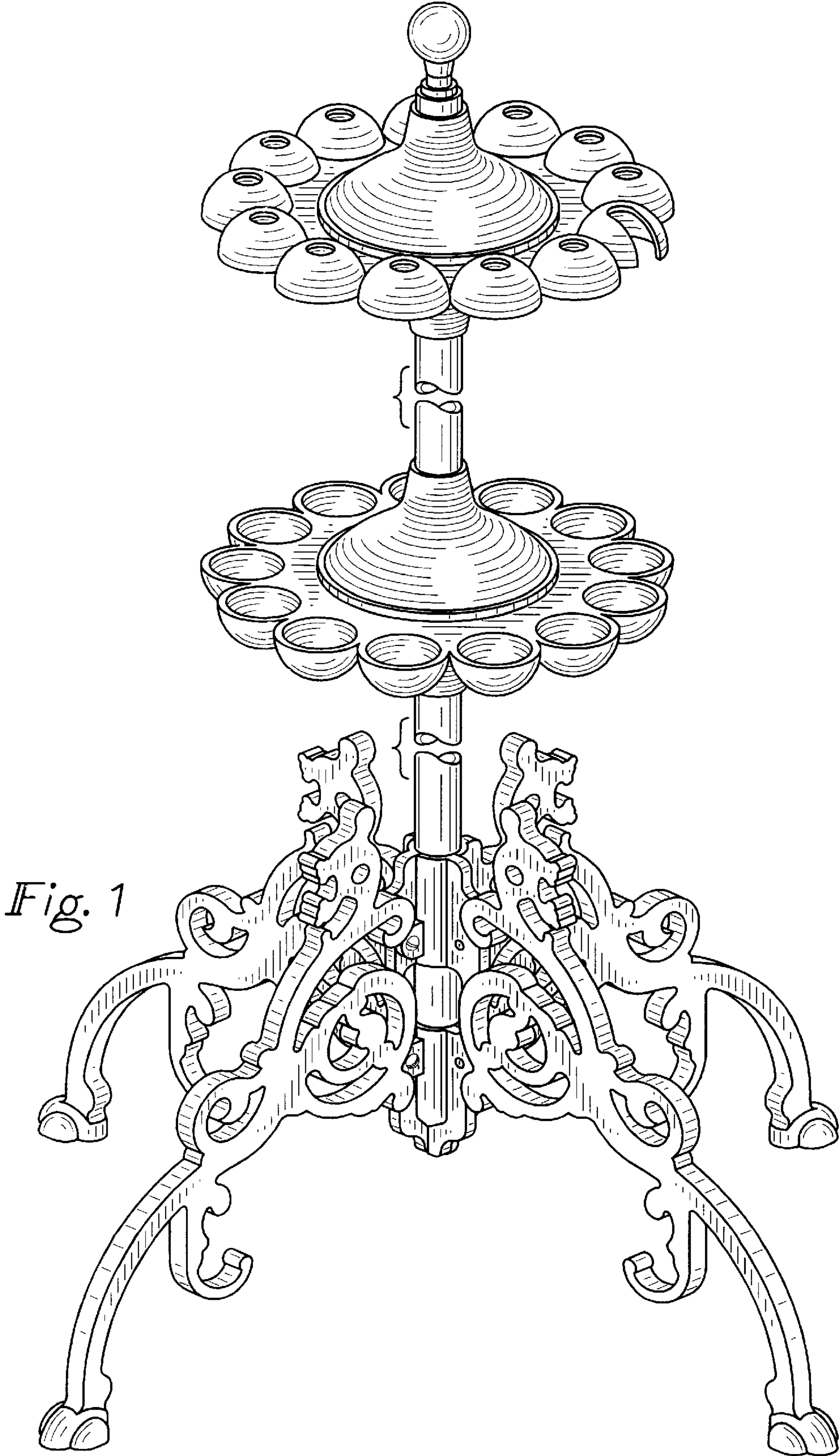
U.S. PATENT DOCUMENTS

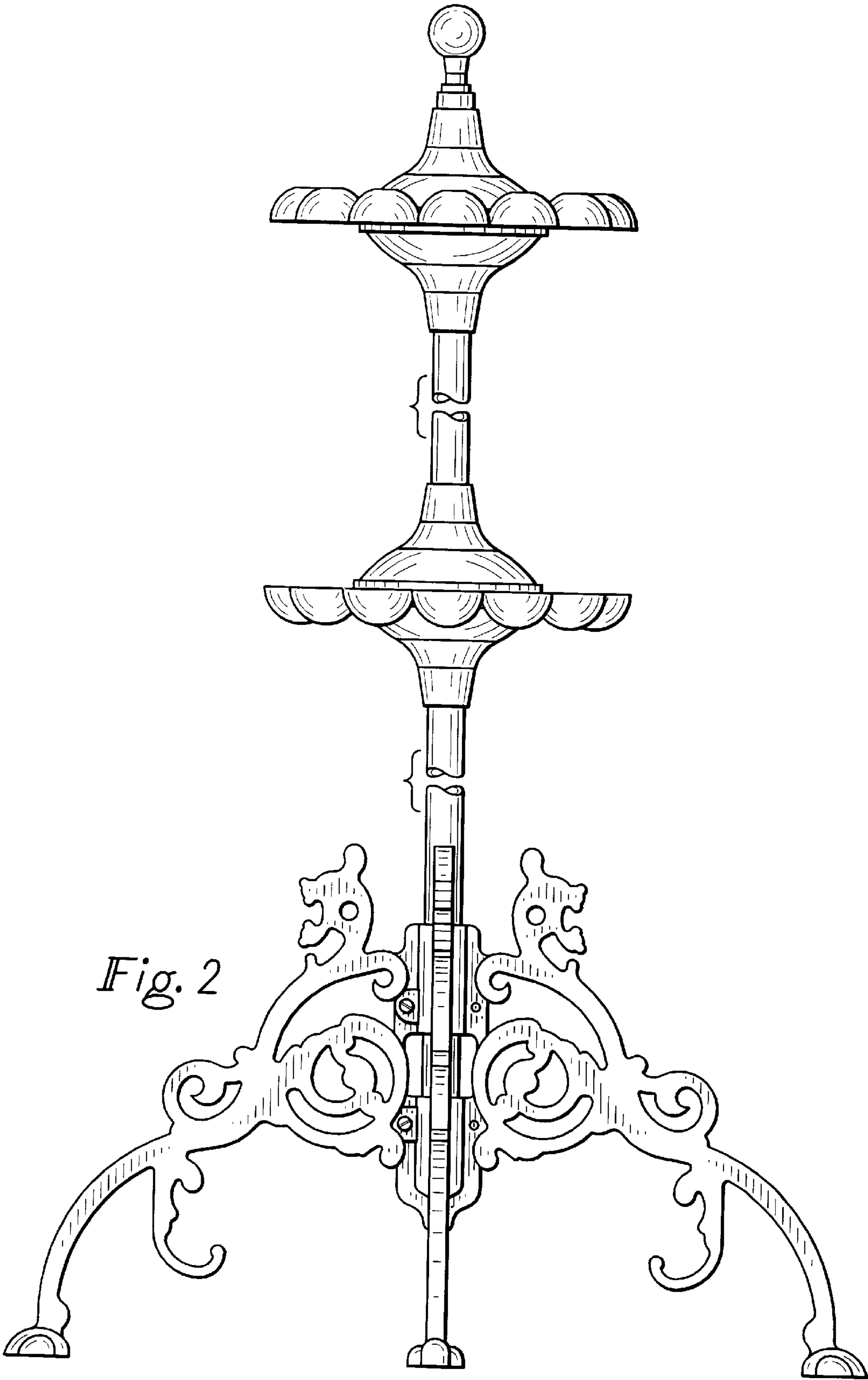
D. 112,514	12/1938	Chrisman	D6/552
D. 293,700	1/1988	Rosewarne	D21/726
D. 394,575	5/1998	Micloczak et al.	D6/552
3,604,705	9/1971	Hawthorne	211/14

FIG. 1 is a perspective view of a floor-mounted billiard cue rack showing my new design;
FIG. 2 is a front elevational view thereof;
FIG. 3 is a side elevational view thereof;
FIG. 4 is a rear elevational view thereof;
FIG. 5 is an elevational view taken from one side opposite that of FIG. 3;
FIG. 6 is a top plan view thereof; and,
FIG. 7 is a bottom plan view thereof.
The bracketed portion of the vertical shaft is shown broken-away in the views to indicate indeterminate length.

1 Claim, 6 Drawing Sheets







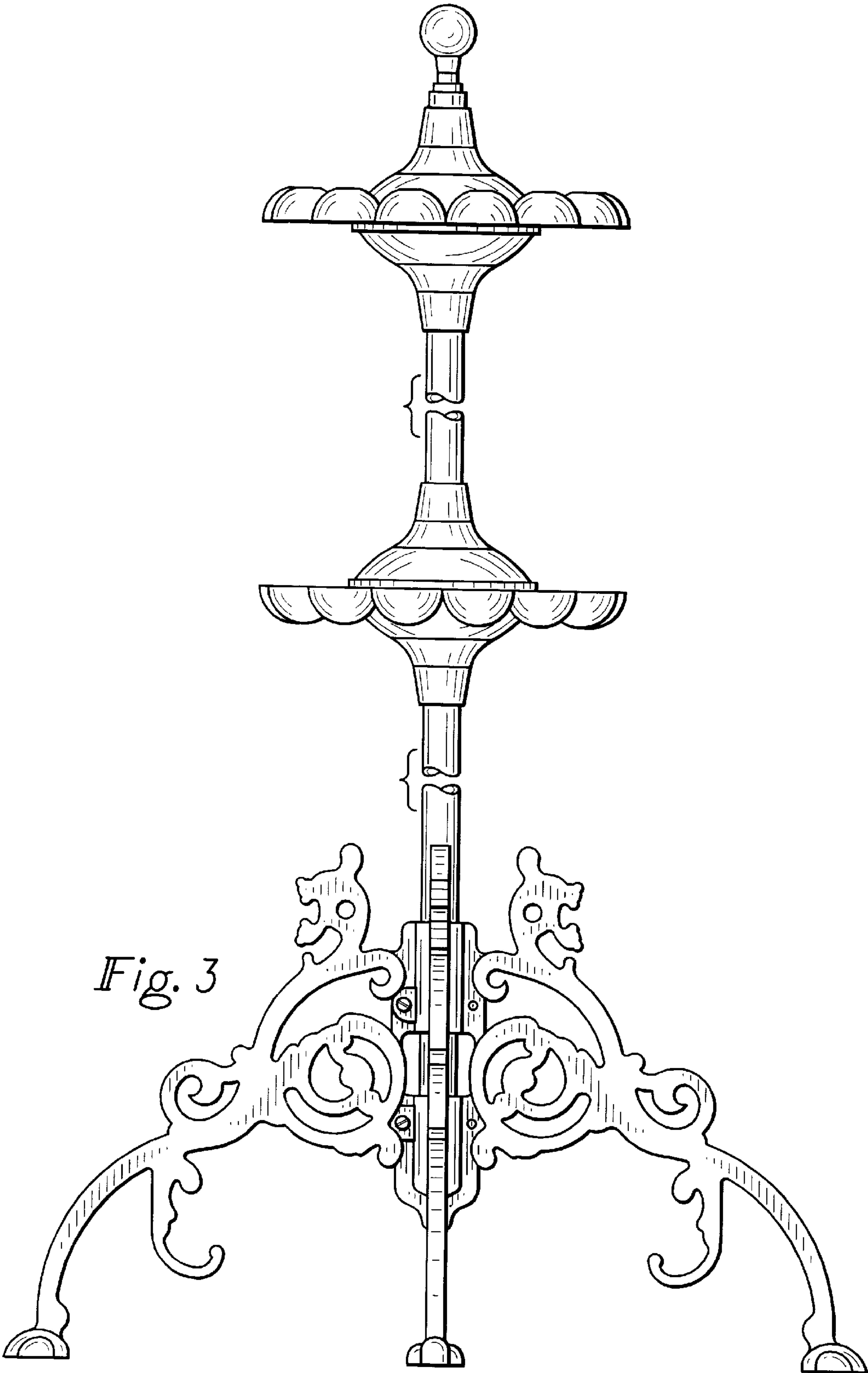


Fig. 3

