



US00D431942S

United States Patent [19]
Chen

[11] **Patent Number: Des. 431,942**

[45] **Date of Patent: ** Oct. 17, 2000**

[54] **CHAIR LEG**

[75] Inventor: **Jason Chen**, Changhwa Hsien, Taiwan

[73] Assignee: **Nytex Composites Co., Ltd.**,
Changhwa Hsien, Taiwan

[**] Term: **14 Years**

[21] Appl. No.: **29/108,732**

[22] Filed: **Aug. 2, 1999**

[30] **Foreign Application Priority Data**

Mar. 9, 1999 [TW] Taiwan 88301477

[51] **LOC (7) Cl.** **06-06**

[52] **U.S. Cl.** **D6/498**

[58] **Field of Search** D6/364, 365, 366,
D6/367, 498, 500, 501, 502; 248/188, 188.1,
188.7, 188.8, 188.9; 297/411.2, 411.27,
411.28

[56] **References Cited**

U.S. PATENT DOCUMENTS

D. 238,646 2/1976 Schoblom D6/498

- D. 345,867 4/1994 Narita D6/366
- D. 355,534 2/1995 Saotome D6/366
- D. 359,396 6/1995 Schmid et al. D6/366
- D. 416,406 11/1999 Donati D6/498
- D. 417,792 12/1999 Hansen et al. D6/366

Primary Examiner—Gary D. Watson
Attorney, Agent, or Firm—Alan D. Kamrath, Esq.

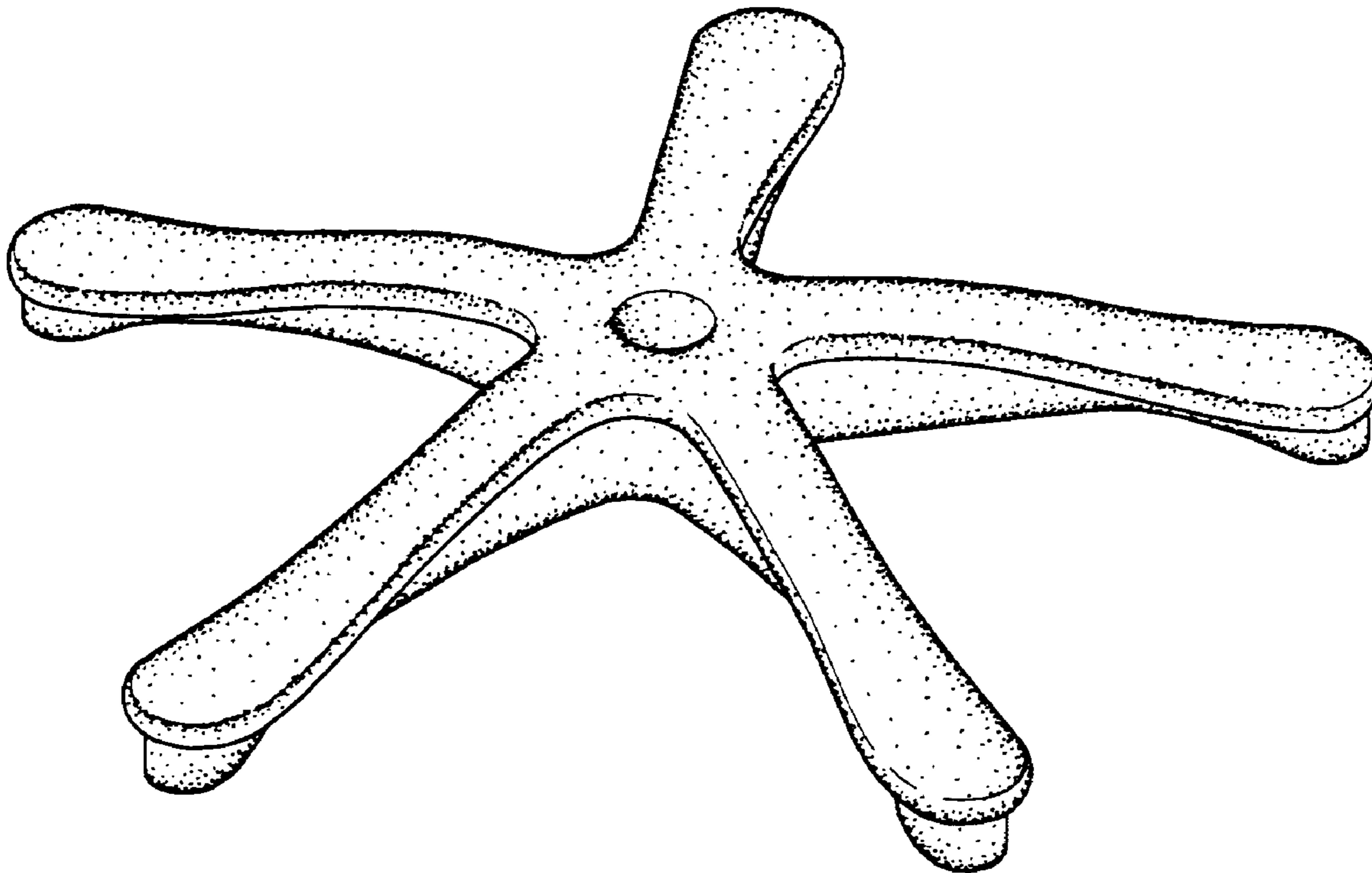
[57] **CLAIM**

The ornamental design for chair leg, as shown and described.

DESCRIPTION

FIG. 1 is a perspective view of a chair leg showing my new design;
 FIG. 2 is a front elevational view thereof;
 FIG. 3 is a rear elevational view thereof;
 FIG. 4 is a left elevational view thereof; the opposite side being a mirror image of the shown.
 FIG. 5 is a top plan view thereof; and,
 FIG. 6 is bottom plan view thereof.

1 Claim, 3 Drawing Sheets



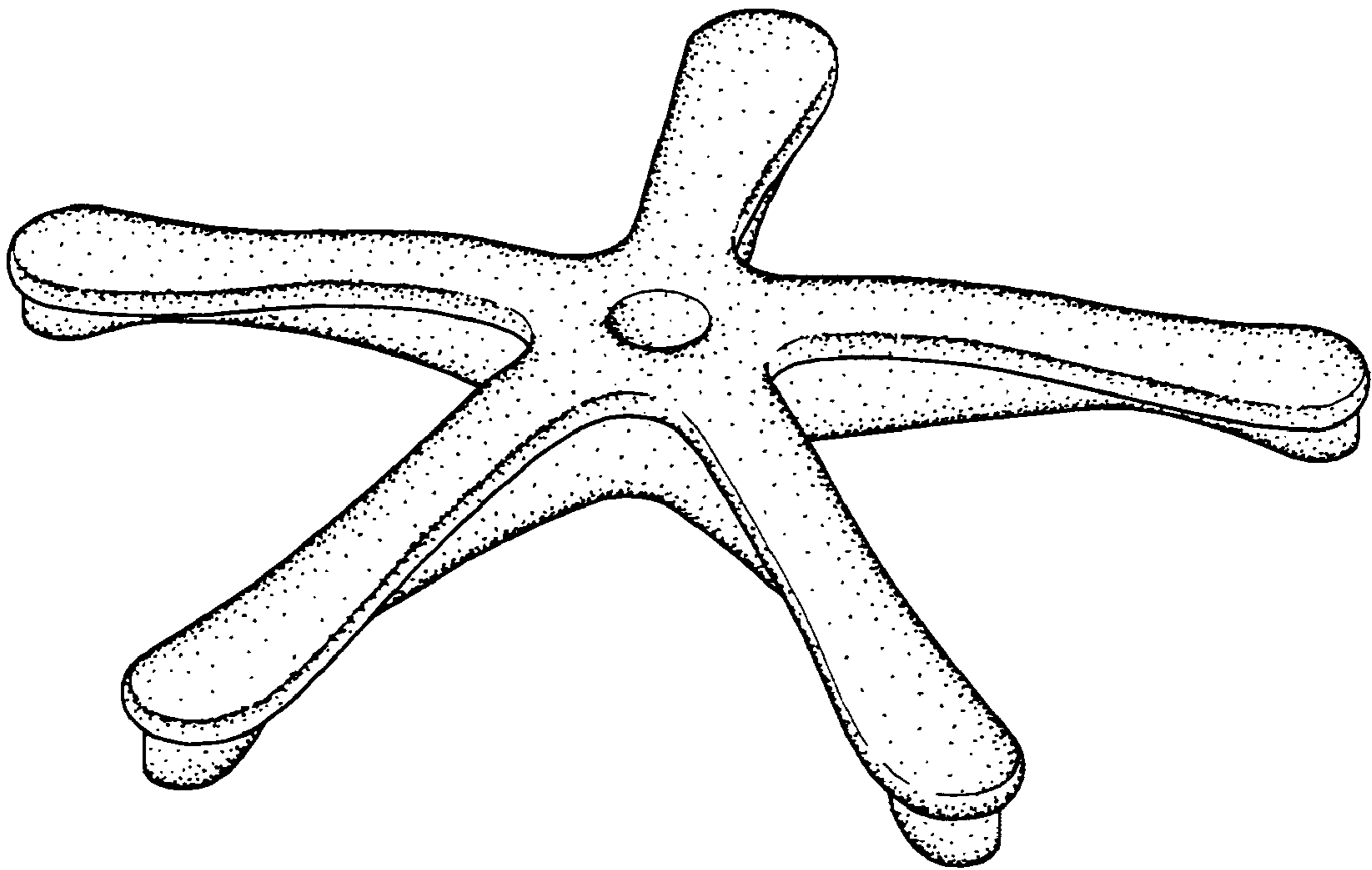


Fig. 1

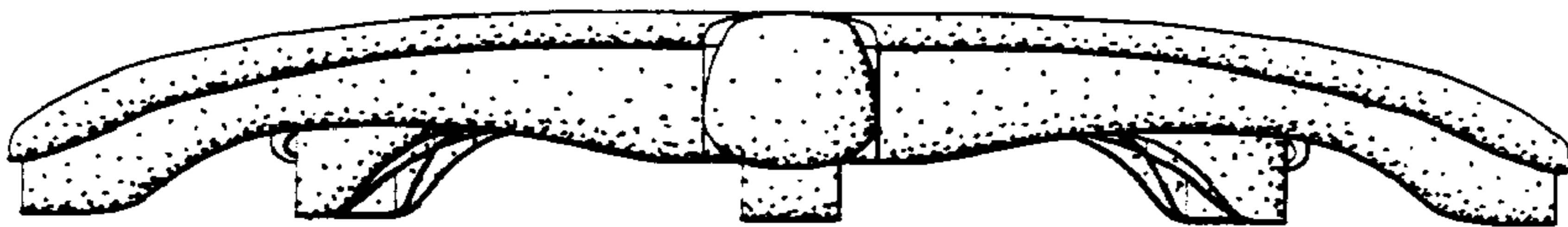


Fig. 2

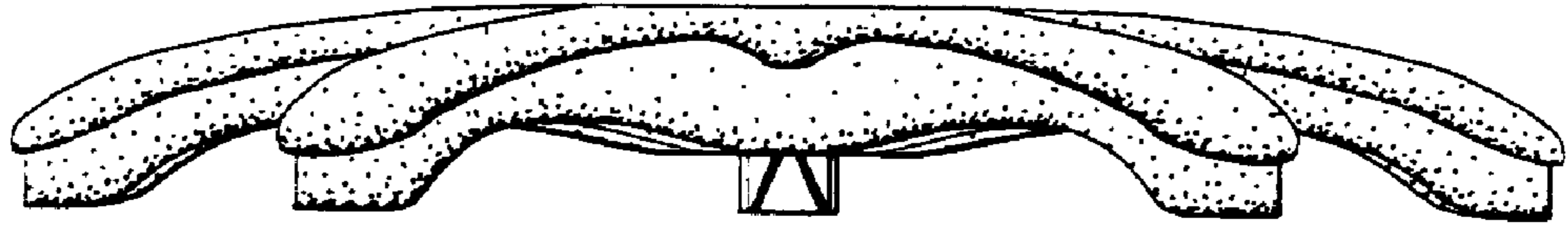


Fig. 3

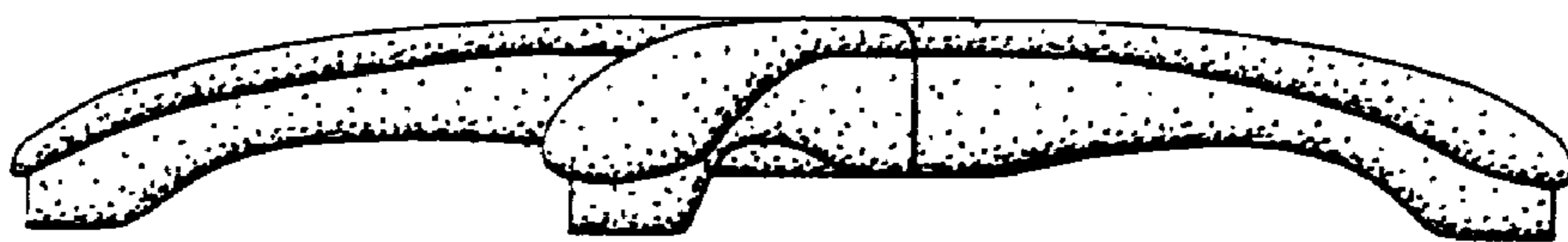


Fig. 4

Fig. 5

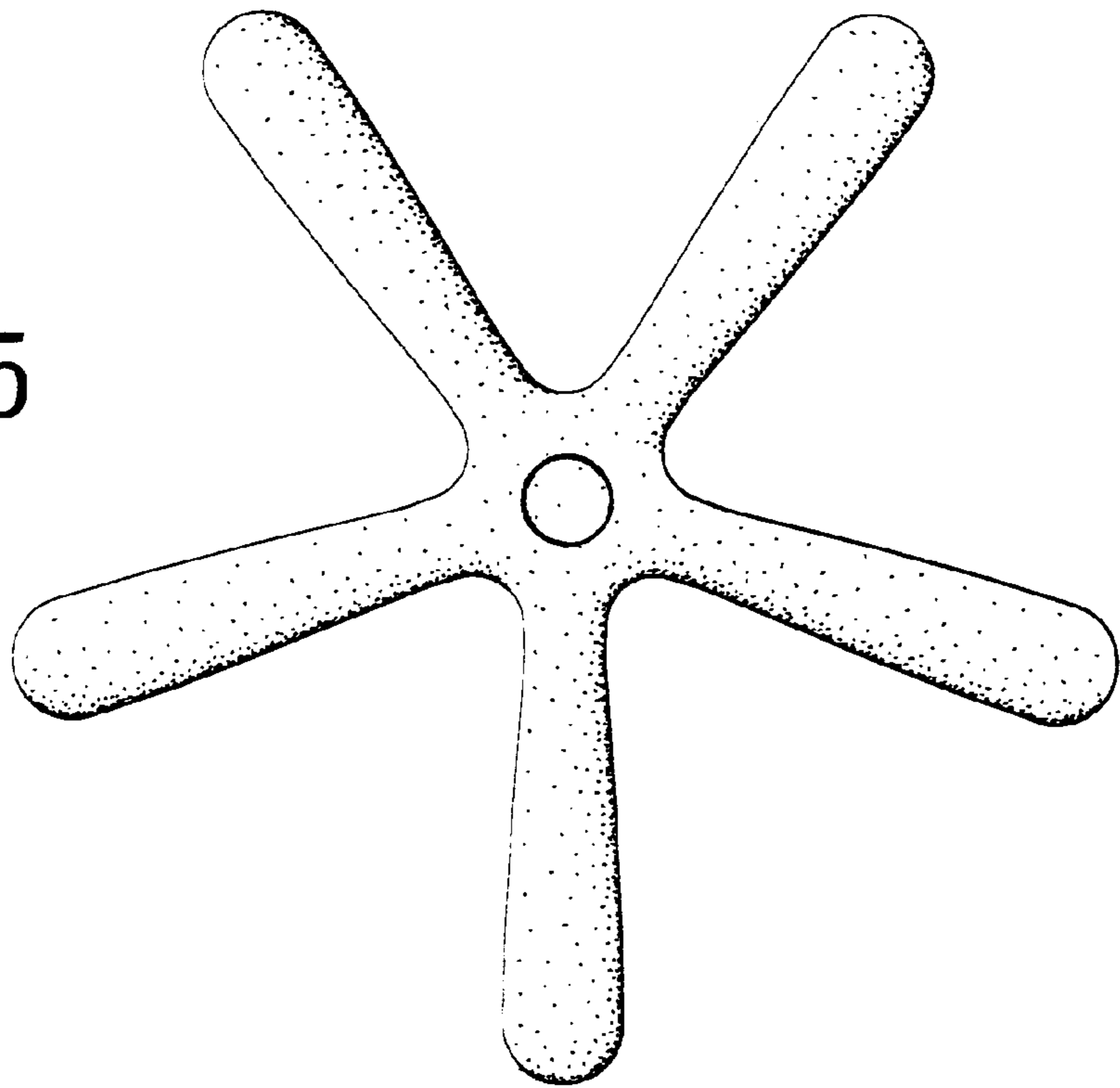


Fig. 6

