



US00D431941S

United States Patent [19]
Ronen

[11] **Patent Number: Des. 431,941**
[45] **Date of Patent: ** Oct. 17, 2000**

[54] **TABLE LEG STRUCTURE FOR SUPPORTING GLASS TOPS OF A TABLE**

D. 337,677 7/1993 Loznikov D6/495
D. 355,802 2/1995 Loznikov D6/495
D. 407,926 4/1999 Ronen D6/497
919,257 4/1909 Seydewitz 108/157.18

[75] Inventor: **Joseph Ronen, Milan, Italy**

[73] Assignee: **August Pfister GmbH & Co. KG, Nürnberg, Germany**

[**] Term: **14 Years**

Primary Examiner—Janice E. Seeger
Attorney, Agent, or Firm—Thomas, Kayden, Horstemeyer & Risley

[21] Appl. No.: **29/106,384**

[22] Filed: **Jun. 15, 1999**

[57] **CLAIM**

The ornamental design for a table leg structure for supporting glass tops of a table, as shown and described.

[30] **Foreign Application Priority Data**

Dec. 16, 1998 [DE] Germany 4 98 12 330

DESCRIPTION

[51] **LOC (7) Cl.** **06-06**

[52] **U.S. Cl.** **D6/495**

[58] **Field of Search** D6/480–489, 495, D6/497, 451, 452, 453; 108/157.18, 151, 153.1, 155, 156, 157.1, 161; 248/188, 188.1, 188.8

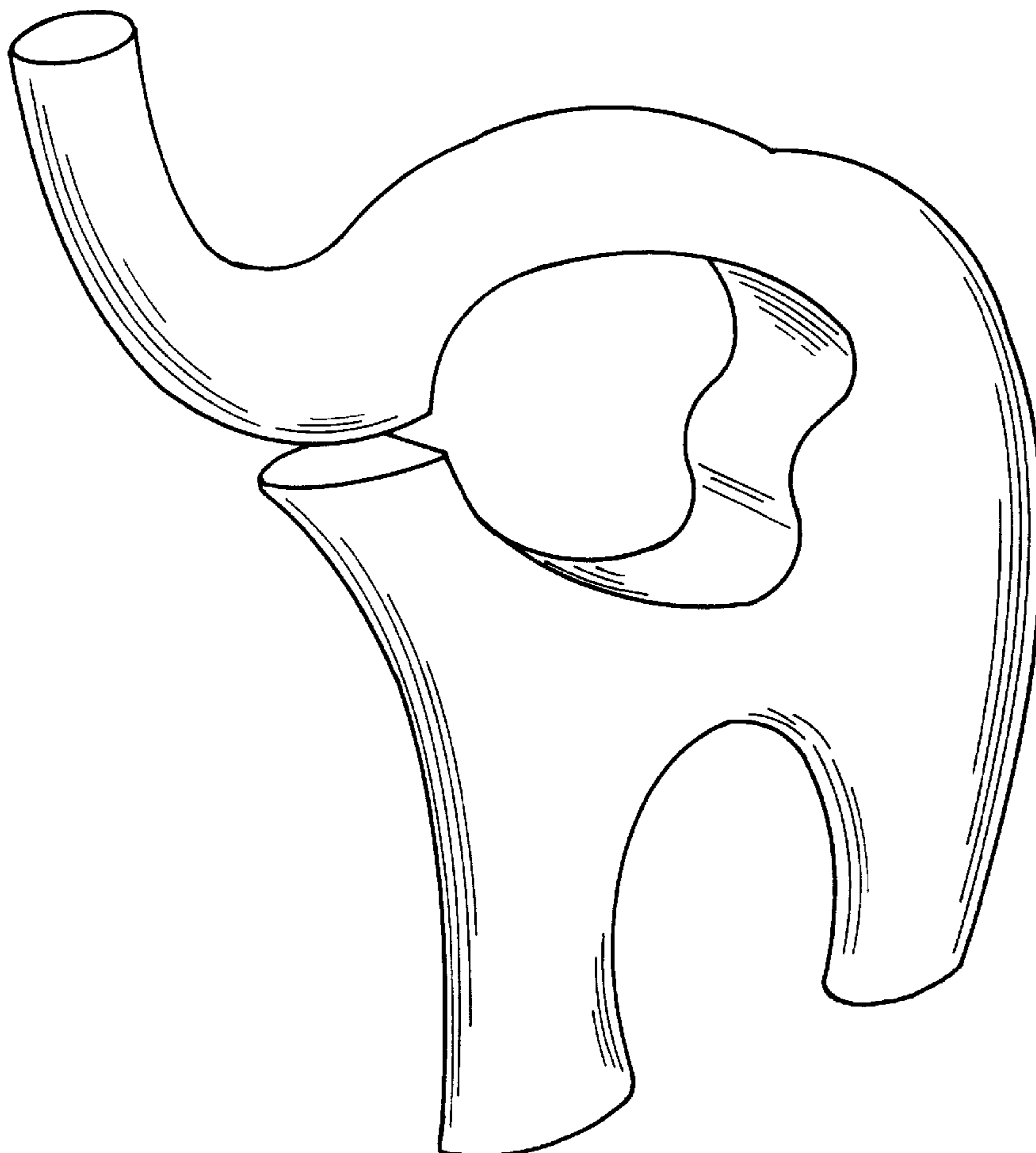
FIG. 1 is a perspective view of a table leg structure for supporting glass tops of a table, showing my new design; FIG. 2 is a front elevational view thereof, with the broken lines showing the glass tops of the table for environmental purposes only and forming no part of the claimed design; FIG. 3 is a rear elevational view thereof, with the broken lines showing the glass tops of the table for environmental purposes only and forming no part of the claimed design; FIG. 4 is a bottom view thereof; FIG. 5 is a top view thereof; FIG. 6 is a left side elevational view thereof; and, FIG. 7 is a right side elevational view thereof.

[56] **References Cited**

U.S. PATENT DOCUMENTS

D. 332,019 12/1992 Loznikov D6/484

1 Claim, 6 Drawing Sheets



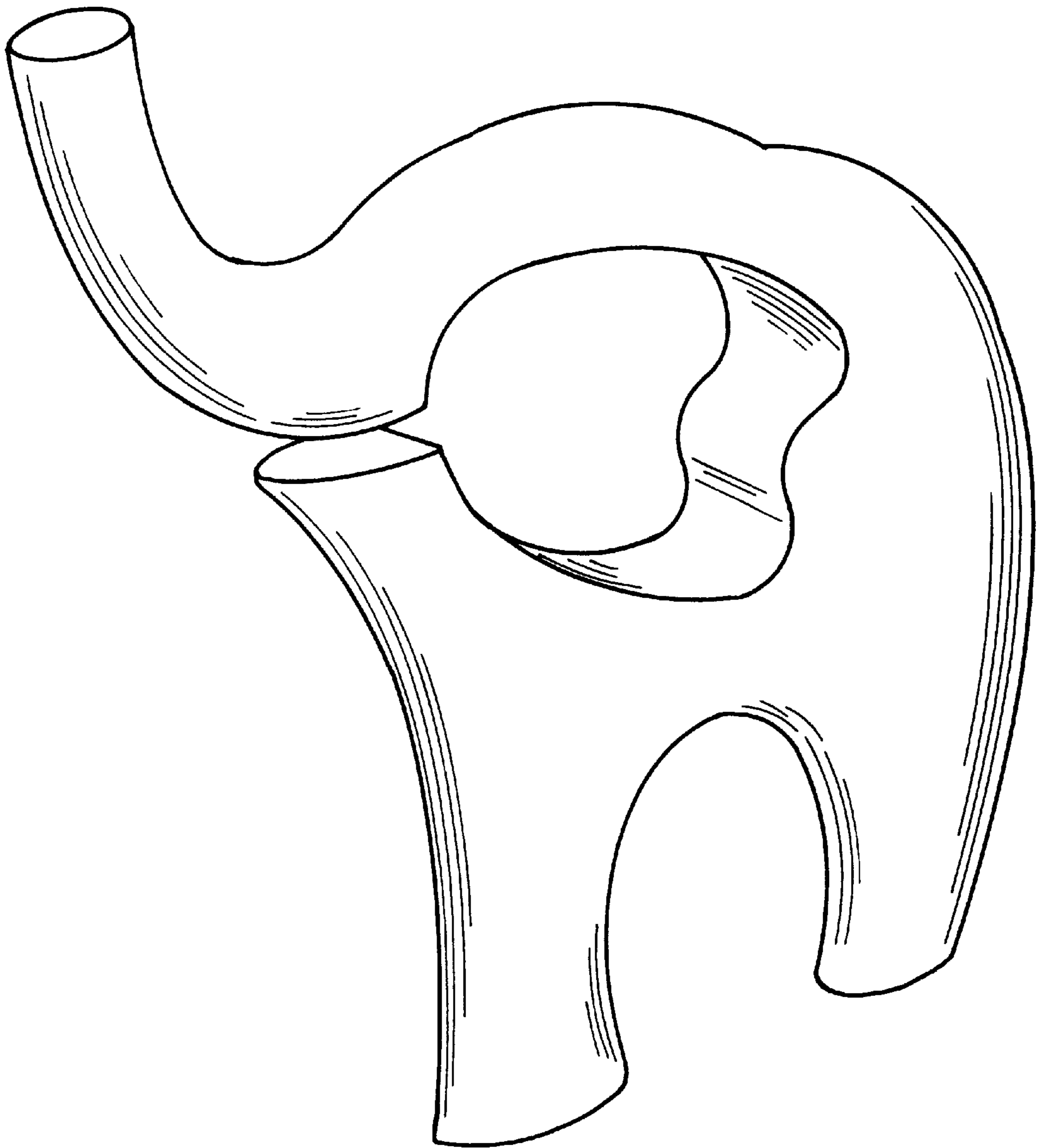


FIG. 1

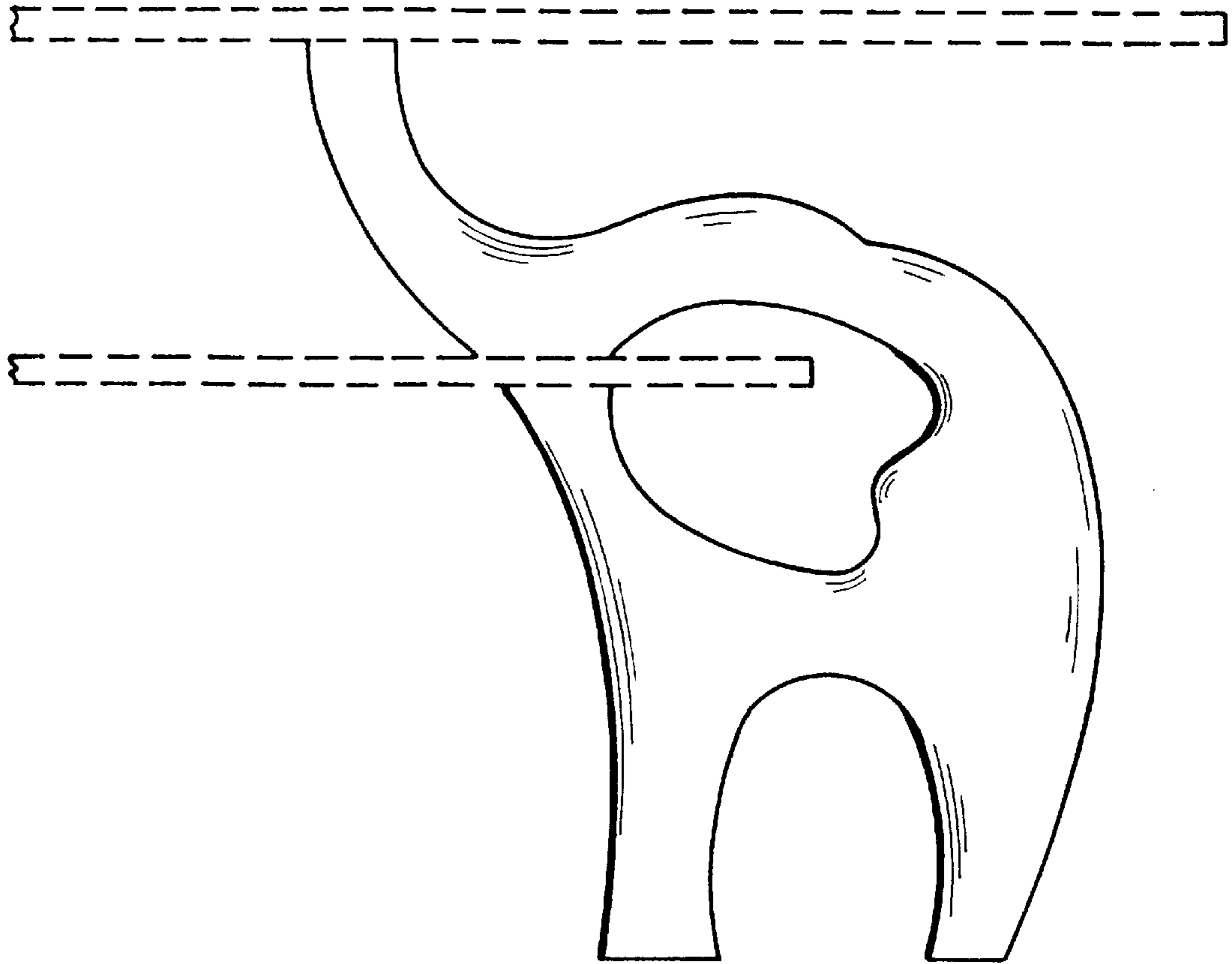


FIG. 2

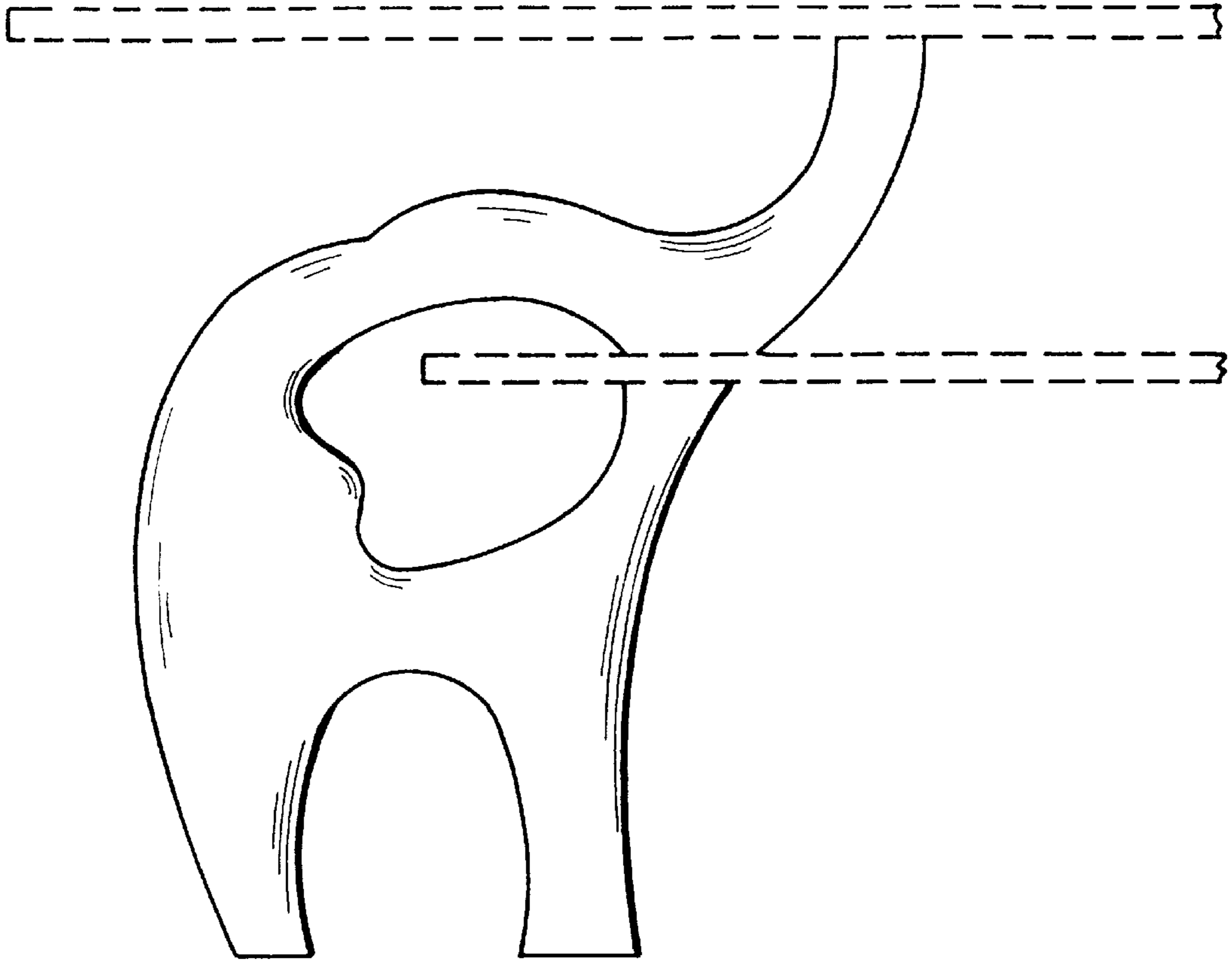


FIG. 3



FIG. 4




FIG. 5




FIG. 6



FIG. 7