



US00D431913S

United States Patent [19] Rowan

[11] **Patent Number: Des. 431,913**

[45] **Date of Patent: ** Oct. 17, 2000**

[54] **PORTION OF A FLOOR SCREEN**

[75] Inventor: **Paul Rowan**, Ontario, Canada

[73] Assignee: **Umbra, Inc.**, Buffalo, N.Y.

[**] Term: **14 Years**

[21] Appl. No.: **29/116,906**

[22] Filed: **Jan. 11, 2000**

[51] **LOC (7) Cl.** **06-06**

[52] **U.S. Cl.** **D6/332; D6/301**

[58] **Field of Search** D6/300-314, 332;
40/700, 711, 735, 745, 765, 766, 780, 790,
725, 727, 728; 160/135, 351

[56] **References Cited**

U.S. PATENT DOCUMENTS

D. 6,609	4/1873	Slusser et al. .	
D. 9,485	9/1876	Griffin .	
D. 90,222	7/1933	Allen	D6/308
D. 138,505	6/1944	Cirkinian .	
D. 280,363	9/1985	Wisecup, Jr. .	
D. 338,342	8/1993	Froidevaux	D6/308
D. 357,588	4/1995	Fachinger .	
D. 367,964	3/1996	Baker et al. .	
D. 409,395	5/1999	Mok .	
D. 409,845	5/1999	Mok .	
D. 426,391	6/2000	Rowan	D6/332
1,697,277	1/1929	Hoopes .	
1,782,203	11/1930	Hanley .	
2,066,055	12/1936	Ritz-Woller	D6/308
4,001,987	1/1977	Coulthard .	

OTHER PUBLICATIONS

Service Merchandise Cat. 1996-1997, p. 173, item #27,
Picture Frame Screen, Bottom right of page.
Table Top Photo Screen, Oak Finish, (No Date Given),
Kmart Home Essential Advertisement.

Photo Floor Screen, Kmart Advertising Flyer, Feb. 1999.

Primary Examiner—Janice E. Seeger
Attorney, Agent, or Firm—Saidman DesignLaw Group

[57] **CLAIM**

The ornamental design for a portion of a floor screen, as shown and described.

DESCRIPTION

FIG. 1 is a perspective view of a portion of a floor screen, in a folded position, showing my new design;

FIG. 2 is a front view thereof, shown in a flat position;

FIG. 3 is a front view of a second embodiment shown in a flat position and without the environmental subject matter shown in FIGS. 1 and 2;

FIG. 4 is a perspective view of a second embodiment of a portion of a floor screen, in a folded position, showing my new design; and,

FIG. 5 is a front view thereof, shown in a flat position.

The dashed broken lines in FIGS. 1-5 represent environmental subject matter and form no part of the claimed design. The dotted lines in FIGS. 1, 2, 4 and 5 represent the border between claimed subject matter and unclaimed subject matter and form no part of the claimed design. The jagged lines shown in FIG. 3 are not part of the claimed design and indicate that the shape of the borders form no part of the claimed design.

1 Claim, 5 Drawing Sheets

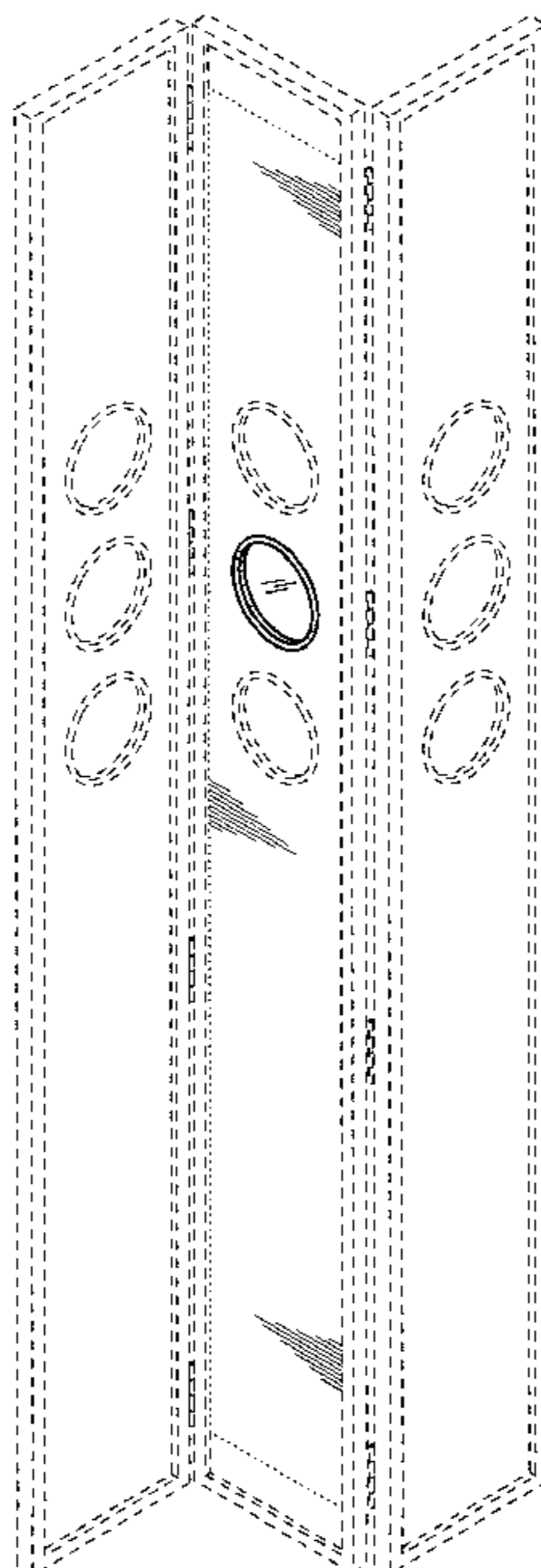


FIG. 1

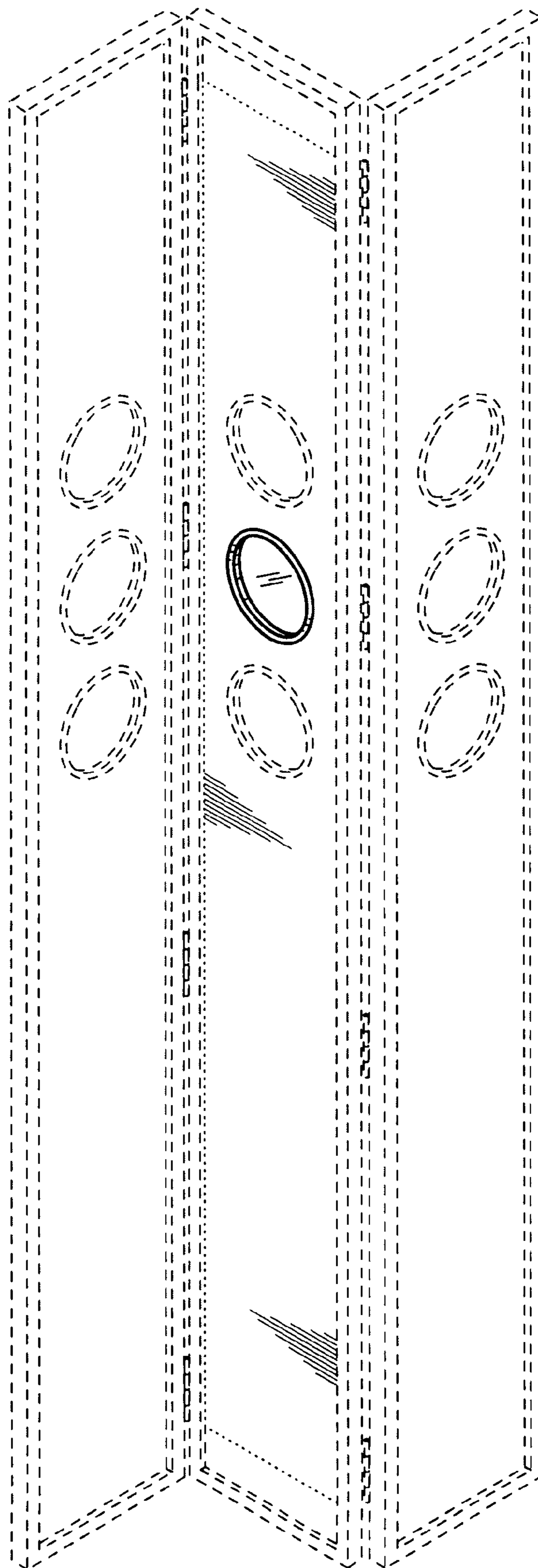


FIG. 2

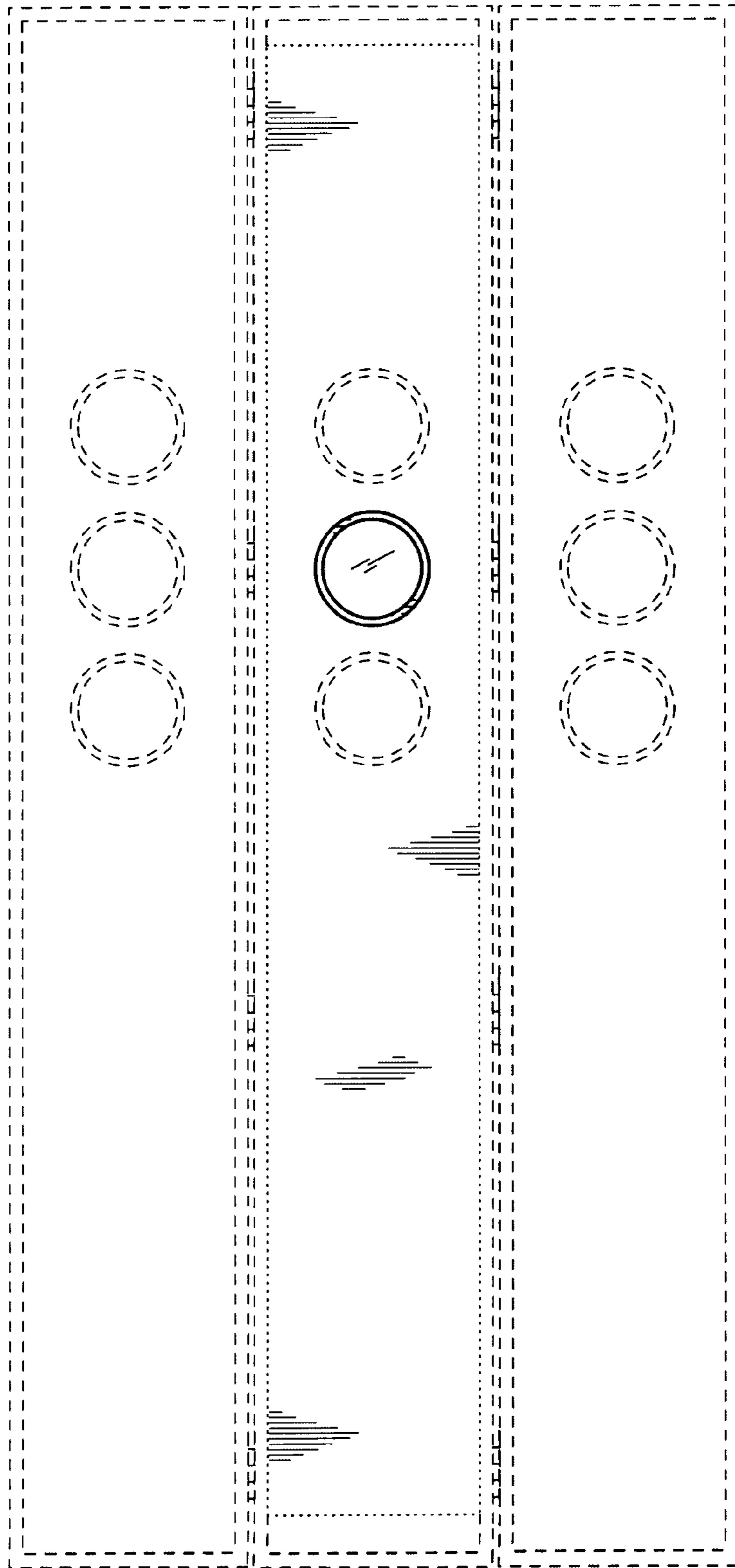


FIG. 3

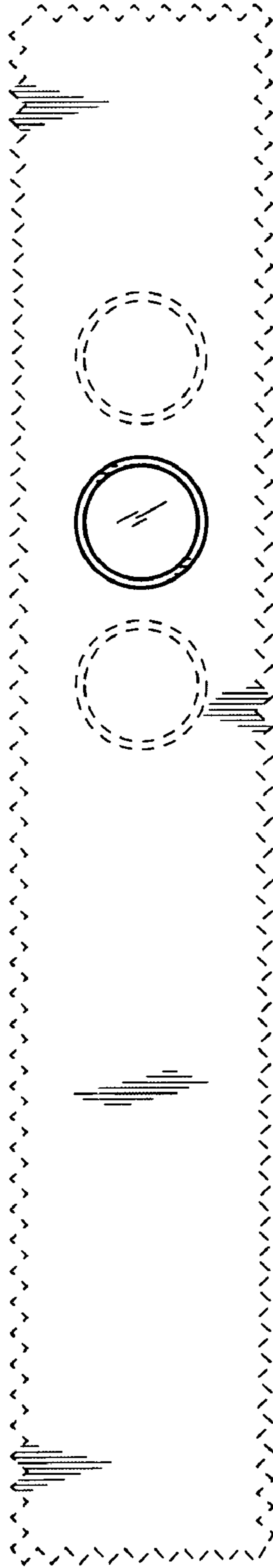


FIG. 4

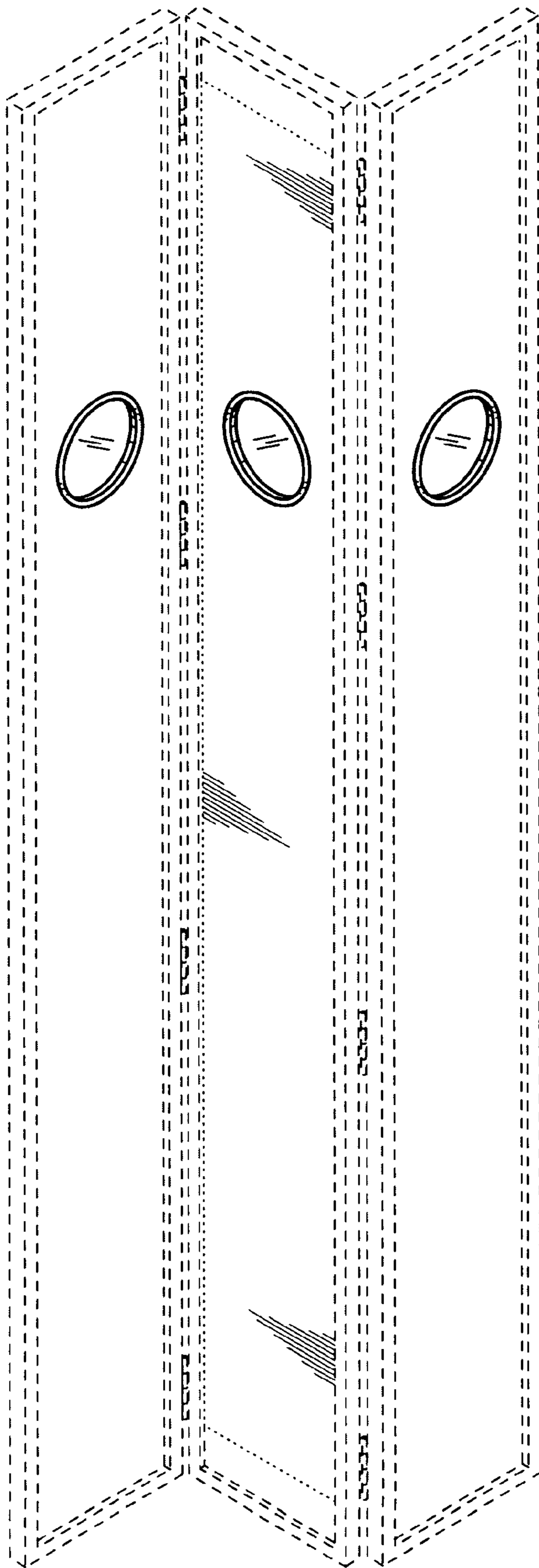


FIG. 5

