



US00D431907S

# United States Patent [19]

[11] **Patent Number: Des. 431,907**

**Andujar et al.**

[45] **Date of Patent: \*\* Oct. 17, 2000**

[54] **BASKET**

*Attorney, Agent, or Firm—SAIDMAN DesignLaw Group*

[75] Inventors: **Mina Andujar; Christopher Hardy,**  
both of Springfield, Ill.

[57] **CLAIM**

The ornamental design for a basket, as shown and described.

[73] Assignee: **Design Ideas, Ltd.,** Springfield, Ill.

### DESCRIPTION

[\*\*] Term: **14 Years**

FIG. 1 is a perspective view of a basket showing our new design;

[21] Appl. No.: **29/098,206**

FIG. 2 is a front view thereof;

[22] Filed: **Dec. 23, 1998**

FIG. 3 is a rear view thereof;

[51] **LOC (7) Cl. .... 03-01**

FIG. 4 is a left side view thereof;

[52] **U.S. Cl. .... D3/306; D3/201; D3/304;**  
D3/307; D19/75

FIG. 5 is a right side view thereof;

[58] **Field of Search .... D3/201, 304, 306,**  
D3/307; 220/485, 494, 586, 657

FIG. 6 is a top view thereof;

FIG. 7 is a bottom view thereof;

FIG. 8 is a perspective view of second embodiment of a basket showing our new design;

### [56] **References Cited**

#### U.S. PATENT DOCUMENTS

Re. 16,431	9/1926	Kratzer .....	220/586
D. 152,141	12/1948	Crawford et al. .	
D. 194,513	2/1963	Sparling .	
D. 212,074	8/1968	Woodruff et al. .	
D. 222,238	10/1971	Rehrig .	
D. 383,283	9/1997	Hankins, III .....	D3/306
D. 393,766	4/1998	Mazzola et al. ....	D3/306 X
920,313	5/1909	Franklin .	
1,098,053	5/1914	Porter .....	220/586
1,382,592	6/1921	Ames .....	220/586
1,384,755	7/1921	Hall .	
1,840,561	1/1932	Bremiller .....	220/586
2,502,781	4/1950	Erickson .	
2,658,444	10/1953	Wheeler .	
2,706,064	4/1955	Vitols .	
2,721,671	10/1955	Averill .	
2,768,022	10/1956	Pope .....	220/586
2,993,615	7/1961	Bruce .	
3,250,430	5/1966	Cella .	
3,935,958	2/1976	Frangos .	
4,339,048	7/1982	McMillen et al. ....	220/586
5,305,686	4/1994	Svensson .....	220/586

FIG. 9 is a front view thereof;

FIG. 10 is a rear view thereof;

FIG. 11 is a left side view thereof;

FIG. 12 is a right side view thereof;

FIG. 13 is a top view thereof;

FIG. 14 is a bottom view thereof;

FIG. 15 is a perspective view of third embodiment of a basket showing our new design;

FIG. 16 is a front view thereof;

FIG. 17 is a rear view thereof;

FIG. 18 is a left side view thereof, the right side being a mirror image;

FIG. 19 is a top view thereof;

FIG. 20 is a bottom view thereof;

FIG. 21 is a perspective view of fourth embodiment of a basket showing our new design;

FIG. 22 is a front view thereof;

FIG. 23 is a rear view thereof;

FIG. 24 is a left side view thereof, the right side being a mirror image;

FIG. 25 is a top view thereof; and,

FIG. 26 is a bottom view thereof.

*Primary Examiner—Louis S. Zarfaz*  
*Assistant Examiner—Monica A. Weingart*

**1 Claim, 13 Drawing Sheets**




FIG. 1






FIG. 2



**FIG. 3**



**FIG. 4**




FIG. 5




FIG. 6




FIG. 7







FIG. 8




**FIG. 9**




**FIG. 10**




**FIG. 11**



**FIG. 12**



**FIG. 13**



**FIG. 14**






FIG. 15




FIG. 16




FIG. 17






FIG. 18



**FIG. 19**



**FIG. 20**




FIG. 21




FIG. 22




FIG. 23




FIG. 24




FIG. 25




FIG. 26

