



US00D431902S

**United States Patent** [19]  
**Mellin**

[11] **Patent Number: Des. 431,902**

[45] **Date of Patent: \*\* Oct. 17, 2000**

[54] **HARD BODY MEDICAL INSTRUMENT CASE**

D. 178,627 9/1956 Baratelli ..... D3/203  
D. 389,639 1/1998 Priebe ..... D3/203  
4,429,793 2/1984 Ehmann ..... 206/570

[76] Inventor: **Carl F. Mellin**, 44 Hardwick St.,  
Brighton, Mass. 02135

[\*\*] Term: **14 Years**

*Primary Examiner*—Louis S. Zarfes  
*Assistant Examiner*—Catherine R. Oliver  
*Attorney, Agent, or Firm*—Steven N. Fox; Hancock &  
Estabrook, LLP

[21] Appl. No.: **29/102,451**

[22] Filed: **Mar. 25, 1999**

[57] **CLAIM**

[51] **LOC (7) Cl.** ..... **03-01**

The ornamental design of a “hard body medical instrument case,” as shown and described.

[52] **U.S. Cl.** ..... **D3/203**

[58] **Field of Search** ..... D3/203, 205, 215,  
D3/219, 218, 265, 901, 905, 221, 289,  
290; 206/363, 581, 570; 190/119; 132/312;  
D24/174

**DESCRIPTION**


[56] **References Cited**

FIG. 1 is a top perspective view of the present invention;  
FIG. 2 is a top plan view of the present invention;  
FIG. 3 is a bottom perspective view of the present invention;  
and,  
FIG. 4 is a top view of the present invention.

**U.S. PATENT DOCUMENTS**

D. 93,084 8/1934 Baum ..... D3/203  
D. 153,150 3/1949 Hull ..... D24/174

**1 Claim, 4 Drawing Sheets**



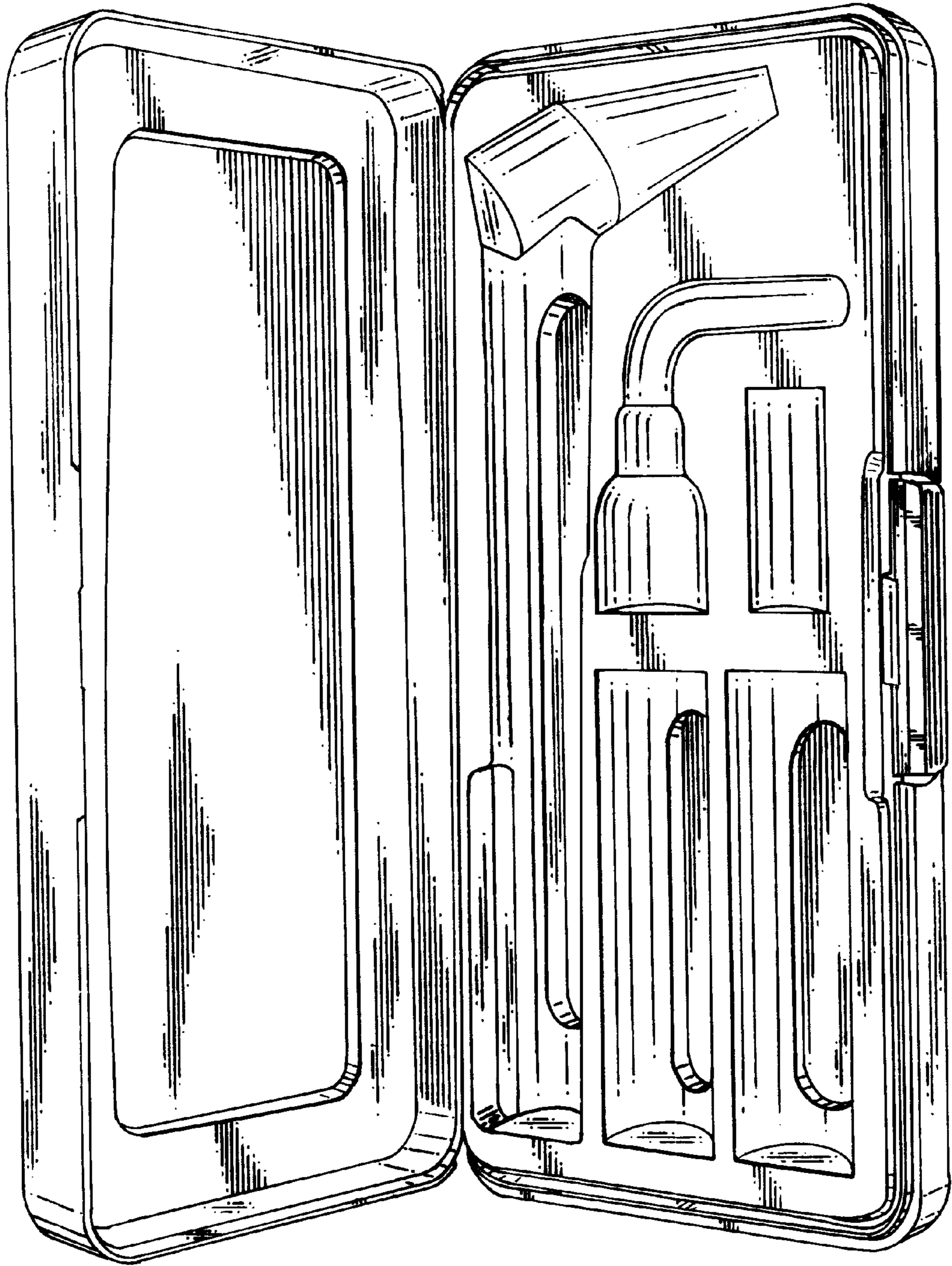


FIG. 1

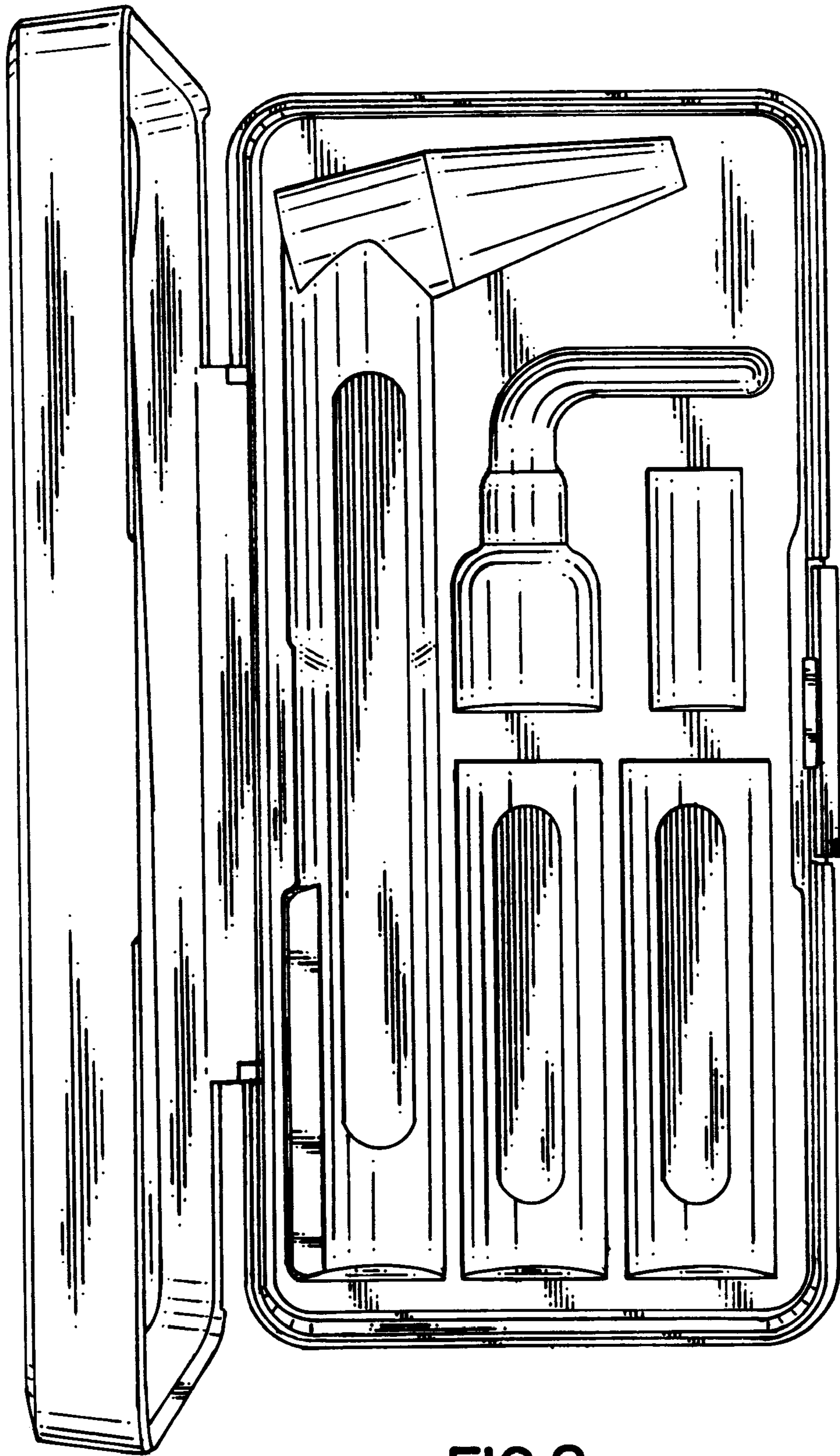


FIG.2




FIG. 3

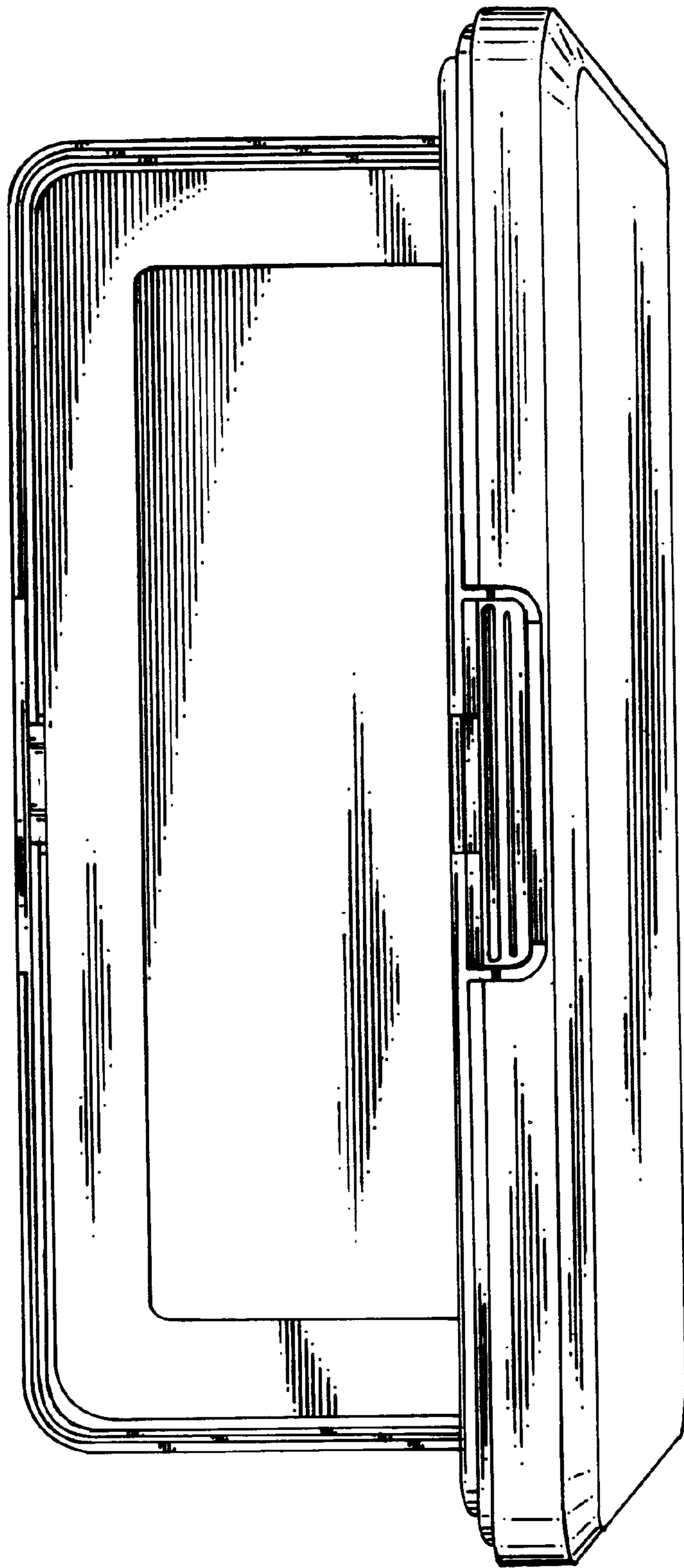


FIG. 4