



US00D431901S

# United States Patent [19] Vazquez

[11] Patent Number: **Des. 431,901**

[45] Date of Patent: **\*\* Oct. 17, 2000**

[54] **CIRCULAR POCKET WITH BAG PORTION**

[75] Inventor: **Maximino Vazquez**, New York, N.Y.

[73] Assignee: **Maxworld, Inc.**, New York, N.Y.

[\*\*] Term: **14 Years**

[21] Appl. No.: **29/104,443**

[22] Filed: **May 5, 1999**

[51] **LOC (7) Cl.** ..... **03-99**

[52] **U.S. Cl.** ..... **D3/18; D3/303; D3/319; D3/322**

[58] **Field of Search** ..... D3/318, 319, 321, D3/322, 303; D2/257, 863, 864; 150/102; 2/69, 79, 227, 247, 250

[56] **References Cited**

**U.S. PATENT DOCUMENTS**

D. 205,756	9/1966	Triplett	.....	D9/2
D. 250,737	1/1979	Brosk	.....	D2/864
D. 258,998	4/1981	Pratt et al.	.....	D3/41
D. 350,024	8/1994	Ryker	.....	D3/202
D. 385,452	10/1997	Marti	.....	D6/601
D. 389,642	1/1998	Nadel	.....	D3/254
D. 418,974	1/2000	Vazquez	.....	D3/226
1,491,711	4/1924	Levine	.....	2/250
2,123,447	7/1938	Waite	.....	D2/857 X
2,493,085	1/1950	Pincus	.....	150/1.7

3,322,176	5/1967	Geller	.....	150/1.7
4,301,549	11/1981	Ingram	.....	2/250
4,838,709	6/1989	Guerrero et al.	.....	383/18
5,799,336	9/1998	Cooper	.....	2/69
5,809,576	9/1998	Huston et al.	.....	2/247
5,881,383	3/1999	Perkins	.....	2/247

*Primary Examiner*—Stella Reid  
*Assistant Examiner*—Monica A. Weingart  
*Attorney, Agent, or Firm*—Darby & Darby

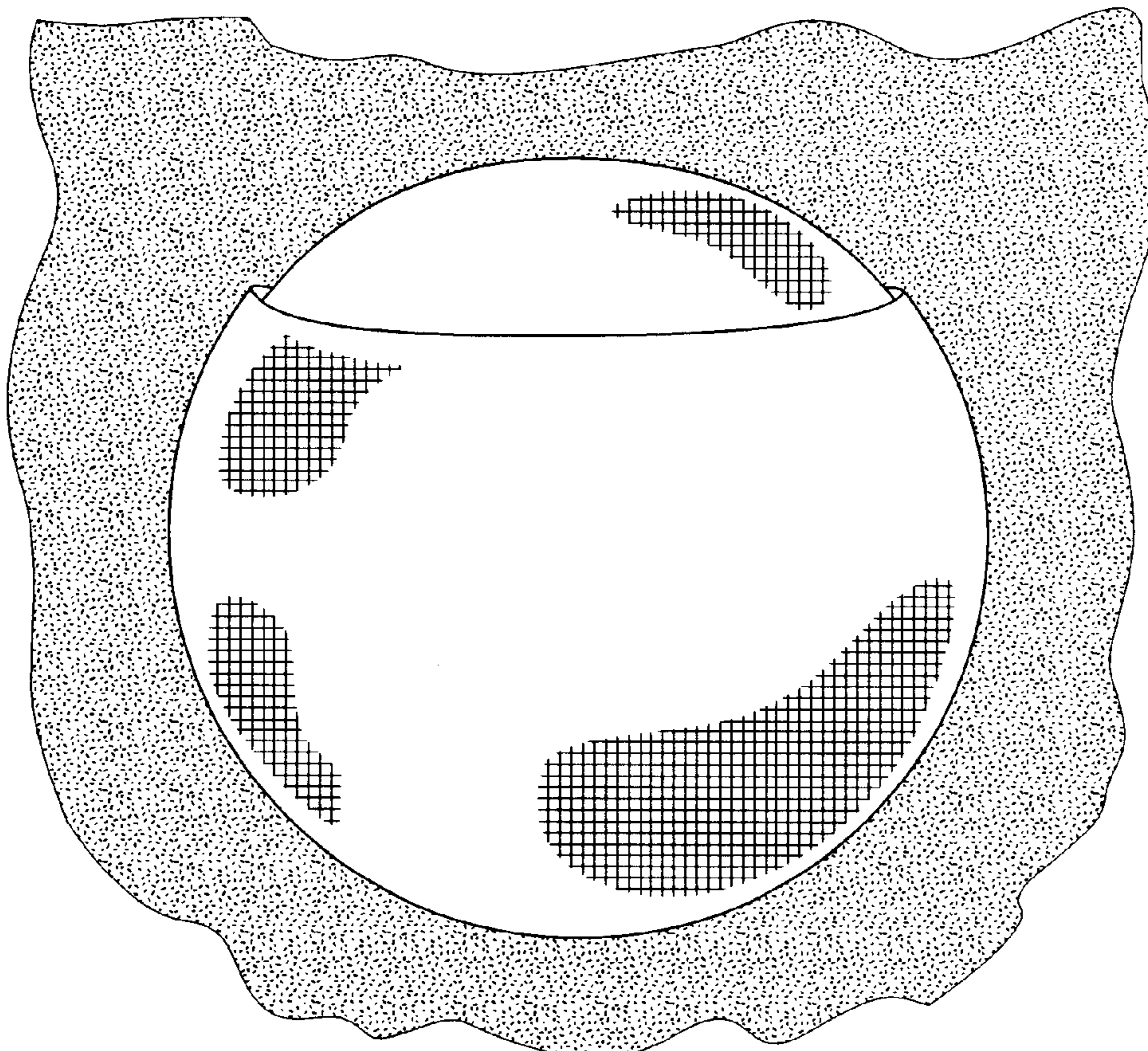
[57] **CLAIM**

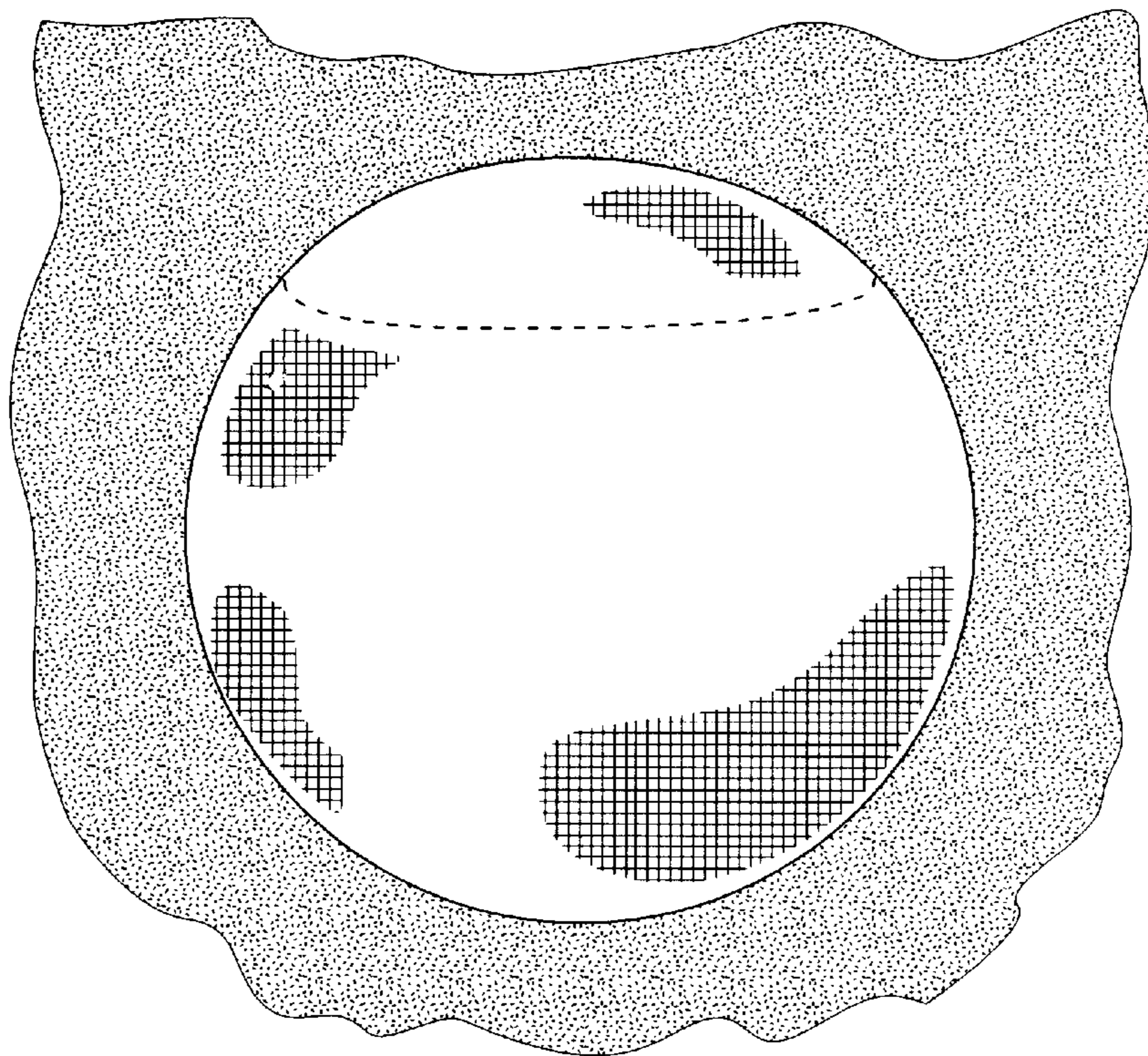
The ornamental design for a circular pocket with bag portion, as shown and described.

**DESCRIPTION**


FIG. 1 is a top plan view of a circular pocket with bag portion attached to at least a portion of a bag and illustrated with an access shown in broken lines;  
FIG. 2 is a bottom plan view thereof from which only the portion of the bag is viewable;  
FIG. 3 is a bottom elevational view thereof;  
FIG. 4 is a left side view thereof, the right side view being a mirror image;  
FIG. 5 is the top plan view of FIG. 1 of a particular embodiment in which the circular pocket comprises a top-accessed circular pocket; and,  
FIG. 6 is a left side view of the embodiment of FIG. 5, the right side view being a mirror image.

**1 Claim, 3 Drawing Sheets**

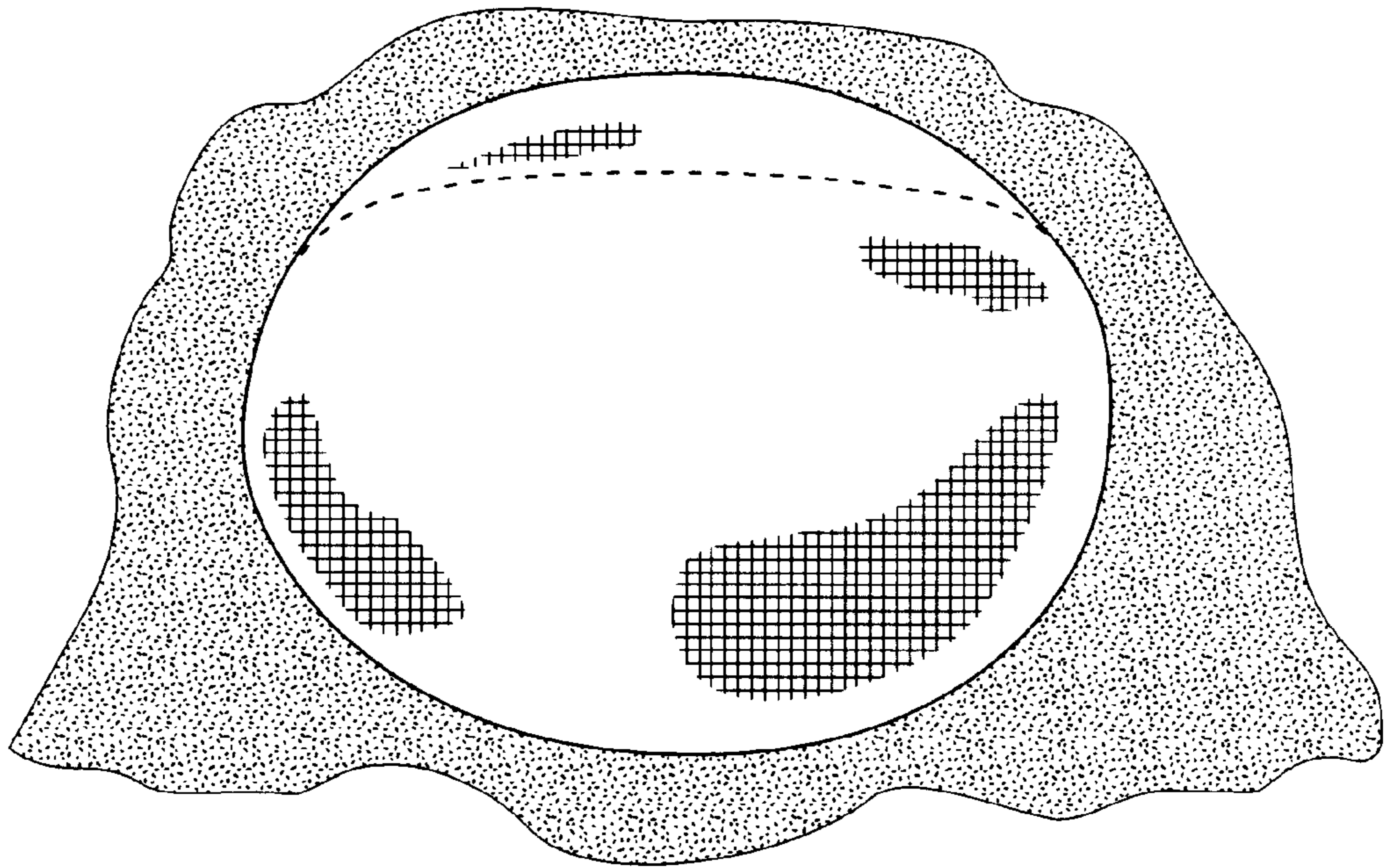




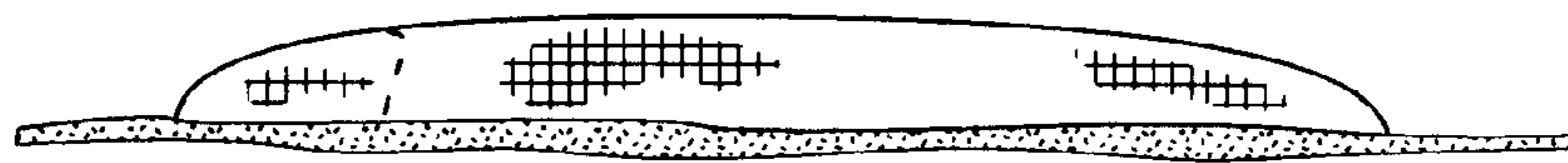
*FIG. 1*



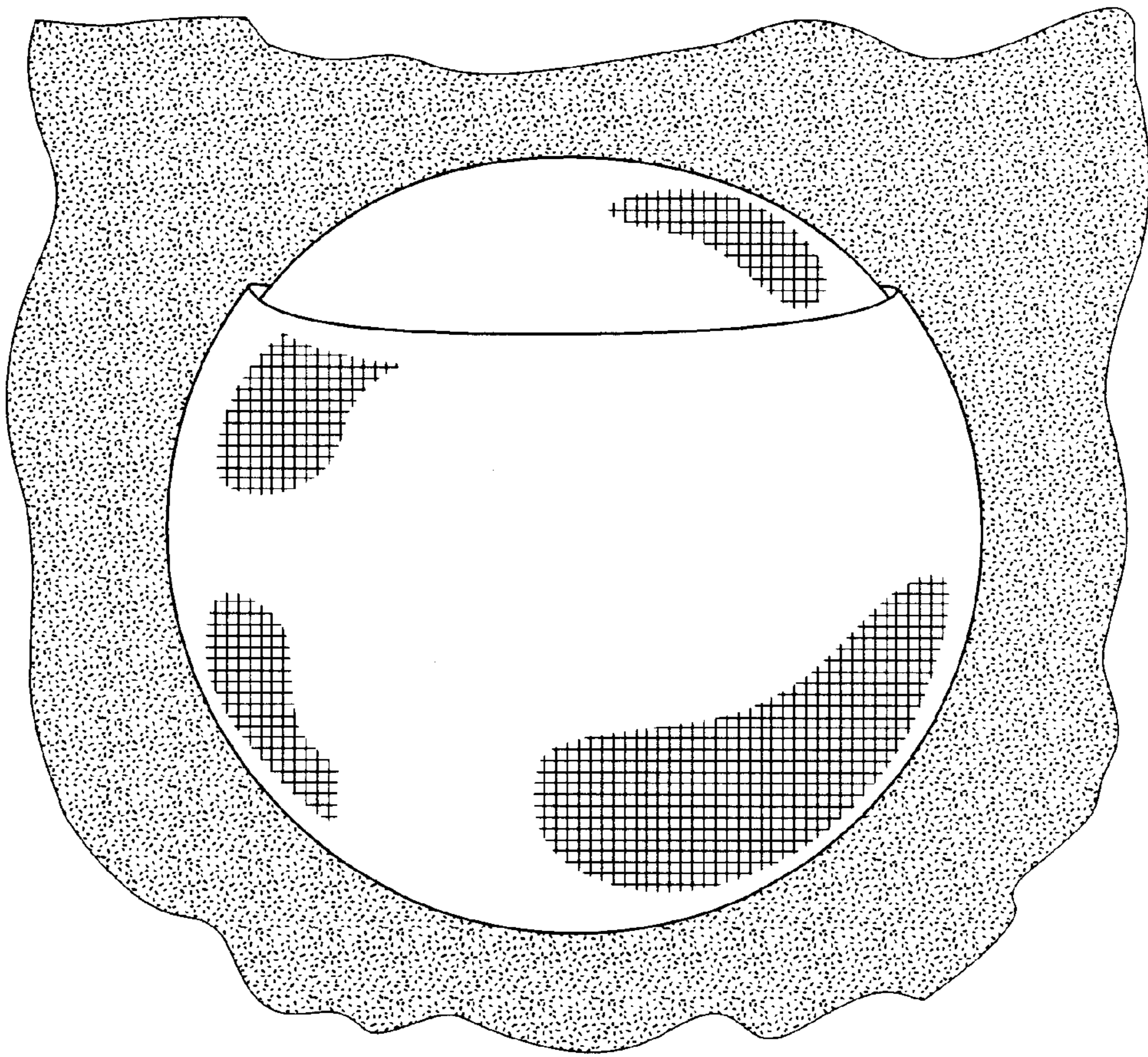
*FIG. 2*



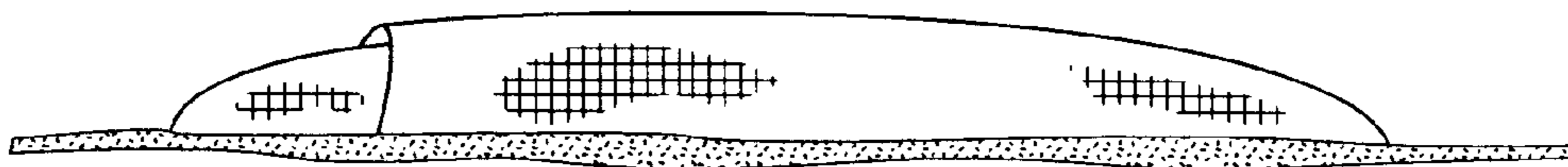
*FIG. 3*



*FIG. 4*



*FIG. 5*



*FIG. 6*