



US00D431899S

United States Patent [19]
Cooper

[11] **Patent Number: Des. 431,899**

[45] **Date of Patent: ** Oct. 17, 2000**

[54] **PORTION OF A SHOE UPPER**

D. 419,285 1/2000 McDowell .
D. 427,759 7/2000 Hlavacs D2/972

[75] Inventor: **Aaron Alexander Carroll Cooper**,
Portland, Oreg.

OTHER PUBLICATIONS

[73] Assignee: **Nike, Inc.**, Beaverton, Oreg.

Nike Spring 1994 Footwear Catalog, p. 118, published Jun. 1993.

[**] Term: **14 Years**

Nike Fall 1995 Footwear Catalog, p. 9, published Nov. 1994.

[21] Appl. No.: **29/123,255**

Nike Late Spring 1996 Footwear Catalog, p. 41, published Aug. 1995.

[22] Filed: **May 15, 2000**

Nike Fall 1996 Footwear Catalog, p. 169, published Dec. 1995.

[51] **LOC (7) Cl.** **02-99**

Nike Holiday 1998 Footwear Catalog, pp. W32 and M32, published Mar. 1998.

[52] **U.S. Cl.** **D2/972**

Nike Spring 1999 Footwear Catalog, p. W36, published Jun. 1998.

[58] **Field of Search** 36/45, 50.1, 51,
36/77 M, 77 R, 83, 88, 89, 113, 114, 126-130;
D2/896, 902, 907, 943, 944, 946, 969,
970, 972, 973

Nike Fall 2000 Women's Footwear Catalog, p. 20, published Nov. 1999.

Nike Holiday 2000 Women's Footwear Catalog, p. 18, published Mar. 2000.

[56] **References Cited**

Primary Examiner—Dominic Simone
Attorney, Agent, or Firm—Banner & Witcoff, Ltd.

U.S. PATENT DOCUMENTS

- D. 333,550 3/1993 Marziali et al. .
- D. 361,884 9/1995 Lozano .
- D. 376,901 12/1996 Avaret al. .
- D. 377,261 1/1997 Avar .
- D. 382,693 8/1997 Avar .
- D. 383,561 9/1997 Tresser .
- D. 383,915 9/1997 Tresser D2/973
- D. 386,604 11/1997 Cass .
- D. 393,350 4/1998 Aveni .
- D. 406,688 3/1999 Winters et al. .
- D. 407,548 4/1999 Holmes .
- D. 409,827 5/1999 Holmes .
- D. 412,053 7/1999 Blakeslee et al. .
- D. 412,235 7/1999 Taylor et al. .
- D. 414,599 10/1999 Doxey .
- D. 415,883 11/1999 Kozo .
- D. 415,884 11/1999 Kozo .
- D. 416,129 11/1999 Lotti .
- D. 417,948 12/1999 Cooper .

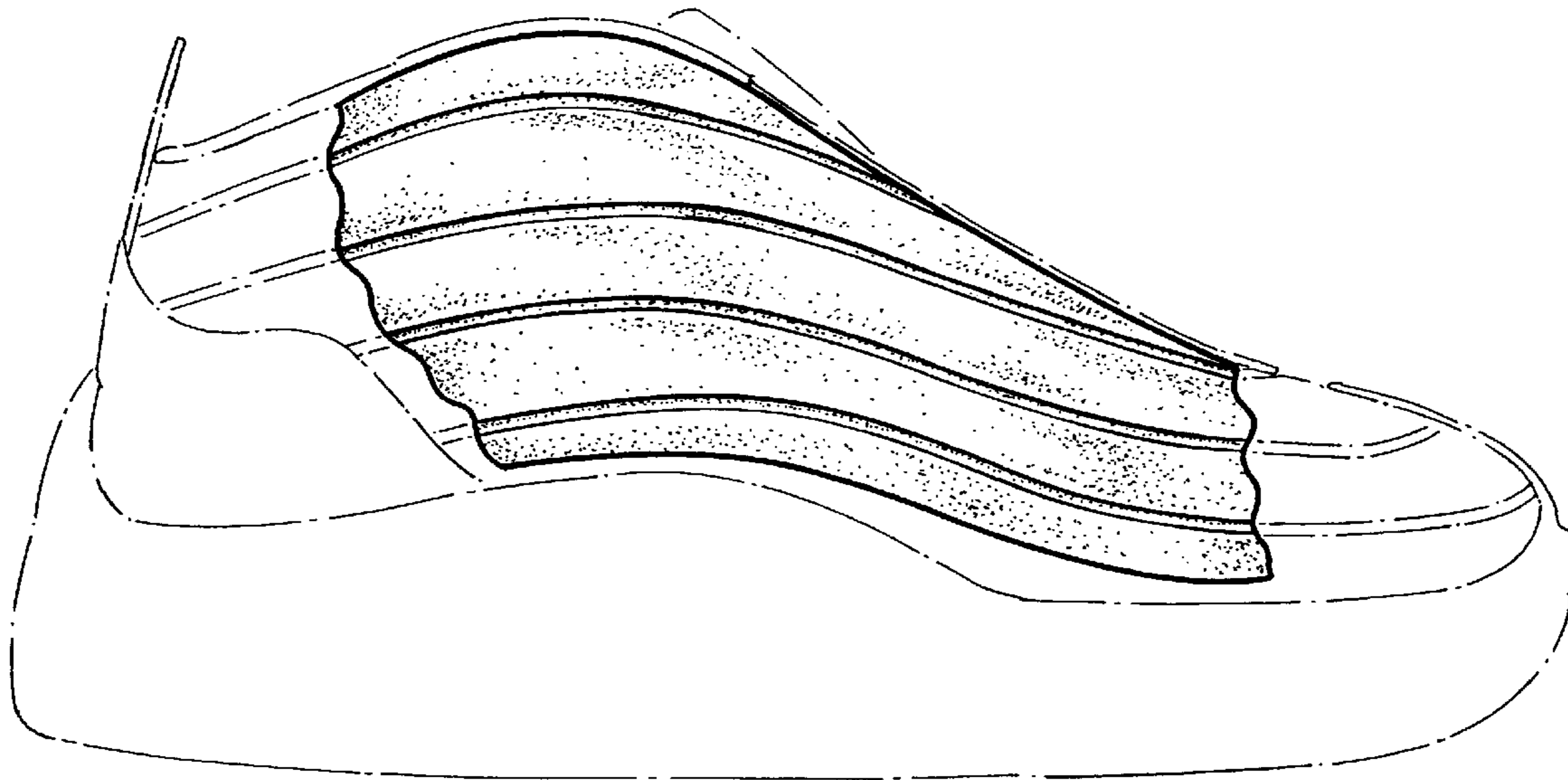
[57] **CLAIM**

The ornamental design for a portion of a shoe upper, as shown and described.

DESCRIPTION

FIG. 1 is a perspective view of a portion of a shoe upper showing my new design;
FIG. 2 is a side elevational view thereof;
FIG. 3 is a front elevational view thereof;
FIG. 4 is a rear elevational view thereof; and,
FIG. 5 is a top plan view thereof.
The broken line showing of the remainder of the shoe is for illustrative purposes only and forms no part of the claimed design.

1 Claim, 2 Drawing Sheets



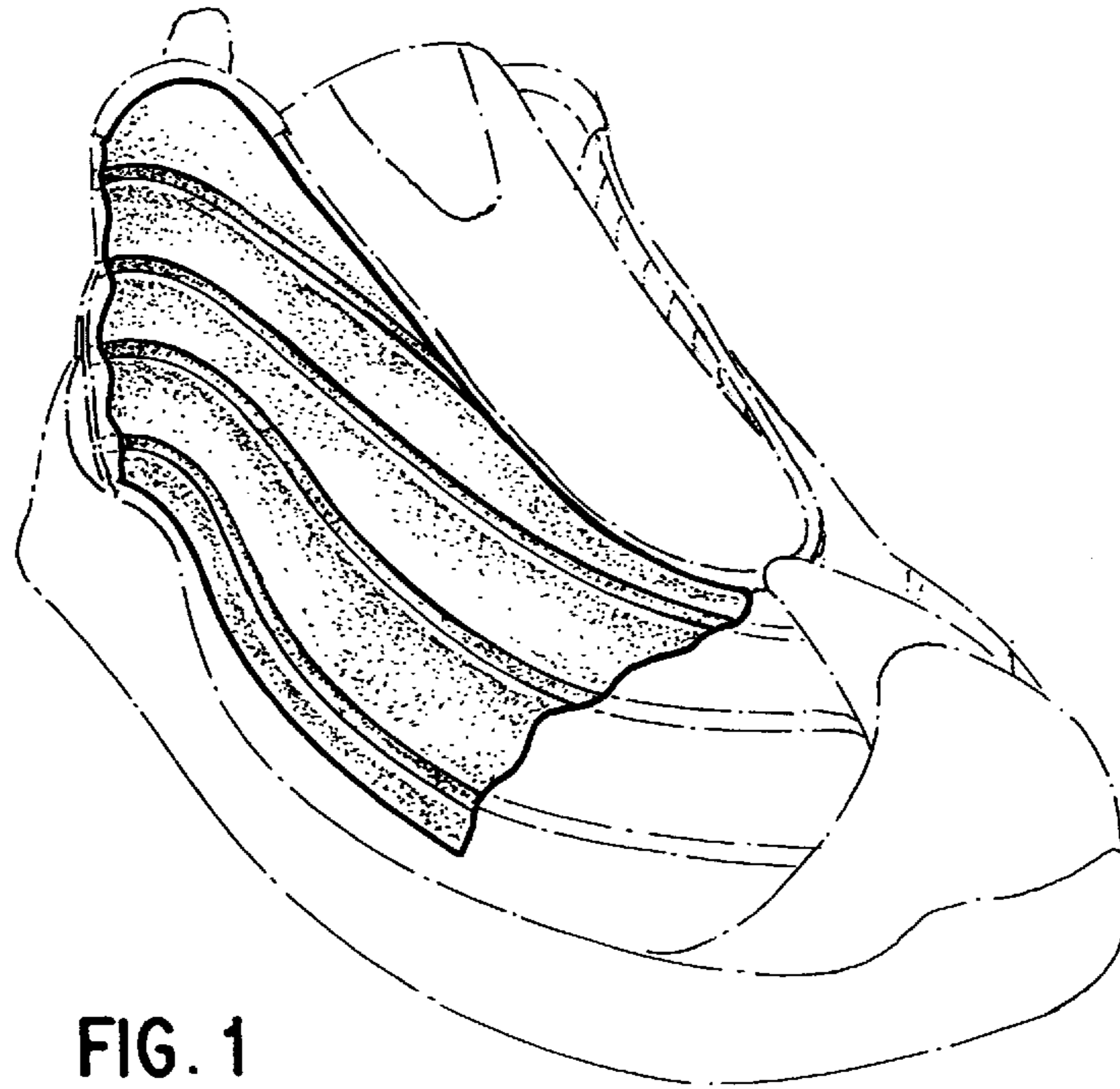


FIG. 1

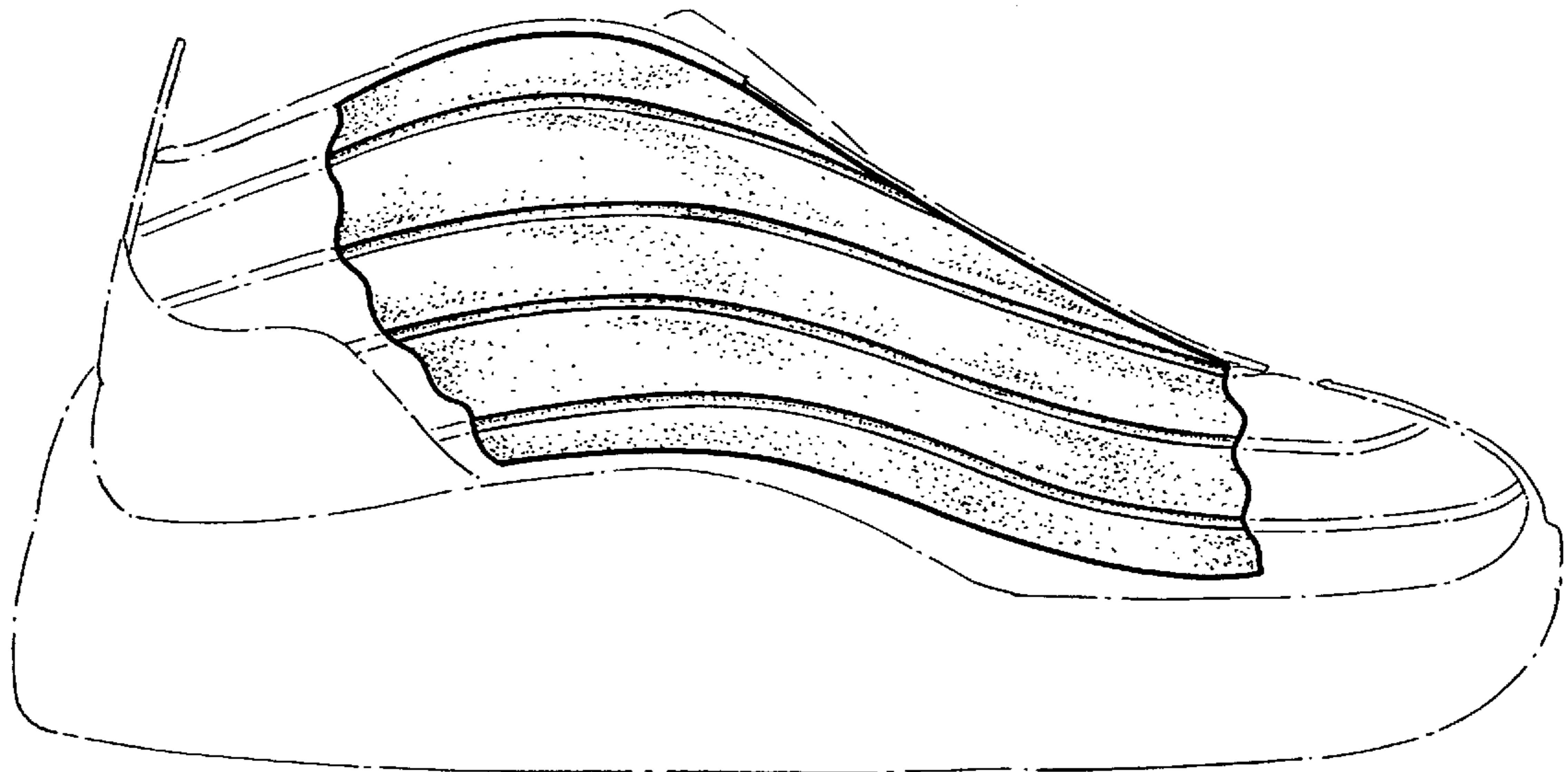


FIG. 2

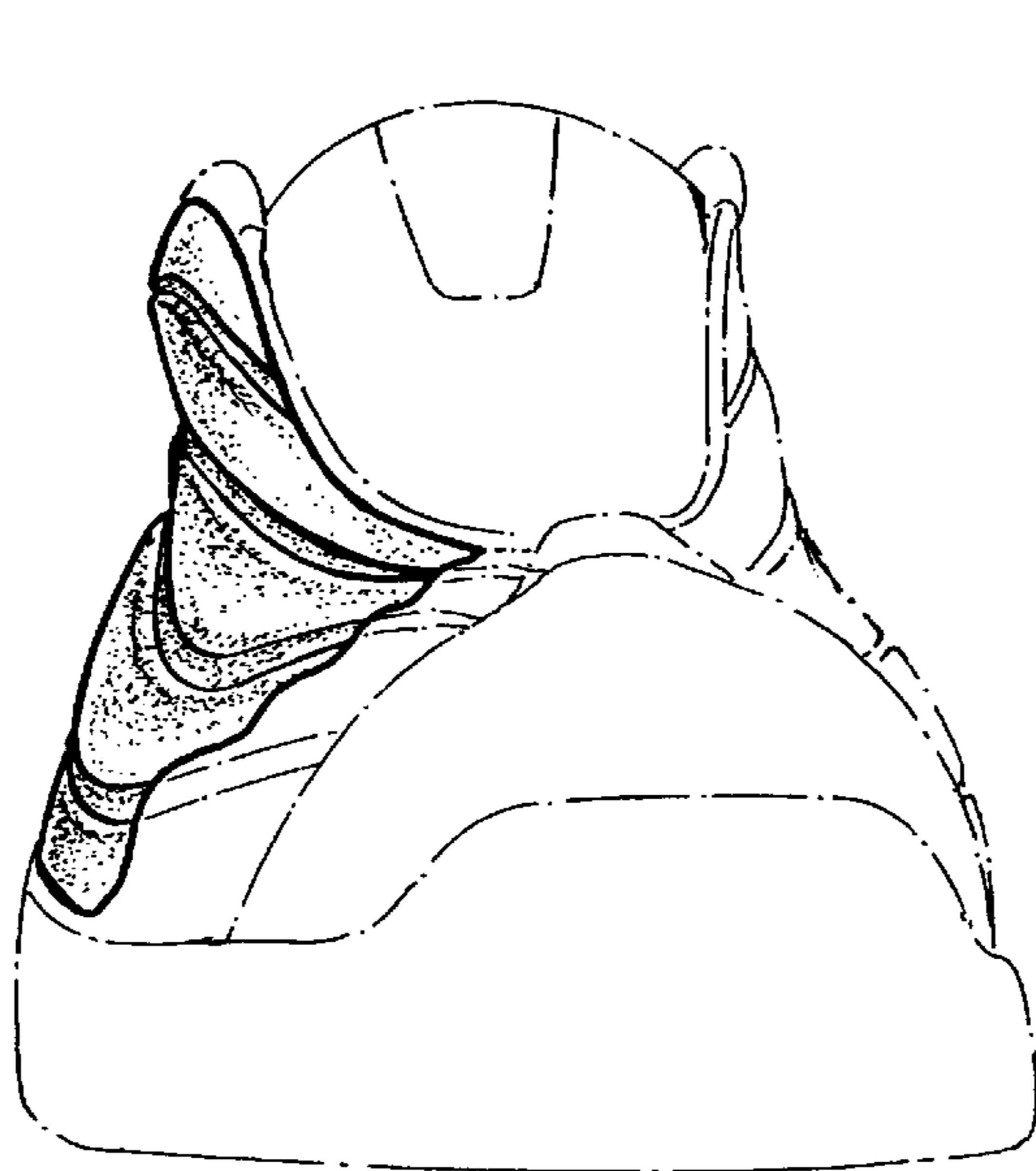


FIG. 3

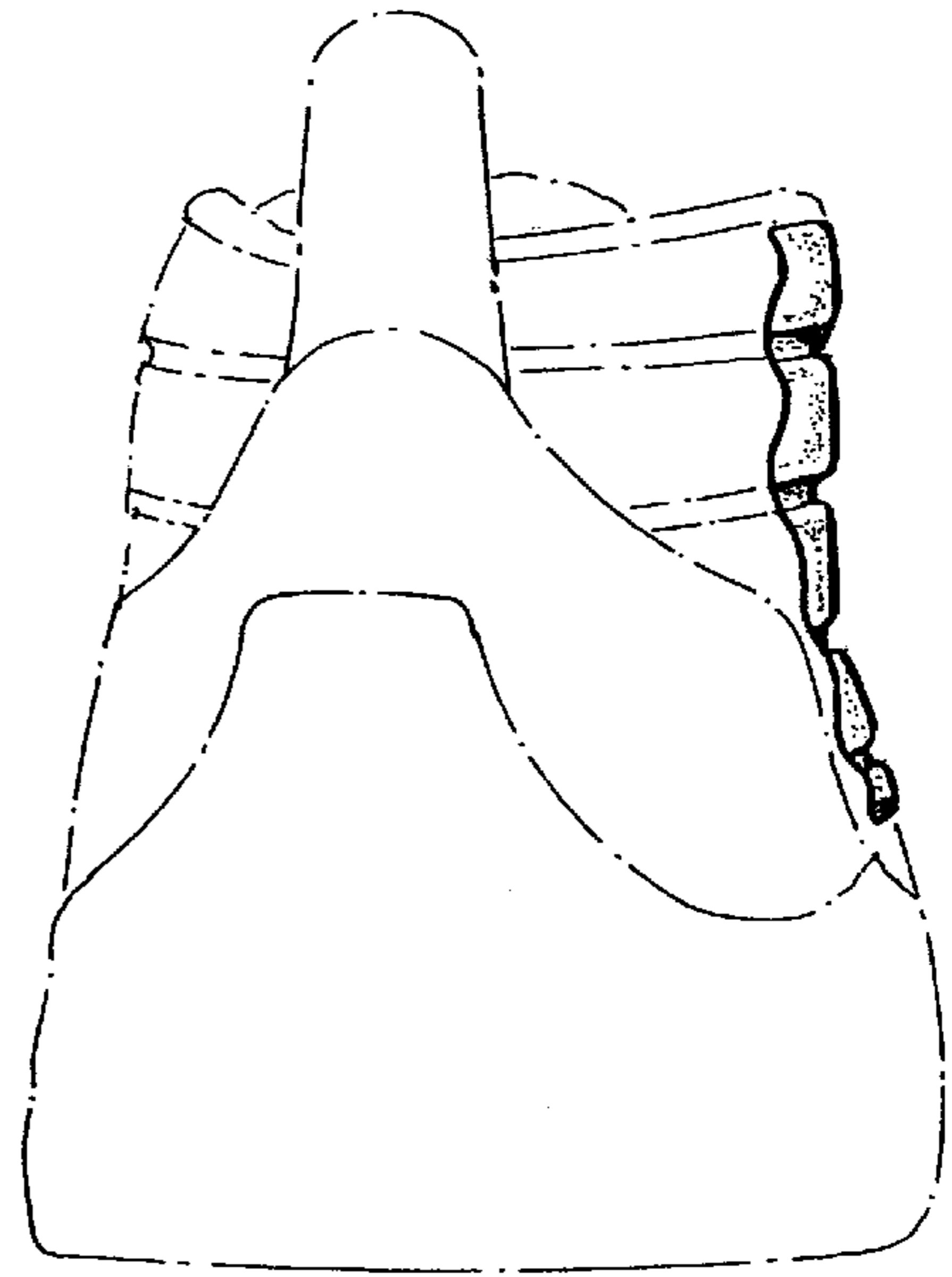


FIG. 4

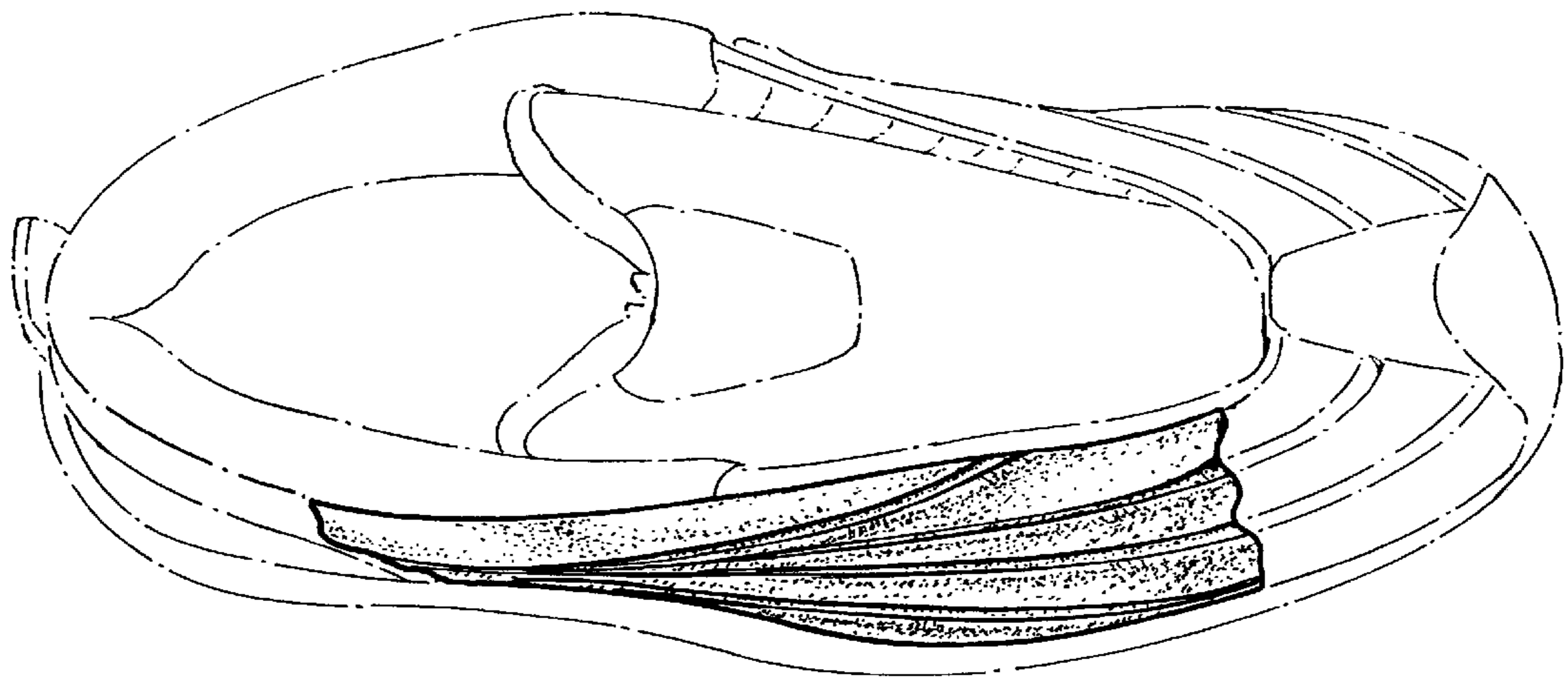


FIG. 5