



US00D431896S

United States Patent [19] Belfanti

[11] Patent Number: Des. 431,896

[45] Date of Patent: ** Oct. 17, 2000

[54] BLADDER FOR A SHOE SOLE

[75] Inventor: Peter J. Belfanti, Portland, Oreg.

[73] Assignee: Nike, Inc., Beaverton, Oreg.

[**] Term: 14 Years

[21] Appl. No.: 29/119,114

[22] Filed: Feb. 24, 2000

[51] LOC (7) Cl. 02-04

[52] U.S. Cl. D2/961

[58] Field of Search D2/961, 977; 36/29,
36/28, 32 R, 43, 44, 35, 114, 25 R, 8, 153,
173, 37, 88, 71, 145, 146, 147

[56] **References Cited**

U.S. PATENT DOCUMENTS

- D. 336,772 6/1993 Forland et al. .
- D. 345,249 3/1994 Sell, Jr. .
- D. 349,186 8/1994 Passke et al. .
- D. 349,804 8/1994 Passke et al. .
- D. 349,808 8/1994 Passke et al. .
- D. 351,056 10/1994 Auger et al. .
- D. 363,816 11/1995 Sarkinen et al. .
- D. 364,035 11/1995 Lee .
- D. 364,036 11/1995 Passke et al. .
- D. 366,756 2/1996 Forland et al. .
- D. 376,897 12/1996 Passke et al. .
- D. 376,898 12/1996 Passke et al. .
- D. 376,899 12/1996 Passke et al. .
- D. 377,110 1/1997 Passke et al. .
- D. 377,111 1/1997 Passke et al. .
- D. 377,112 1/1997 Passke et al. .
- D. 377,113 1/1997 Passke et al. .
- D. 378,629 4/1997 Passke et al. .
- D. 385,394 10/1997 Passke et al. .
- D. 386,289 11/1997 Passke et al. .
- D. 386,290 11/1997 Passke et al. .
- D. 386,894 12/1997 Passke et al. .
- D. 394,948 6/1998 Edington et al. .
- D. 395,744 7/1998 Edington et al. .
- D. 407,194 3/1999 Brandt et al. .
- D. 407,543 4/1999 Belfanti .
- D. 408,121 4/1999 Belfanti .
- D. 409,362 5/1999 Turner et al. .

- D. 409,363 5/1999 Belfanti .
- 4,956,927 9/1990 Misevich et al. .
- 5,713,141 2/1998 Mitchell et al. .
- 5,916,664 6/1999 Rudy .
- 5,940,989 8/1999 Liou .
- 5,979,078 11/1999 McLaughlin .

OTHER PUBLICATIONS

Photo Exhibits A-H, pre-1996.
Nike Footwear Catalog, Fall 1994, pp. 2-5, published Nov. 1993.
Nike Footwear Catalog, Fall 1995, pp. 6-7, published Nov. 1993.

Primary Examiner—Louis S. Zarfes
Assistant Examiner—G Andoll
Attorney, Agent, or Firm—Banner & Witcoff, Ltd.

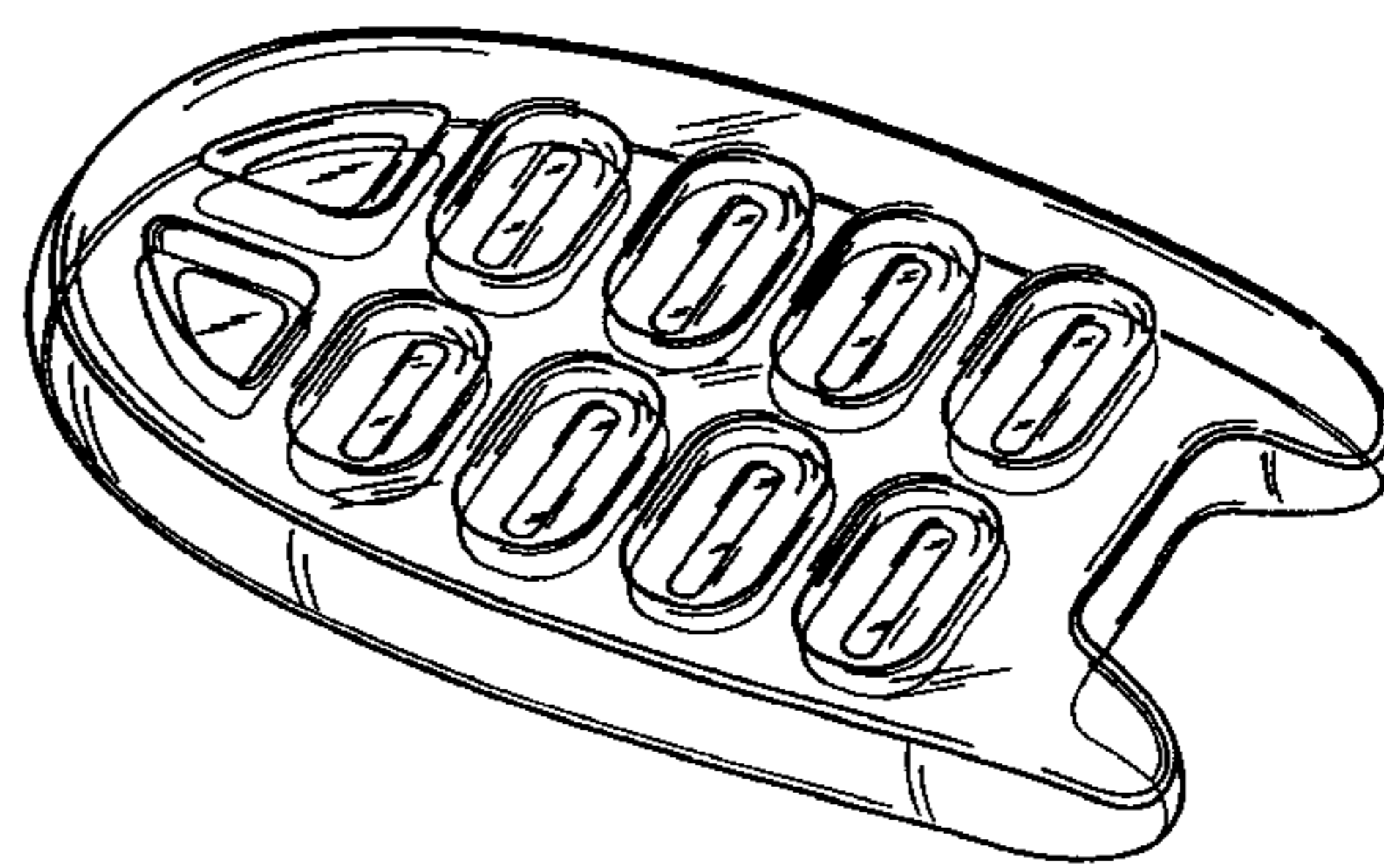
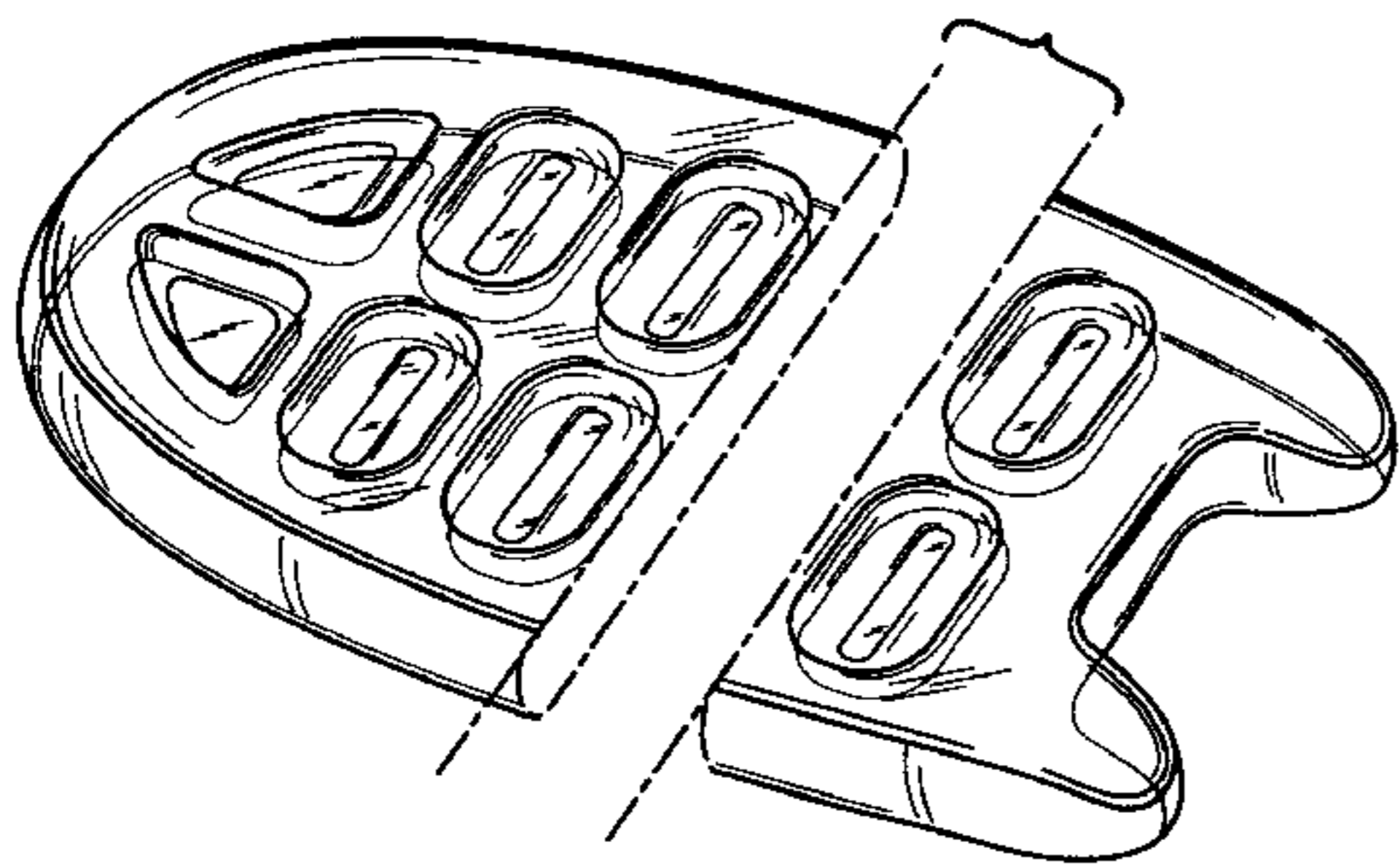
[57] **CLAIM**

The ornamental design for a bladder for a shoe sole, as shown and described.

DESCRIPTION

FIG. 1 is a perspective view of a bladder for a shoe sole showing my new design;
FIG. 2 is an elevational view of the front of the bladder shown in FIG. 1;
FIG. 3 is an elevational view of the rear of the bladder shown in FIG. 1;
FIG. 4 is an elevational view of the right side of the bladder shown in FIG. 1;
FIG. 5 is an elevational view of the left side of the bladder shown in FIG. 1;
FIG. 6 is a top plan view of the bladder of FIG. 1, the bottom plan view being a mirror image thereof; and,
FIG. 7 is a perspective view of one preferred embodiment of the bladder shown in FIGS. 1-6.
The designations of top, bottom, right side, left side, front and rear are used for convention, and do not limit the intended use of the claimed design. The broken line depiction forming a separation between the two portions of the bladder in FIGS. 1 and 4-6 corresponds to disclaimed spacing of indeterminate length between the two claimed portions.

1 Claim, 2 Drawing Sheets



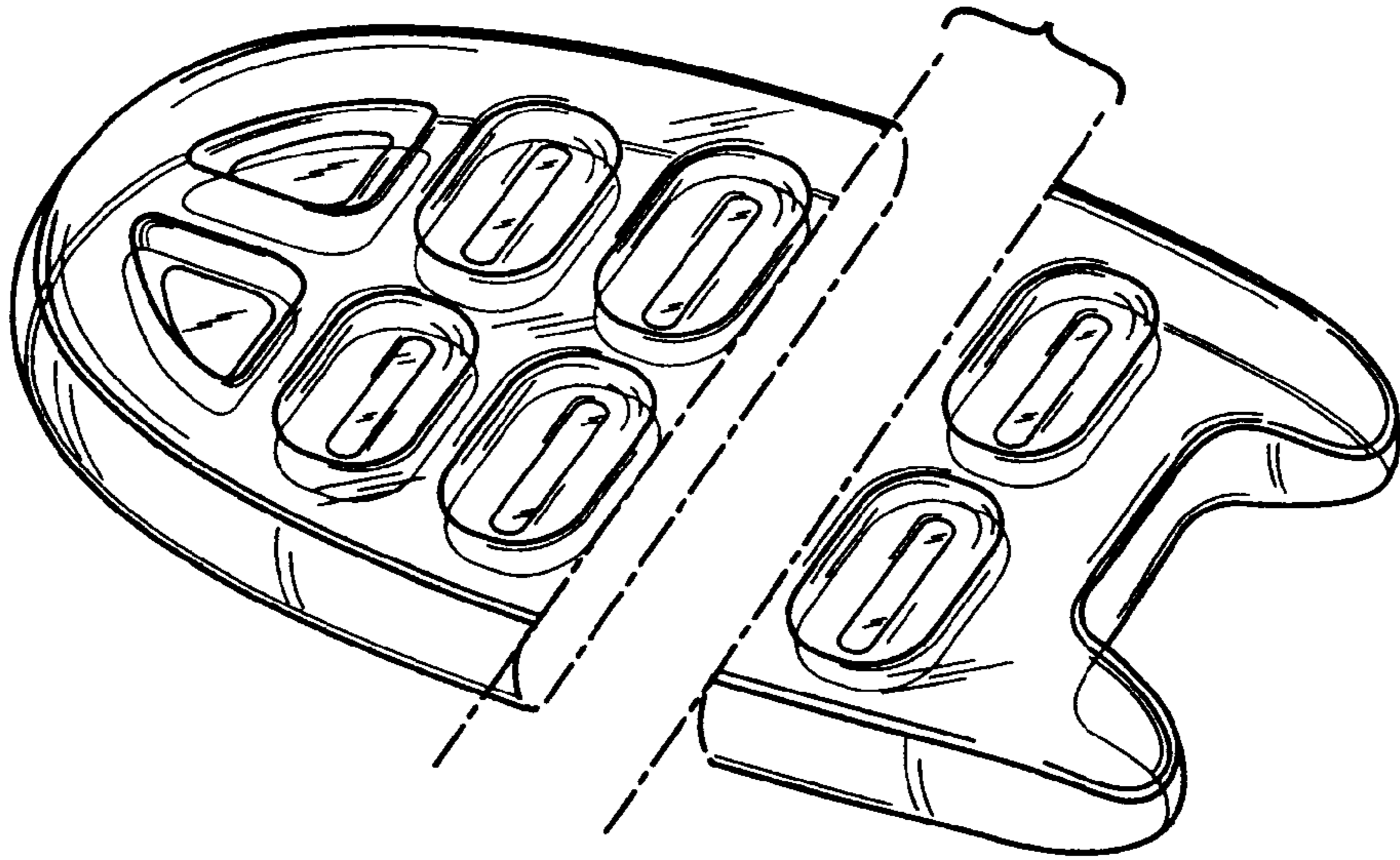


FIG. 1

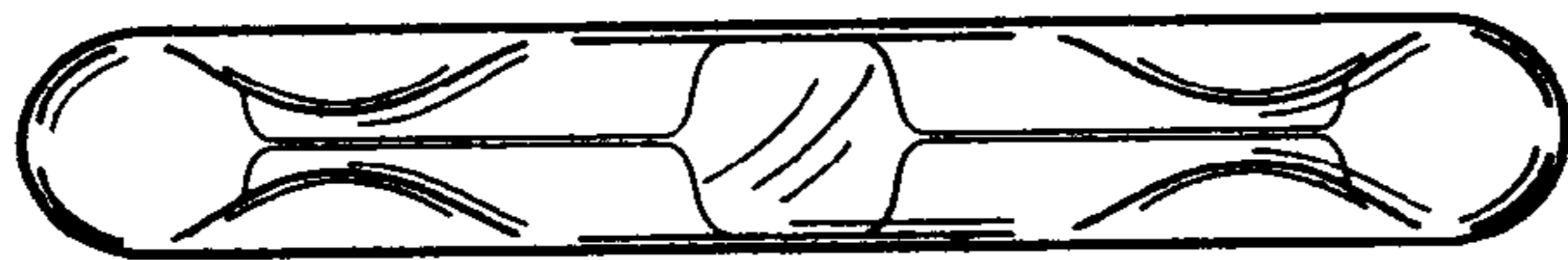


FIG. 2

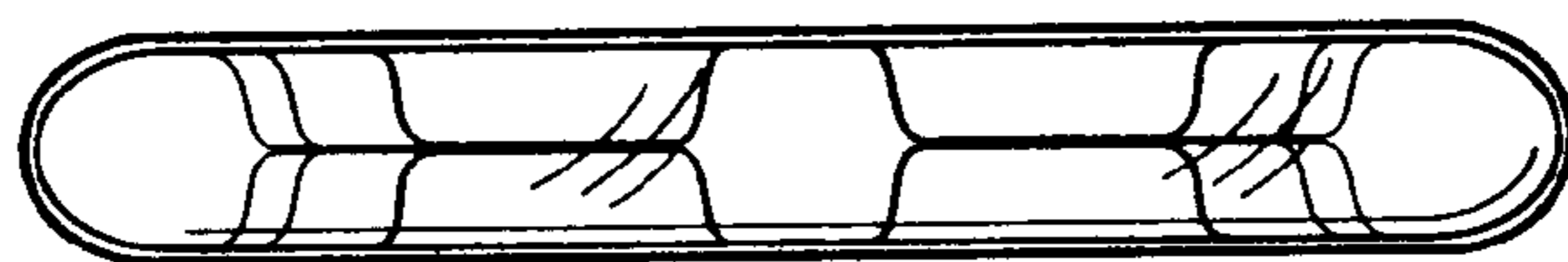


FIG. 3

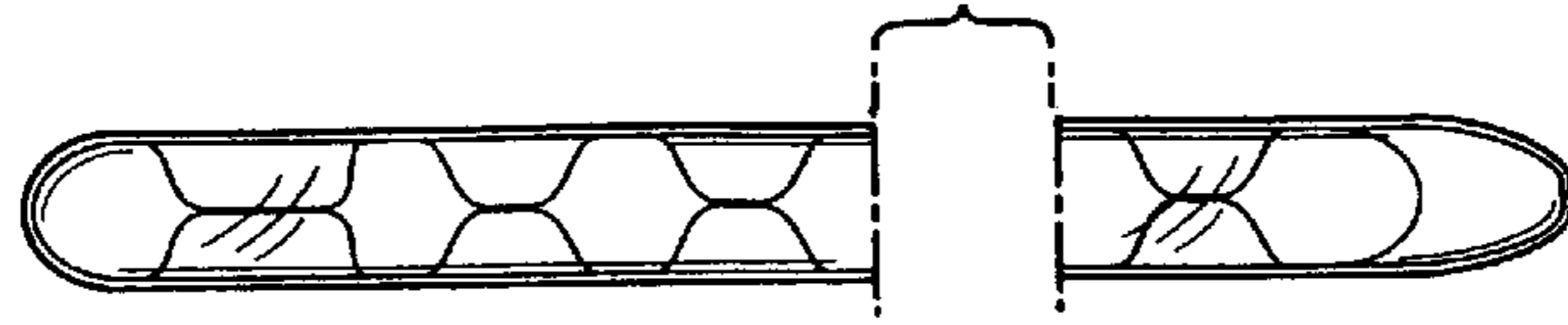


FIG. 4

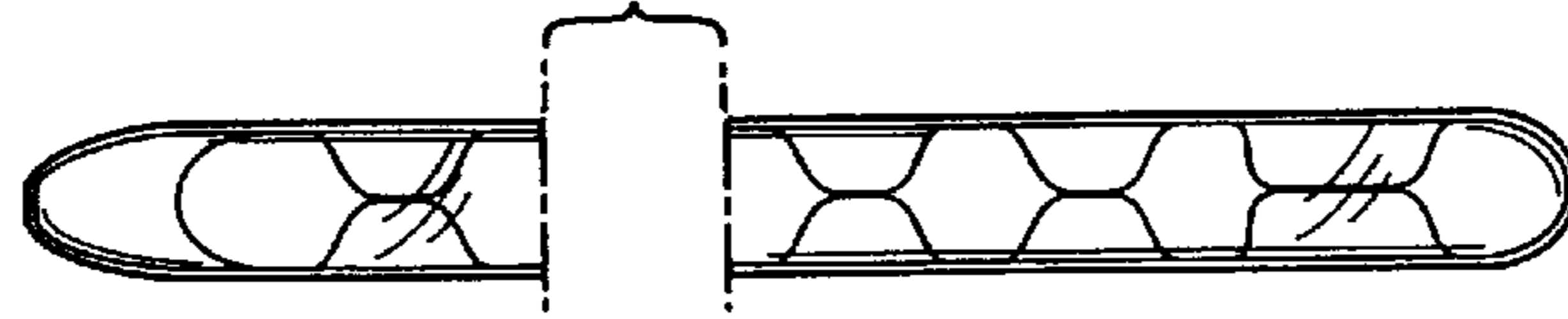


FIG. 5

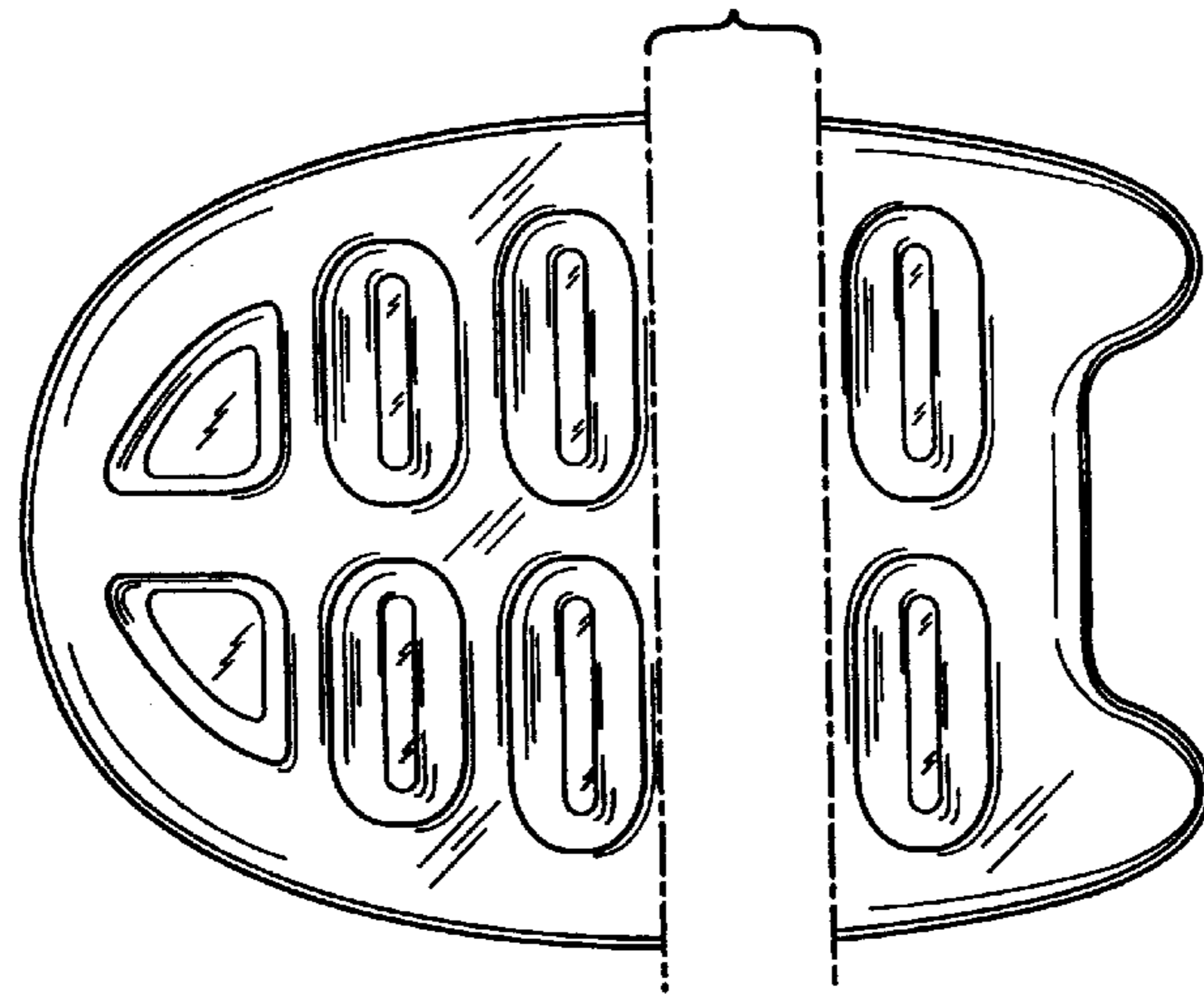


FIG. 6

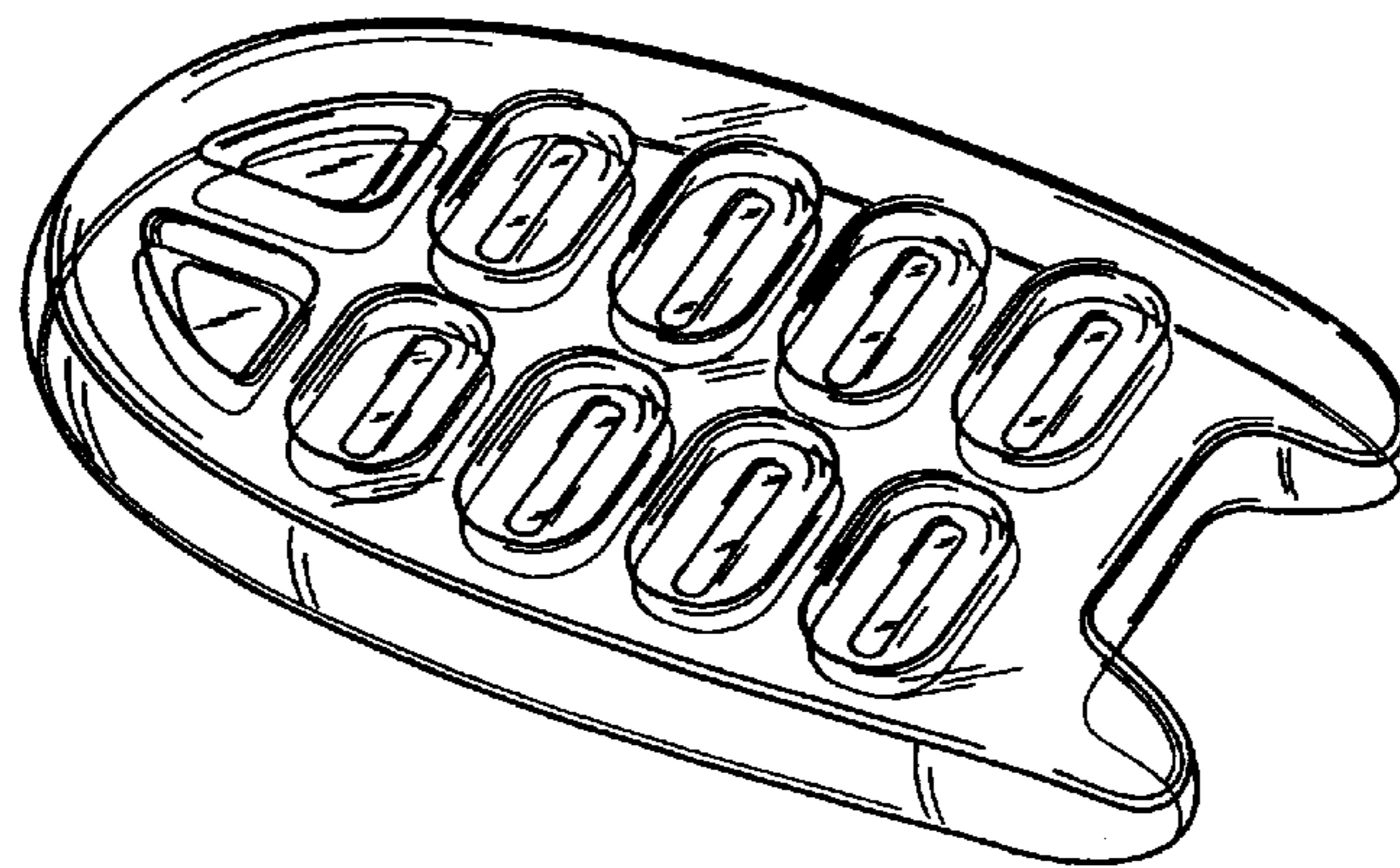


FIG. 7