



US00D431876S

**United States Patent** [19]  
**Lewis**

[11] **Patent Number: Des. 431,876**  
[45] **Date of Patent: \*\* Oct. 10, 2000**

[54] **LIGHTING DIFFUSER WITH END CAP**

OTHER PUBLICATIONS

[75] Inventor: **Stewart B. Lewis**, Atlanta, Ga.  
[73] Assignee: **RLR Industries, Inc.**, Mableton, Ga.  
[\*\*] Term: **14 Years**

Lighting magazine, Feb. 1959, p. 29, MUS fluorescent lighting fixture.

*Primary Examiner*—Susan J. Lucas  
*Attorney, Agent, or Firm*—Testa, Hurwitz & Thibault LLP

[21] Appl. No.: **29/100,719**  
[22] Filed: **Feb. 17, 1999**

[57] **CLAIM**  
The ornamental design for a lighting diffuser with end cap, as shown and described.


[51] **LOC (7) Cl.** ..... **26-05**  
[52] **U.S. Cl.** ..... **D26/76**  
[58] **Field of Search** ..... D26/75-78; 362/216,  
362/217, 218, 219, 220, 221, 222, 223,  
224, 225

**DESCRIPTION**

[56] **References Cited**  
**U.S. PATENT DOCUMENTS**  
D. 333,530 2/1993 Boundy ..... D26/76 X  
D. 404,161 1/1999 Herst et al. .... D26/76  
D. 405,908 2/1999 Herst et al. .... D26/76  
D. 421,505 3/2000 Hastings et al. .... D26/76

FIG. 1 is a top view of an embodiment of a lighting diffuser with end cap;  
FIG. 2 is a bottom view of the embodiment of FIG. 1;  
FIG. 3 is a side view of the embodiment of FIG. 1; the opposite side is a mirror image thereof; and,  
FIG. 4 is an end view of the embodiment of FIG. 1; the opposite end is a mirror image thereof.

**1 Claim, 1 Drawing Sheet**



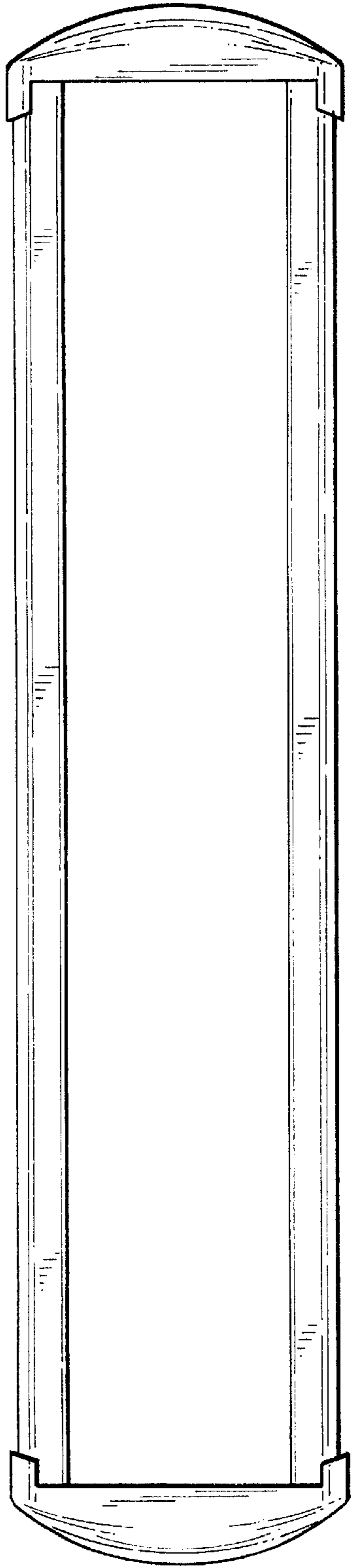


FIG. 1




FIG. 2

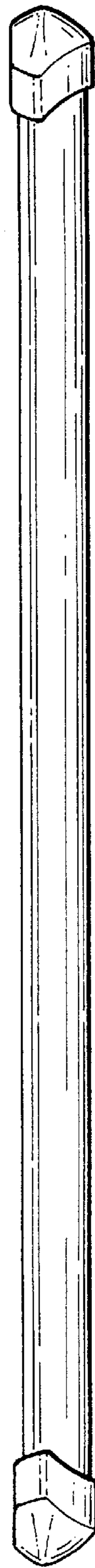


FIG. 3



FIG. 4