



US00D431865S

United States Patent [19]

Norton et al.

[11] Patent Number: Des. 431,865

[45] Date of Patent: ** Oct. 10, 2000

[54] SEX ENHANCER TOOL

[76] Inventors: **Carol A. Norton**, 3N554 Oak La., Bensenville, Ill. 60106; **Wilma M. Rohan**, 496 Old Surrey Rd., Ninsdale, Ill. 60521

[**] Term: **14 Years**

[21] Appl. No.: **29/108,204**

[22] Filed: **Jul. 23, 1999**

[51] LOC (7) Cl. **24-02**

[52] U.S. Cl. **D24/143; D24/105**

[58] Field of Search D24/143, 105, D24/200, 194; 600/9, 15, 41, 38, 39; 128/844, 842; 606/201

[56] References Cited

U.S. PATENT DOCUMENTS

D. 200,382	2/1965	Smith	D24/194
D. 339,418	9/1993	Flynn	D24/143
D. 410,741	6/1999	Chaney	D24/143
5,027,800	7/1991	Rowland	600/39
5,848,981	12/1998	Herbranson	601/134

OTHER PUBLICATIONS

Xandria Collection Catalog@1997 #781 Beaded Erection Ring, #858 #981 Emperor's Ring Ex Room.
Fantasy Home On-line Catalog@1997 #Top620 Beaded Stimular Ring Ex Room.

Primary Examiner—Ian Simmons
Attorney, Agent, or Firm—Carol Norton; Wilma Rohan

[57] CLAIM

The ornamental design for a sex enhancer tool, as described and shown.

DESCRIPTION

FIG. 1 is a perspective view of a sex enhancer tool showing our new design. The broken line showing is for illustrative purposes only and forms no part of the claimed design; FIG. 2 is a top elevation view thereof; The bottom elevation view being the same.
FIG. 3 is a rear elevation view thereof;
FIG. 4 is a right side elevation view thereof; and,
FIG. 5 is a left side elevation view thereof.

1 Claim, 1 Drawing Sheet

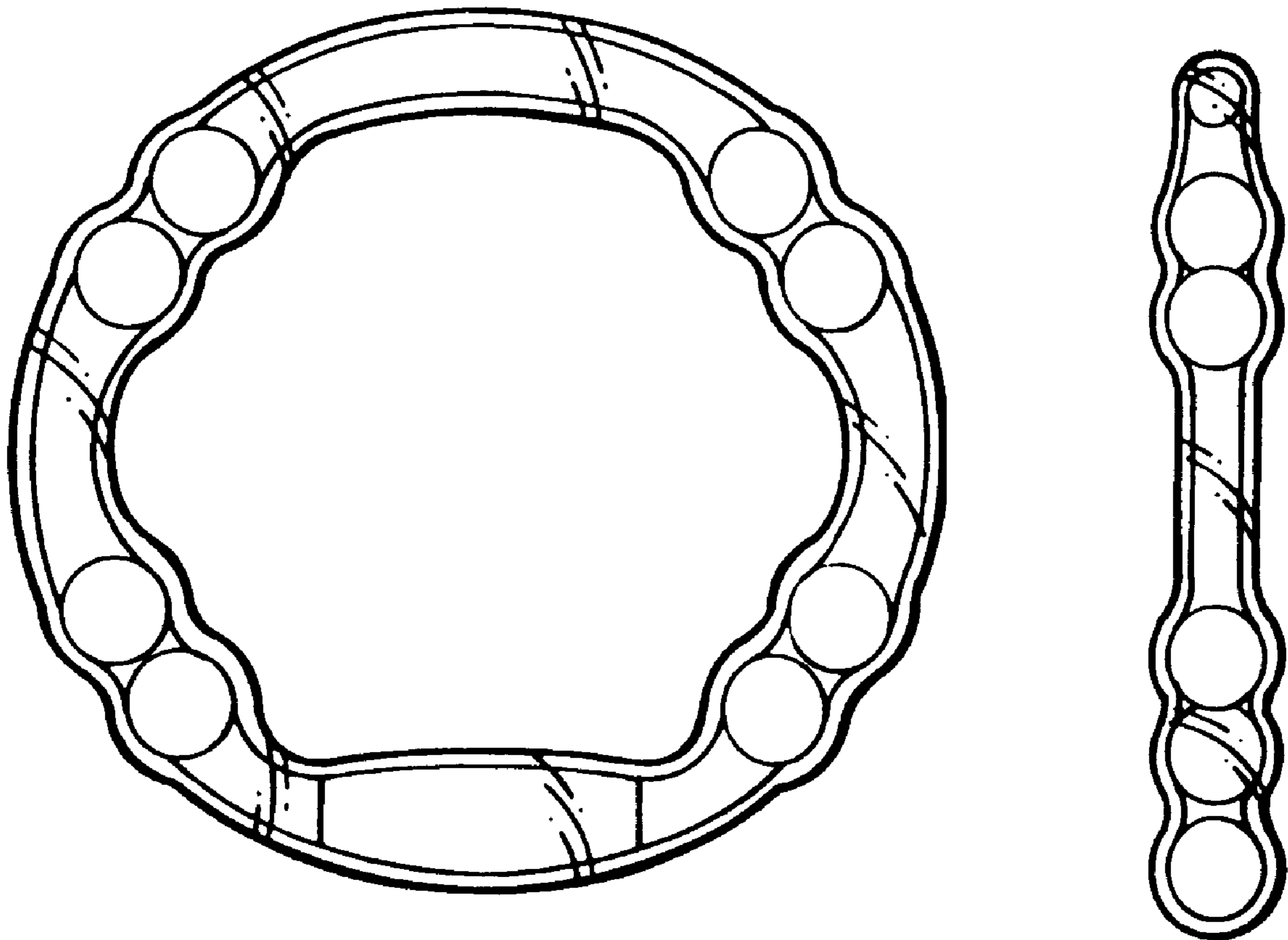


FIG. 1

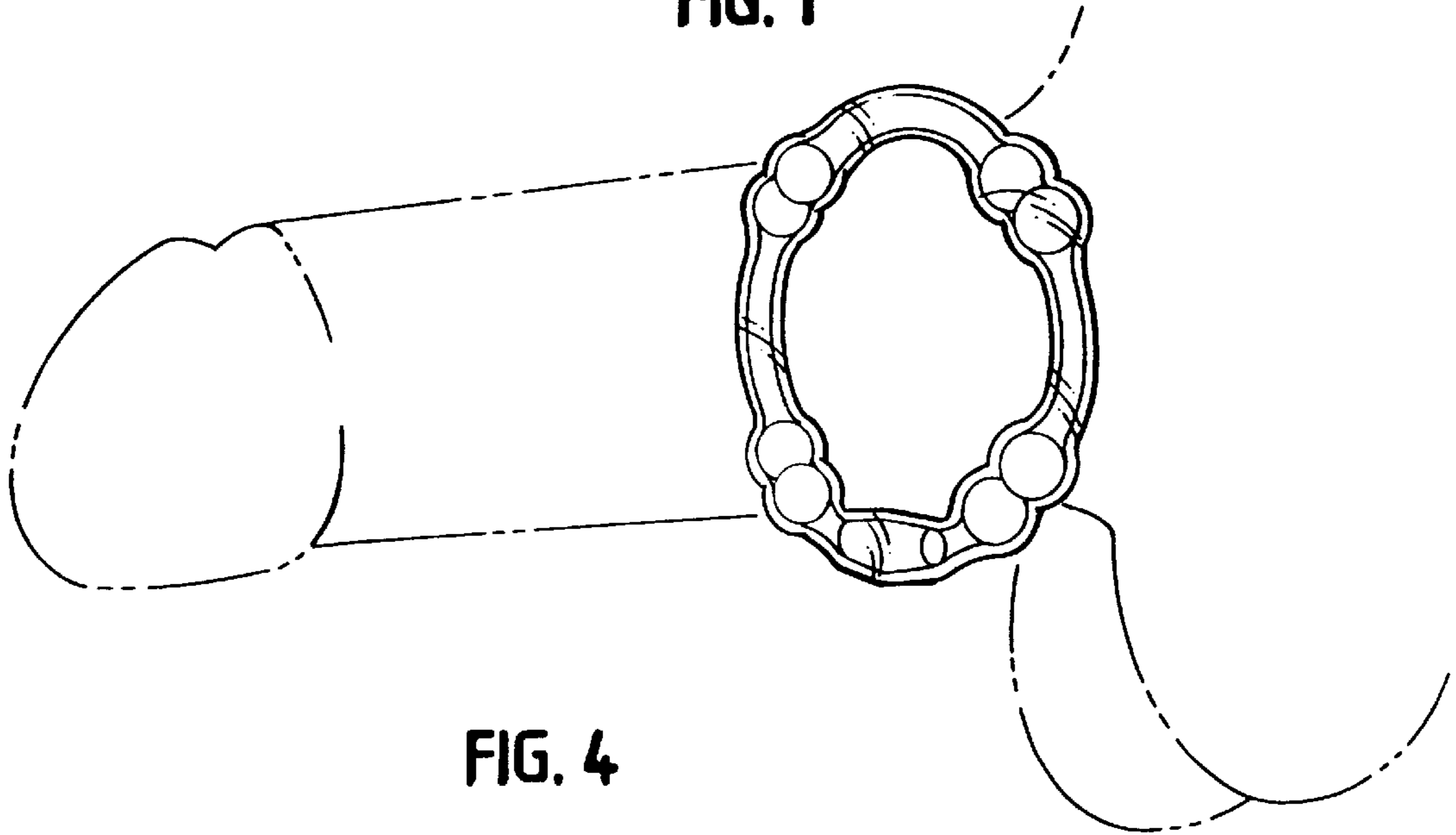


FIG. 4



FIG. 2

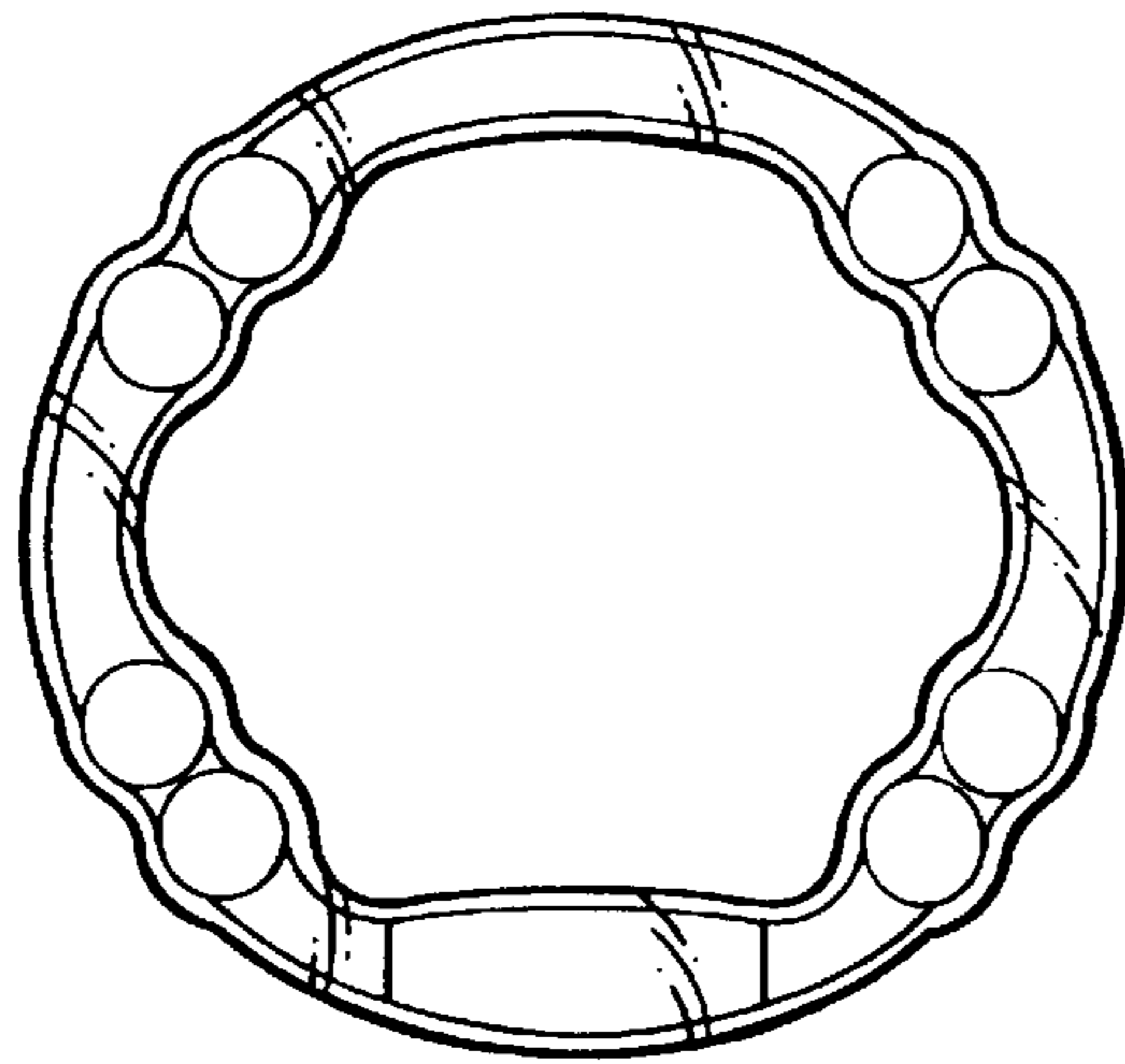


FIG. 3



FIG. 5

