



US00D431835S

# United States Patent [19] Cheng

[11] **Patent Number: Des. 431,835**

[45] **Date of Patent: \*\* Oct. 10, 2000**

[54] **PEN CLIP**

[76] Inventor: **Di Do Cheng**, 2F., No. 56-2, Lane 600,  
Wu Hsing Street, Taipei City, Taiwan

[\*\*] Term: **14 Years**

[21] Appl. No.: **29/116,995**

[22] Filed: **Jan. 14, 2000**

[51] **LOC (7) Cl.** ..... **19-06**

[52] **U.S. Cl.** ..... **D19/56; D19/54**

[58] **Field of Search** ..... D19/35, 36, 41-51,  
D19/53-58, 81-85; 401/104, 105, 106,  
202, 243-247, 262; 24/11 R, 11 F, 11 C,  
11 PP, 11 M; 40/334

[56] **References Cited**

**U.S. PATENT DOCUMENTS**

D. 135,890	6/1943	Kahn	.....	D19/56
D. 153,656	5/1949	Winter	.....	D19/56
1,263,327	4/1918	Kristofek	.....	40/334

1,388,219	8/1921	Thompson	.....	40/334
1,412,938	4/1922	Walket	.....	24/11 R
1,468,562	9/1923	Gilman	.....	24/11 F
1,479,957	1/1924	Cruver	.....	24/11 R

*Primary Examiner*—Martie K. Holtje  
*Attorney, Agent, or Firm*—Rabin & Champagne, P.C.

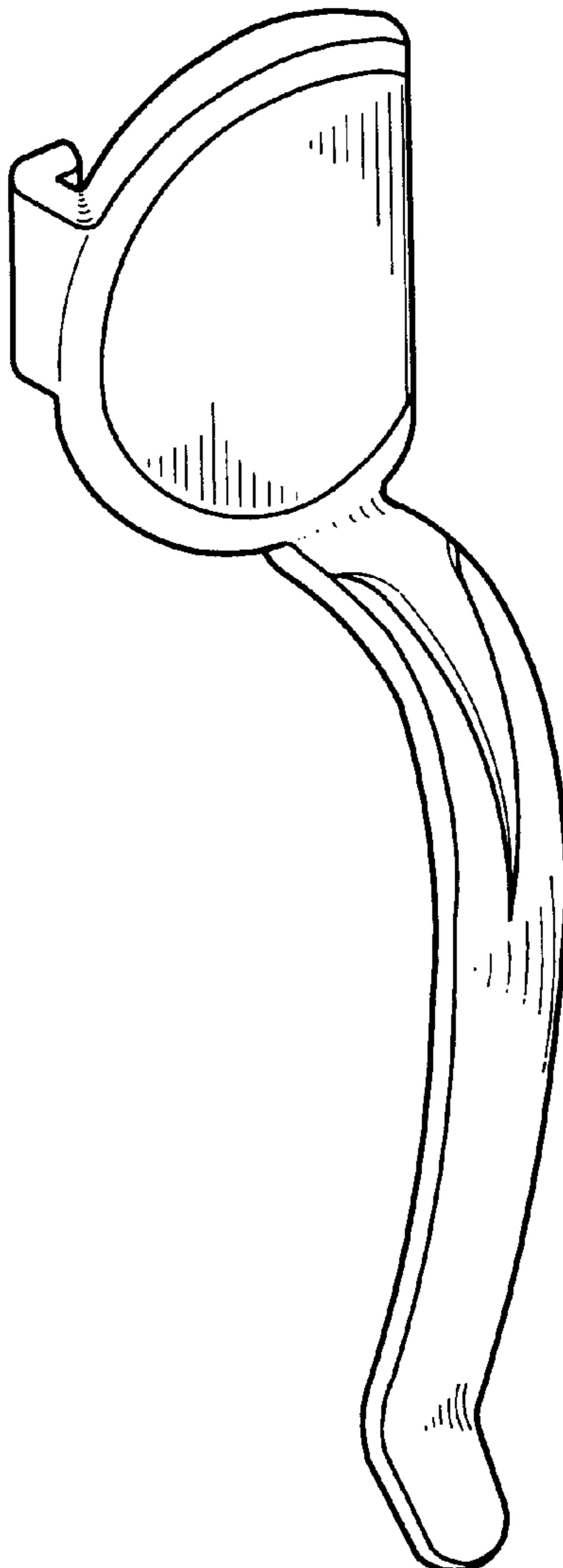
[57] **CLAIM**

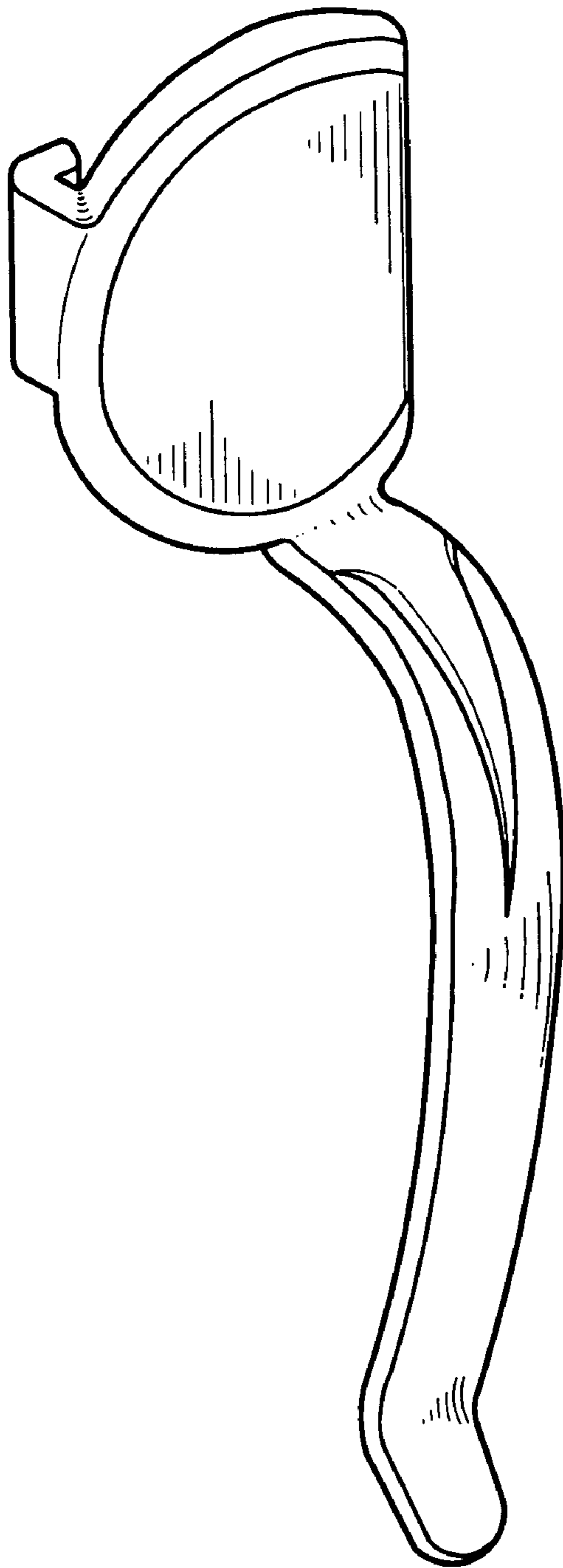
The ornamental design for a pen clip, as shown and described.

**DESCRIPTION**

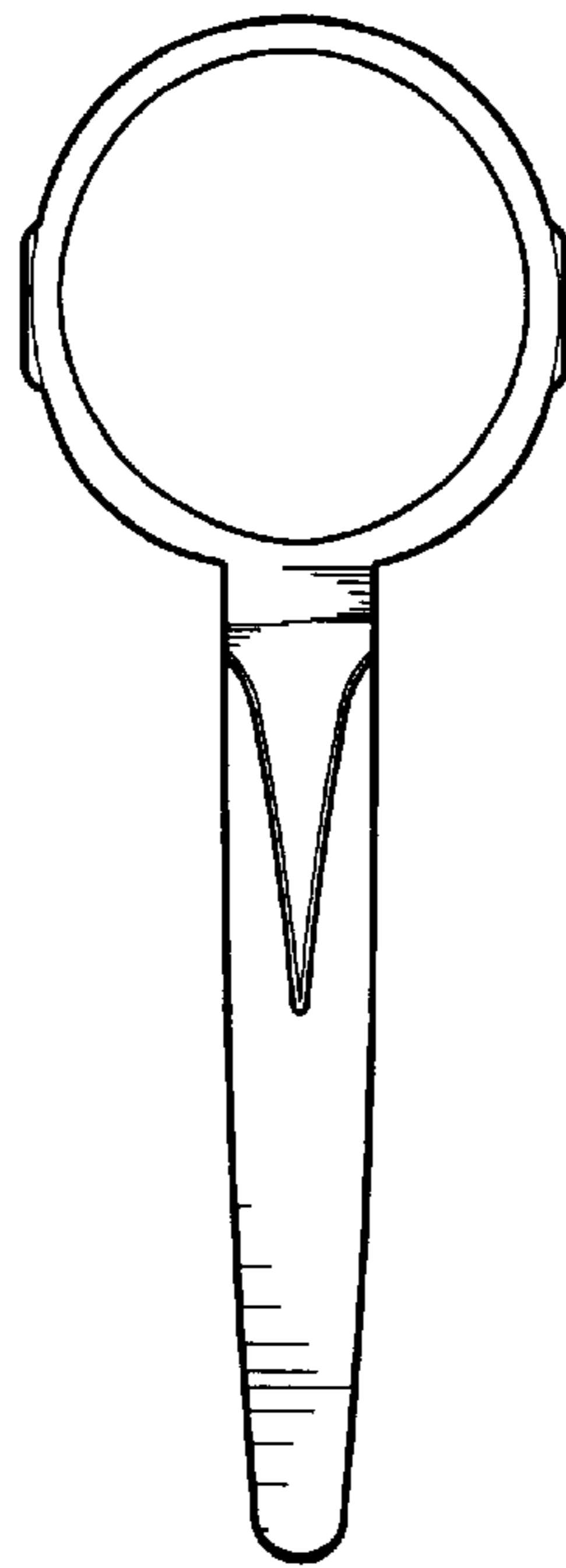
FIG. 1 is a perspective view of a pen clip showing my new design;  
FIG. 2 is a front view thereof;  
FIG. 3 is a rear view thereof;  
FIG. 4 is a left side view thereof;  
FIG. 5 is a right side view thereof;  
FIG. 6 is a top view thereof; and,  
FIG. 7 is a bottom view thereof.

**1 Claim, 4 Drawing Sheets**

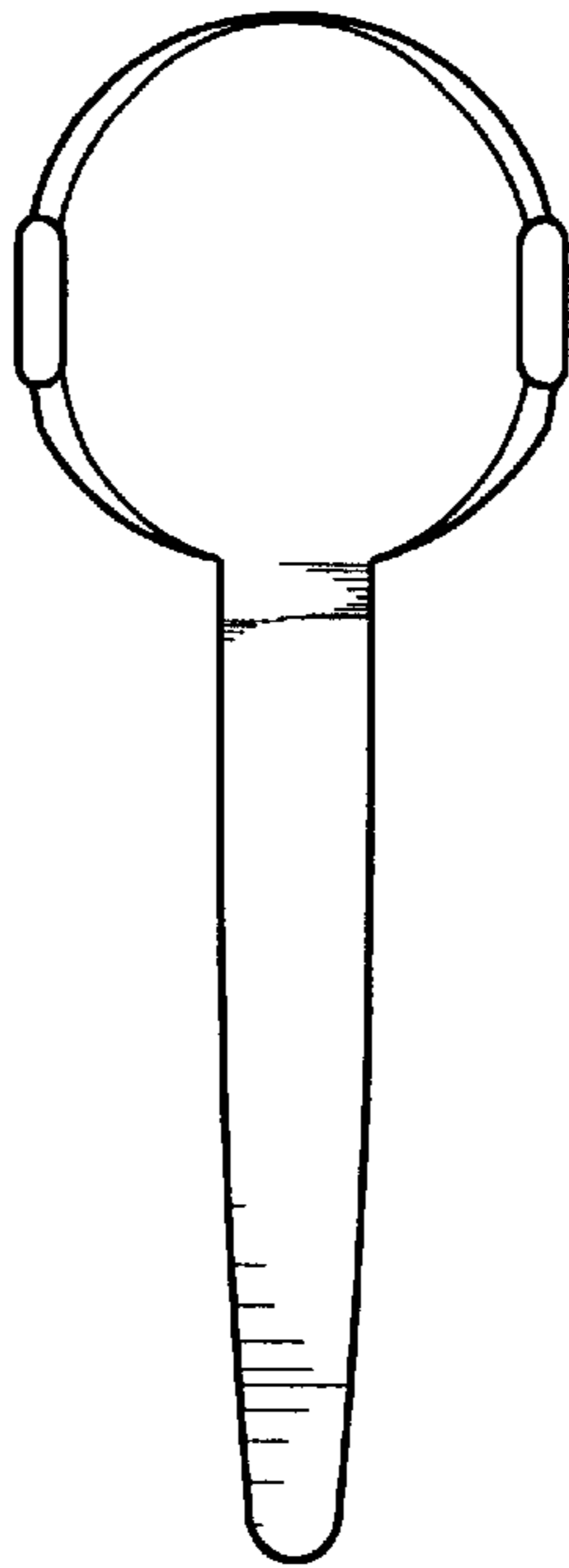





*FIG. 1*




*FIG. 2*



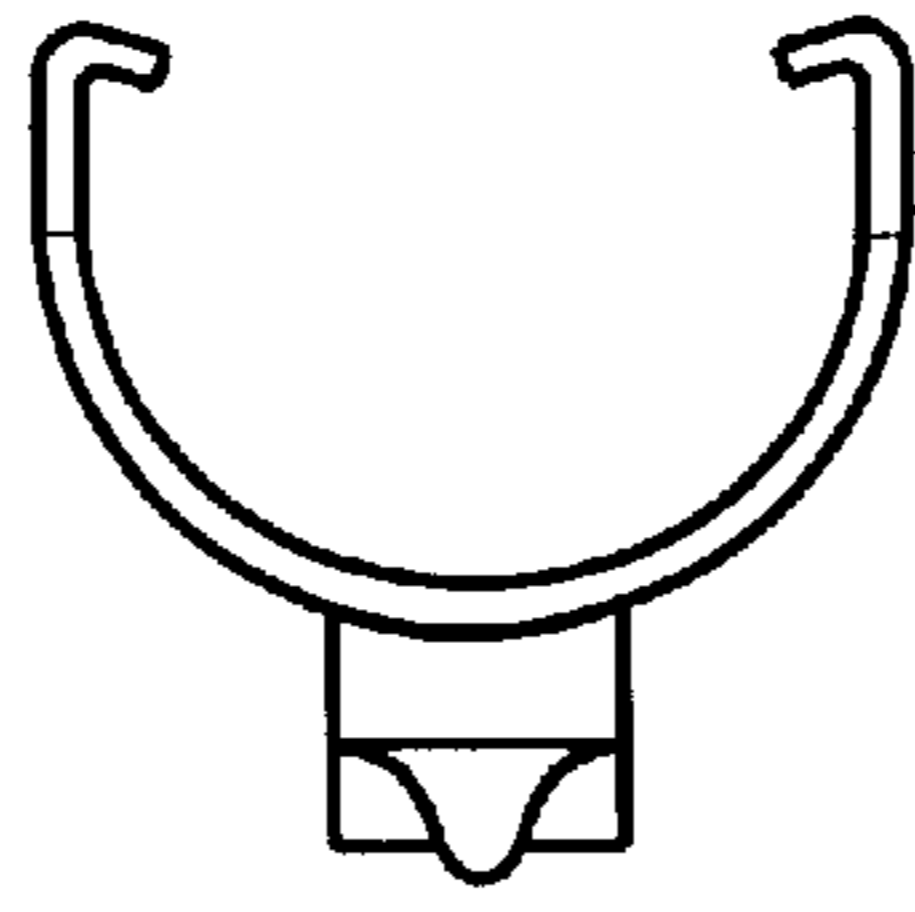
*FIG. 3*



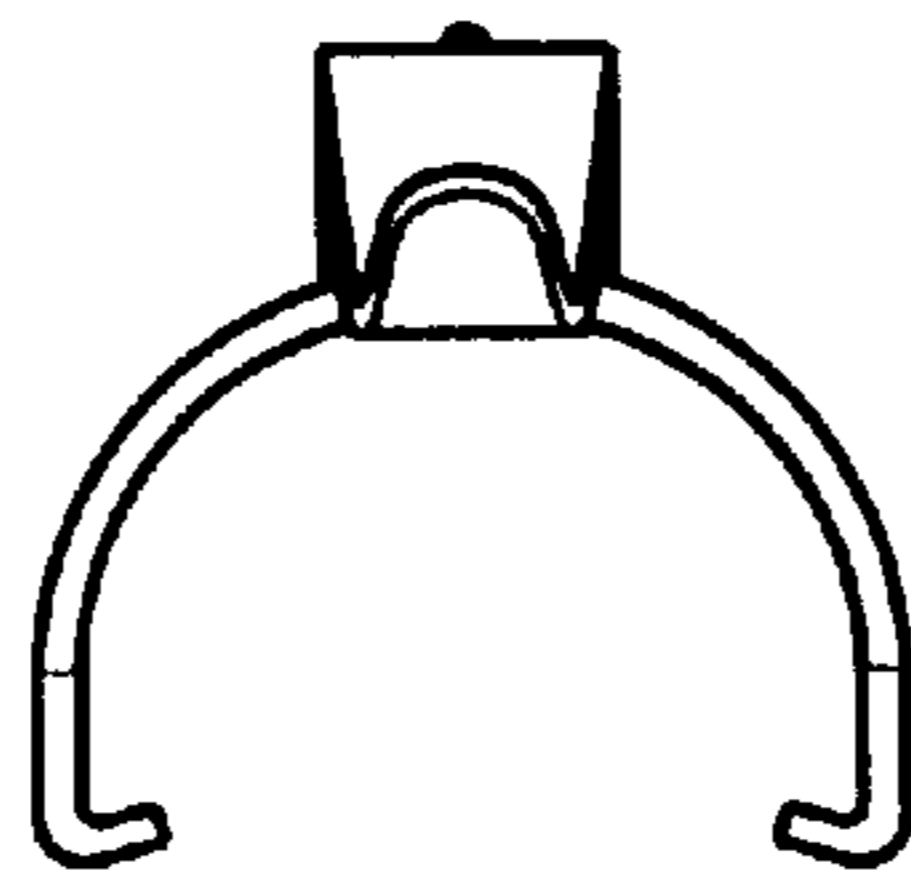
*FIG. 4*



*FIG. 5*



*FIG. 6*



*FIG. 7*