



US00D431834S

United States Patent [19] Petzold

[11] Patent Number: Des. 431,834

[45] Date of Patent: ** Oct. 10, 2000

[54] COMBINED PEN AND RETAINING STRAP

D. 370,497 6/1996 Moore et al. D19/36
1,064,788 6/1913 Terry 24/11 R

[76] Inventor: Beverly Kay Petzold, 13405 Byars Rd.,
Grandview, Mo. 64030

Primary Examiner—Martie K. Holtje

[**] Term: 14 Years

[57] CLAIM

[21] Appl. No.: 29/113,490

The ornamental design for a combined pen and retaining strap, as shown and described.

[22] Filed: Nov. 5, 1999

DESCRIPTION

[51] LOC (7) Cl. 19-06

FIG. 1 is a front elevational view of the combined pen and retaining strap;

[52] U.S. Cl. D19/44; D19/36; D19/51

FIG. 2 is a rear elevational view of the combined pen and retaining strap of FIG. 1;

[58] Field of Search D19/35, 36, 41-51,
D19/53-58, 81-85; 401/52, 195; 24/11 R,
11 FE, 11 PP, 11 CC, 11 CT, 11 HC

FIG. 3 is a left side elevational view of the combined pen and retaining strap of FIG. 1;

[56] References Cited

U.S. PATENT DOCUMENTS

- D. 129,368 9/1941 Cummings D19/36
- D. 254,856 4/1980 Bajusz D19/44
- D. 299,659 1/1989 Lantz D19/36
- D. 338,037 8/1993 Miller et al. D19/44
- D. 344,288 2/1994 Dodson D19/44

FIG. 4 is a right side elevational view of the combined pen and retaining strap of FIG. 1;

FIG. 5 is a top plan view of the combined pen and retaining strap of FIG. 1; and,

FIG. 6 is a bottom plan view of the combined pen and retaining strap of FIG. 1.

1 Claim, 2 Drawing Sheets






Fig. 1




Fig. 2

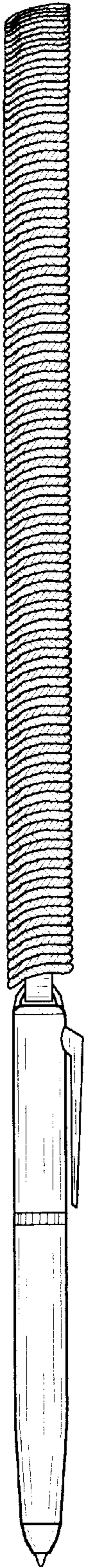


Fig. 3

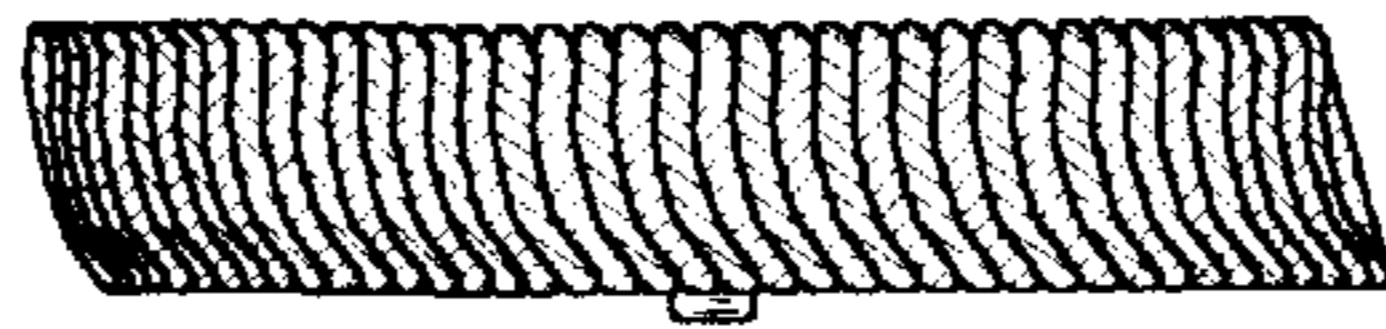


Fig. 5

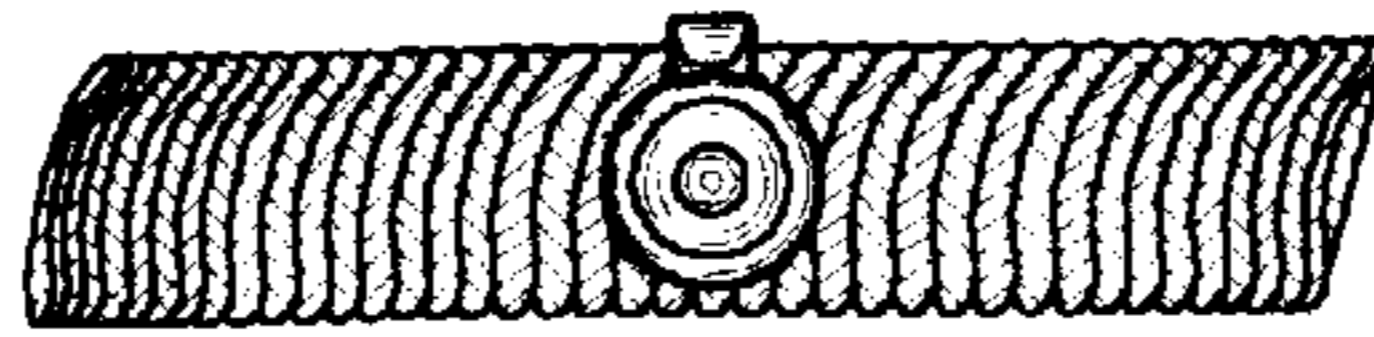


Fig. 6




Fig. 4