



US00D431818S

United States Patent [19]

[11] **Patent Number: Des. 431,818**

Bodnar et al.

[45] **Date of Patent: ** Oct. 10, 2000**

[54] **NUMERIC AND NAVIGATIONAL KEY SET FOR AN ELECTRONIC DEVICE**

[75] Inventors: **Eric O. Bodnar; Jennifer J. Lee**, both of Santa Cruz, Calif.

[73] Assignee: **Starfish Software, Inc.**, Scotts Valley, Calif.

[**] Term: **14 Years**

[21] Appl. No.: **29/112,136**

[22] Filed: **Oct. 9, 1999**

[51] **LOC (7) Cl. 14-03**

[52] **U.S. Cl. D14/247; D14/455**

[58] **Field of Search D14/137, 138, D14/147-148, 247-248, 250, 240, 140-142, 218, 346, 455, 456, 257; 379/433, 434, 364, 419, 420, 368, 428, 440; 455/550-575, 90; D13/164, 168**

[56] **References Cited**

U.S. PATENT DOCUMENTS

D. 299,137	12/1988	Soren et al.	D14/148
D. 345,158	3/1994	Namba et al.	D14/138
D. 346,164	4/1994	Shirakawa et al.	D14/138
D. 348,251	6/1994	Hendricks	D13/168
D. 354,059	1/1995	Hendricks	D14/218

D. 366,257	1/1996	Fraser et al.	D14/138
D. 366,459	1/1996	Kurokawa et al.	D13/164
D. 368,263	3/1996	Hendricks	D14/218
D. 380,207	6/1997	Wang et al.	D14/114
D. 388,430	12/1997	Harris et al.	D14/138
D. 388,783	1/1998	Harden et al.	D14/138
D. 396,233	7/1998	Renk et al.	D14/218
D. 409,204	5/1999	Vuolteenaho	D14/247
D. 416,881	11/1999	Ross	D14/115
5,973,757	10/1999	Aubuchon et al.	D14/218 X

Primary Examiner—Jeffrey Asch

[57] **CLAIM**

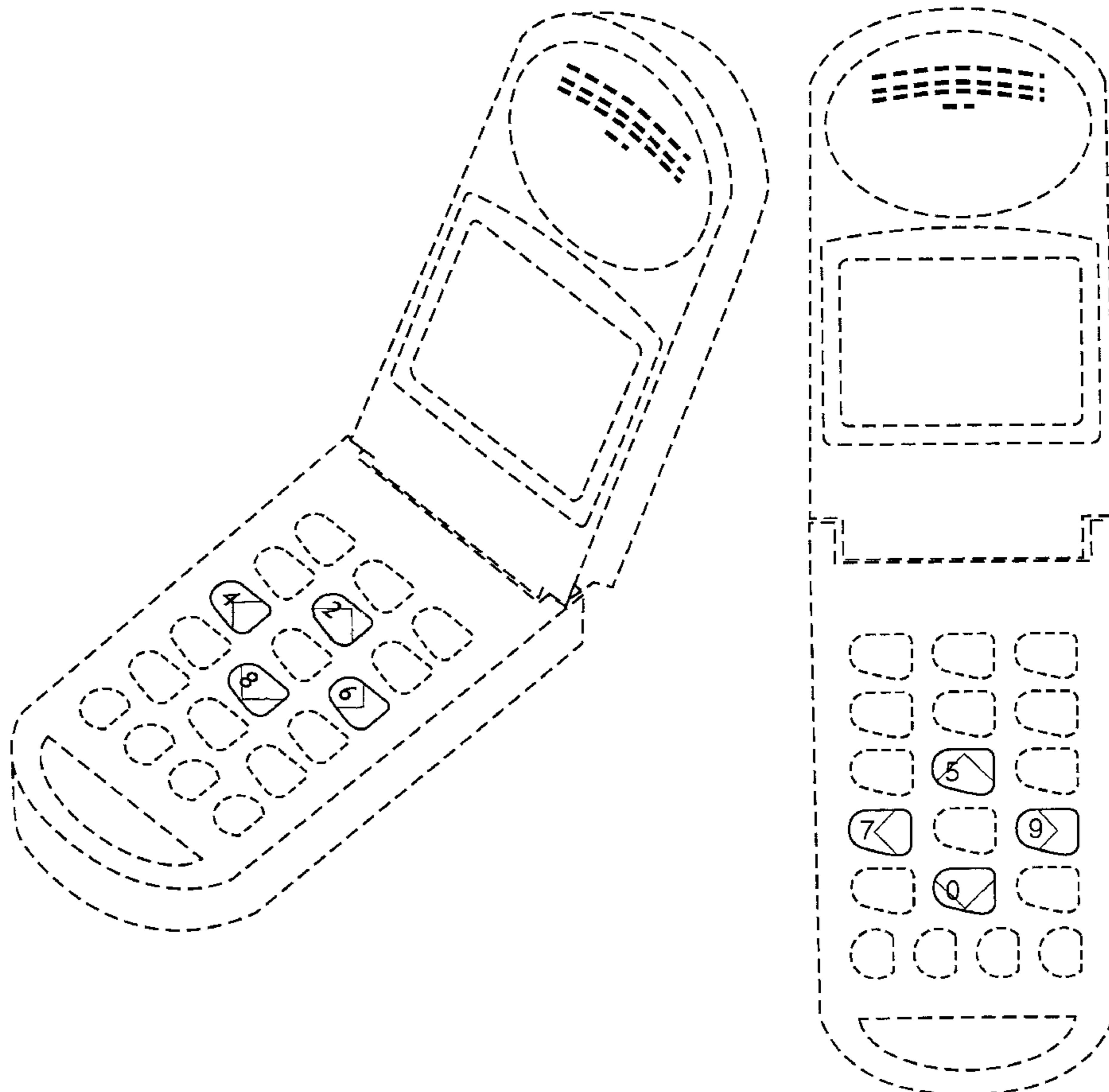
The ornamental design for a numeric and navigational key set for an electronic device, as shown and described.

DESCRIPTION

FIG. 1 is a perspective view of a numeric and navigational key set for an electronic device showing our new design; FIG. 2 is a front elevational view thereof; FIG. 3 is a front elevational view thereof without the broken line disclosure; and, FIG. 4 is a front elevational view of a second embodiment of that shown in FIG. 1.

The broken line showing of a portable telephone, in which the numeric and navigational key set for an electronic device may be embodied, in FIGS. 1, 2, and 4 is for illustrative purposes only and forms no part of the claimed design.

1 Claim, 4 Drawing Sheets



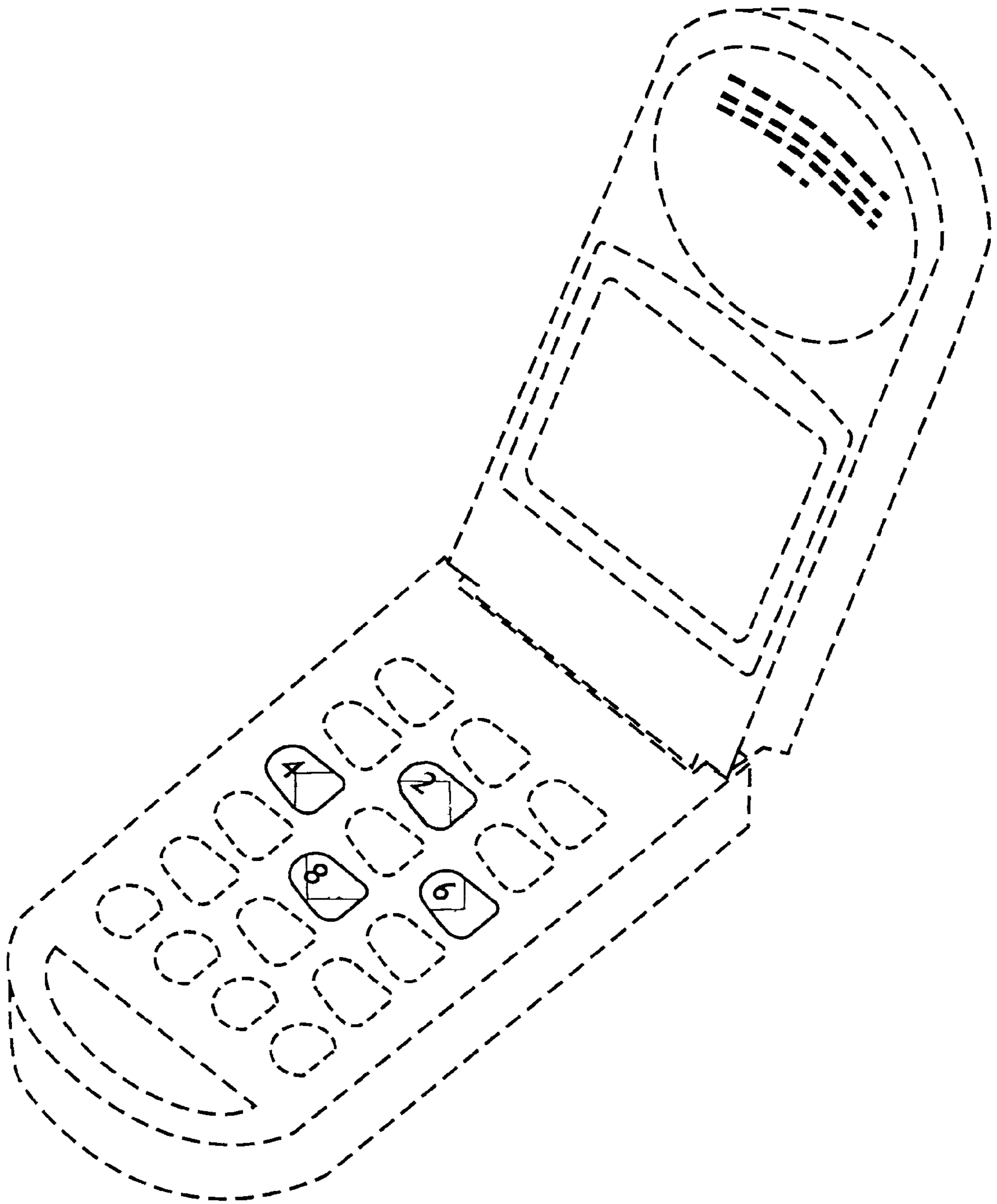


FIG. 1

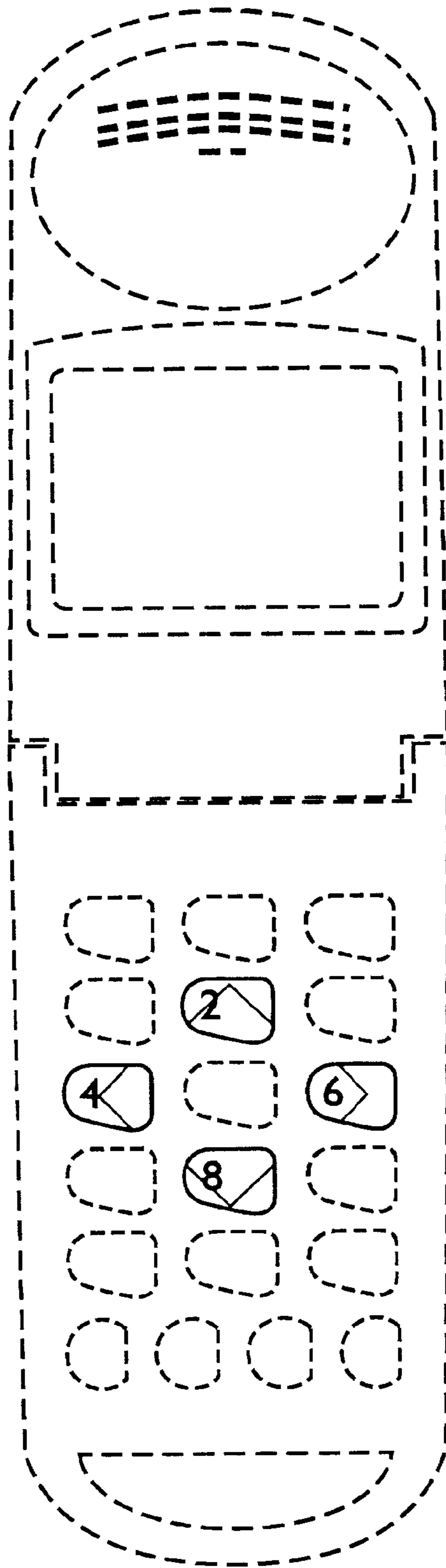


FIG. 2

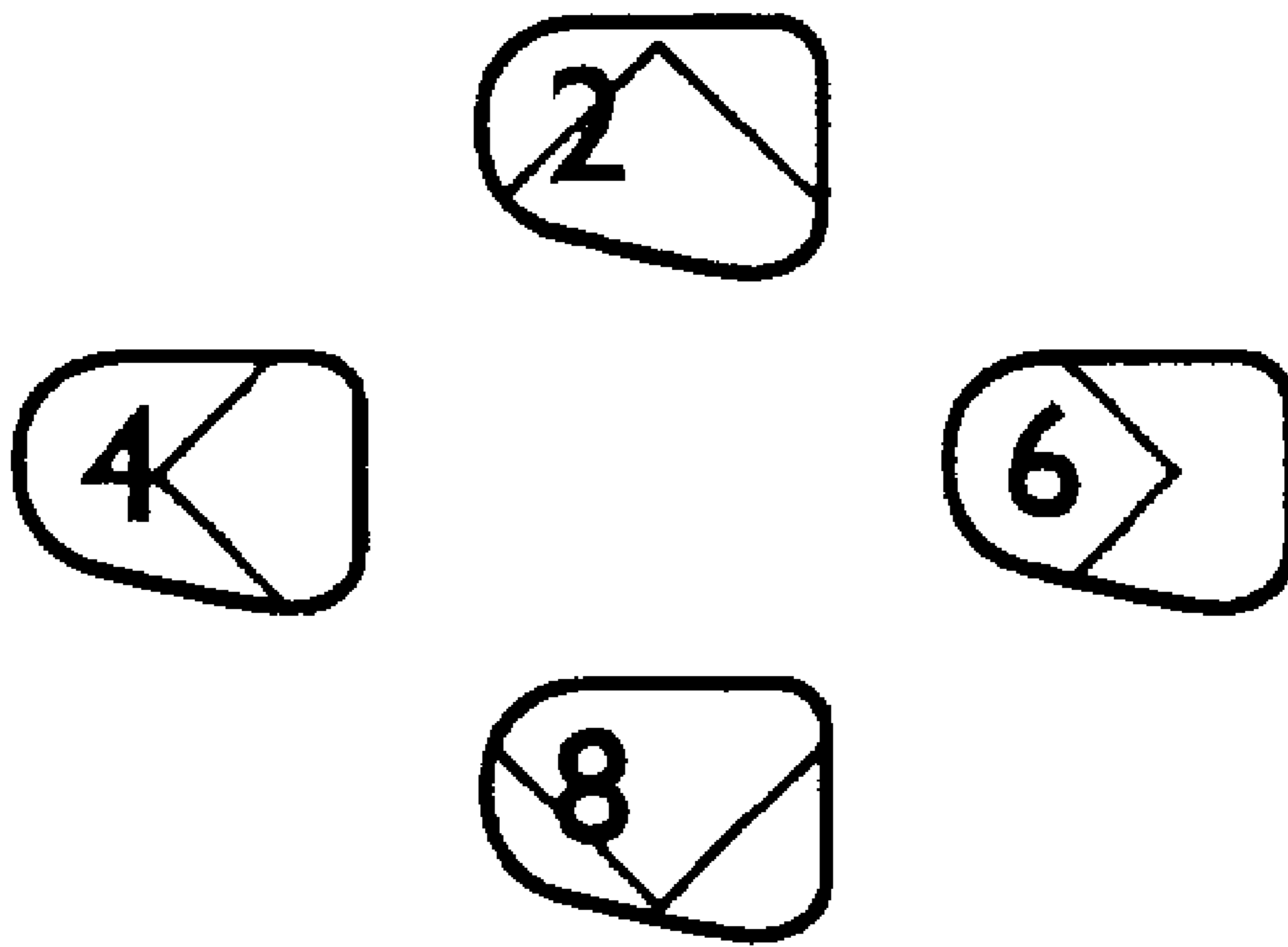


FIG. 3

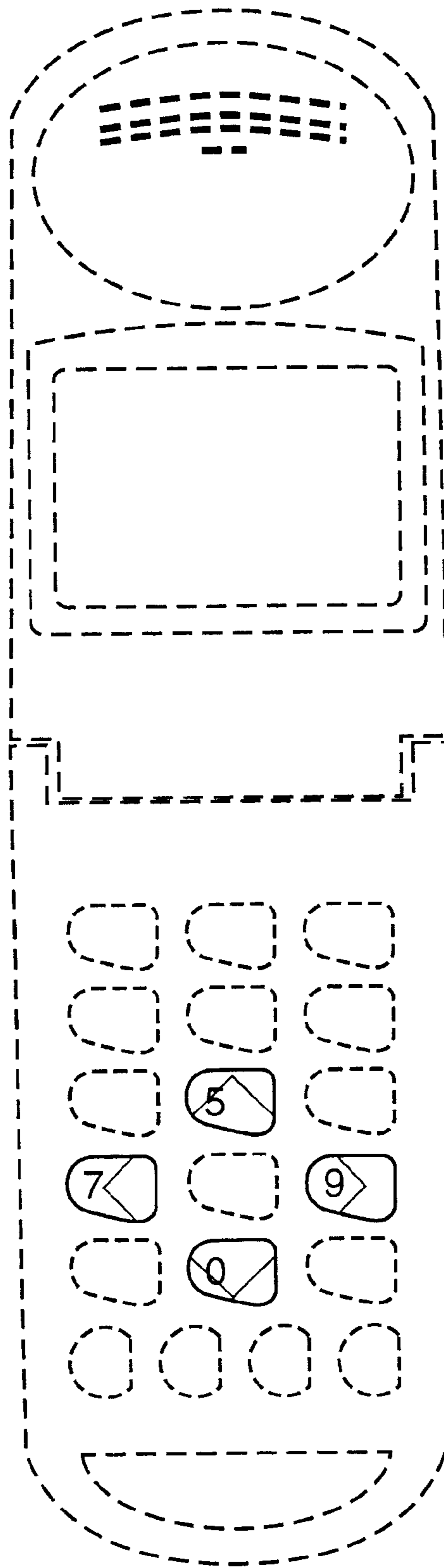


FIG. 4