



US00D431801S

United States Patent [19] Poling

[11] **Patent Number: Des. 431,801**
[45] **Date of Patent: ** Oct. 10, 2000**

[54] **TIRE TREAD**

[75] Inventor: **David Charles Poling**, Uniontown, Ohio

[73] Assignee: **The Goodyear Tire & Rubber Company**, Akron, Ohio

[**] Term: **14 Years**

[21] Appl. No.: **29/101,837**

[22] Filed: **Mar. 11, 1999**

[51] **LOC (7) Cl.** **12-15**

[52] **U.S. Cl.** **D12/151; D12/147**

[58] **Field of Search** **D12/136-152; 152/209.1, 209.8, 209.9, 209.11, 209.13, 209.28, 900, 902, 903**

[56] **References Cited**

U.S. PATENT DOCUMENTS

D. 226,543	3/1973	Neale .	
D. 231,673	5/1974	Nanpei .	
D. 237,374	10/1975	Hutz et al. .	
D. 272,057	1/1984	Baus	D12/151
D. 275,385	9/1984	Lindner et al. .	
D. 287,842	1/1987	Hatakenaka .	
D. 288,084	2/1987	Hatakenaka	D12/151
D. 312,231	11/1990	Guspodin .	
D. 315,124	3/1991	Baus .	
D. 315,538	3/1991	Graas	D12/149
D. 336,067	6/1993	Fujii .	
D. 336,268	6/1993	Bondini .	
D. 341,558	11/1993	Matsushita et al. .	
D. 344,049	2/1994	Brown et al.	D12/147

D. 344,056	2/1994	Graas et al.	D12/151
D. 345,722	4/1994	Hitzky et al. .	
D. 351,818	10/1994	Pierot et al. .	
D. 352,488	11/1994	Siramy .	
D. 377,636	1/1997	Hamamoto et al. .	
D. 388,036	12/1997	Labbe et al.	D12/151
D. 390,819	2/1998	Blankenship et al.	D12/147
D. 392,922	3/1998	Heinen .	
D. 397,655	9/1998	Takada	D12/147
D. 403,284	12/1998	Le	D12/151

FOREIGN PATENT DOCUMENTS

93-0556 9/1993 Sweden .

Primary Examiner—Robert M. Spear
Attorney, Agent, or Firm—T P Lewandowski

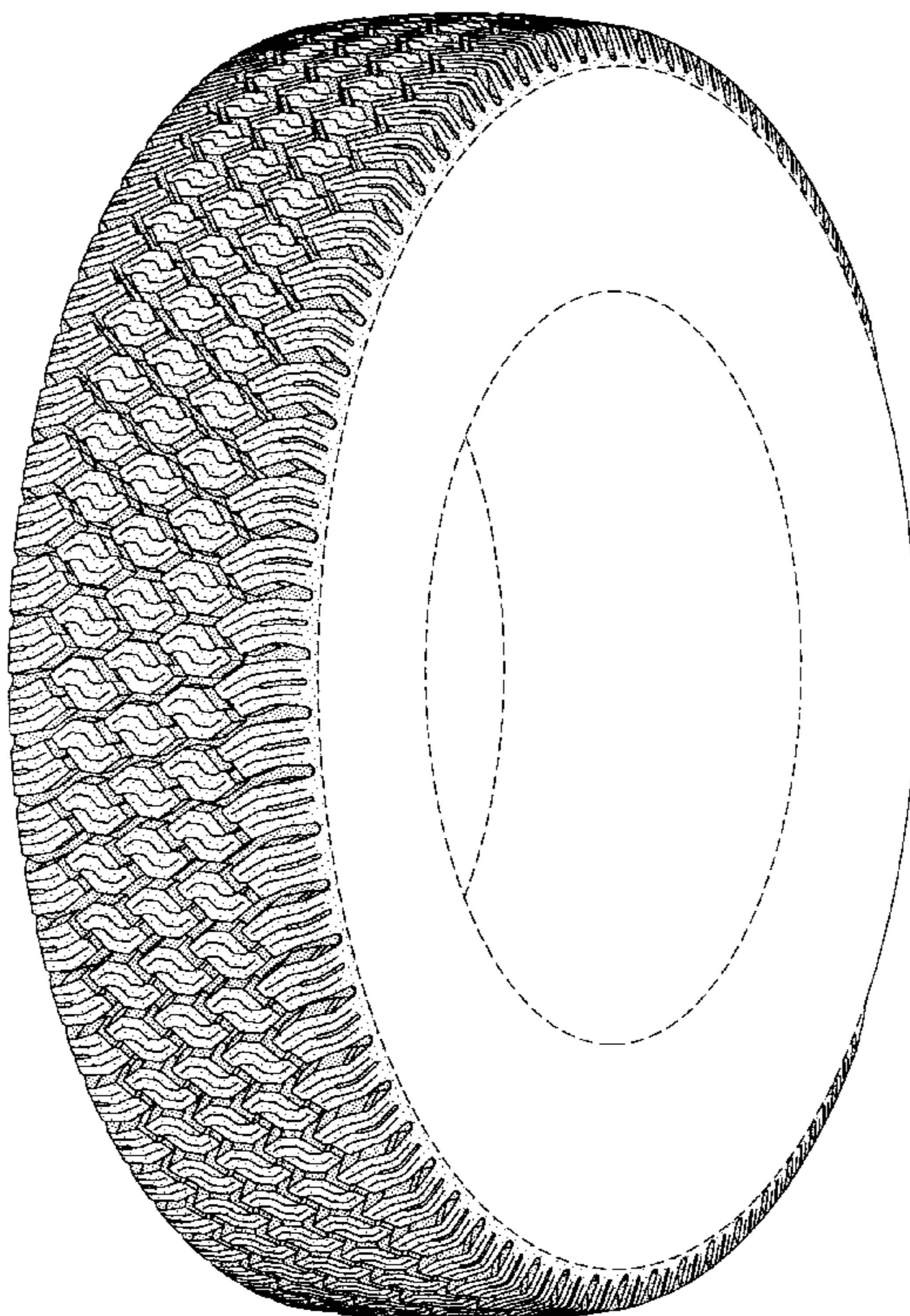
[57] **CLAIM**

The ornamental design for a tire tread, as shown and described.

DESCRIPTION

FIG. 1 is a perspective view of a tire tread showing our new design, it being understood that the pattern repeats uniformly throughout the circumference of the tread; FIG. 2 is a front elevational view thereof; FIG. 3 is a side elevational view thereof, the opposite side elevational view being identical thereto; and, FIG. 4 is an enlarged fragmentary perspective view. In the drawings, the broken lines defining the inner bead of the sidewall and the peripheral boundary between the tire tread and the sidewall are for illustrative purposes only and form no part of the claimed design.

1 Claim, 4 Drawing Sheets



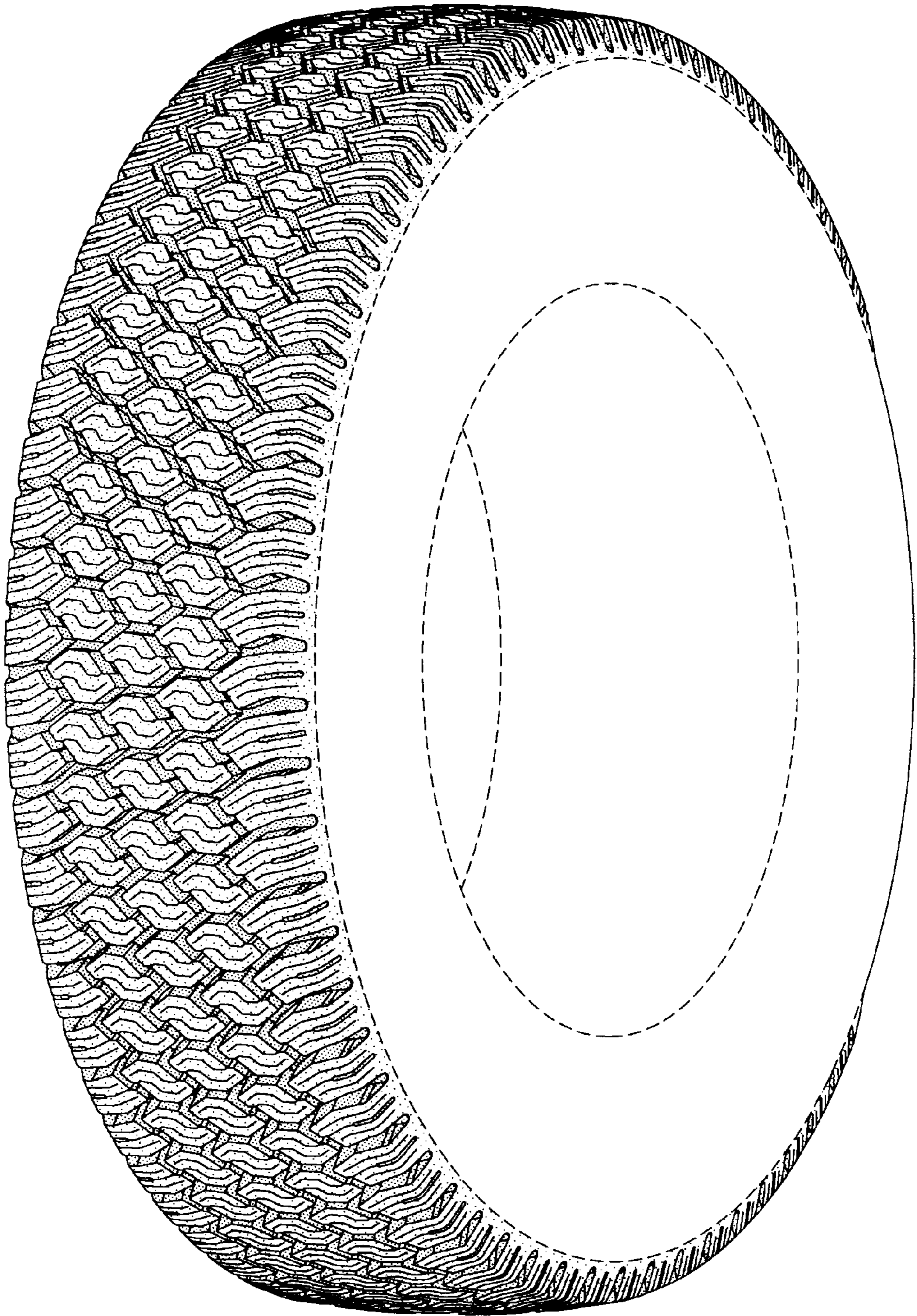


FIG-1




FIG-2

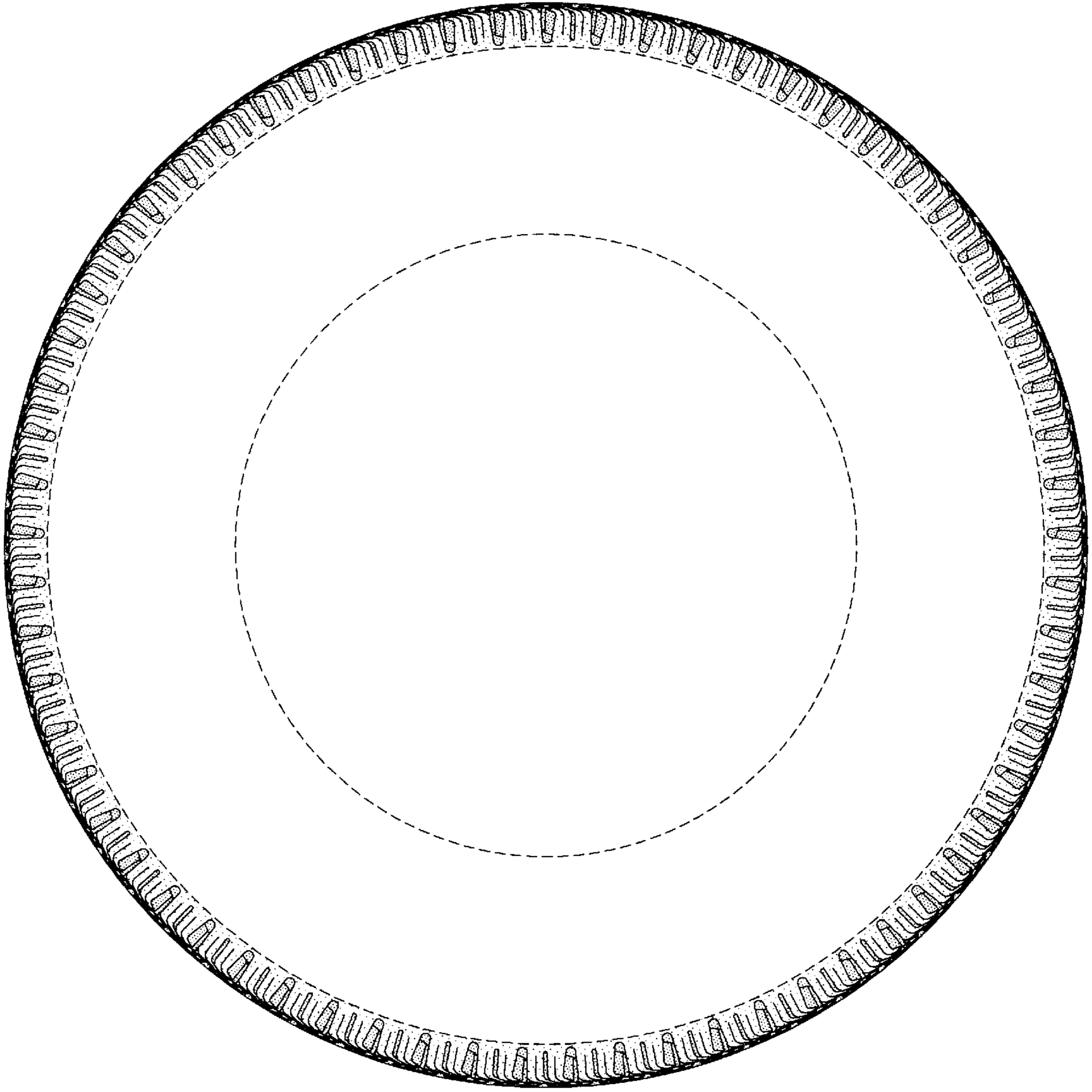


FIG-3

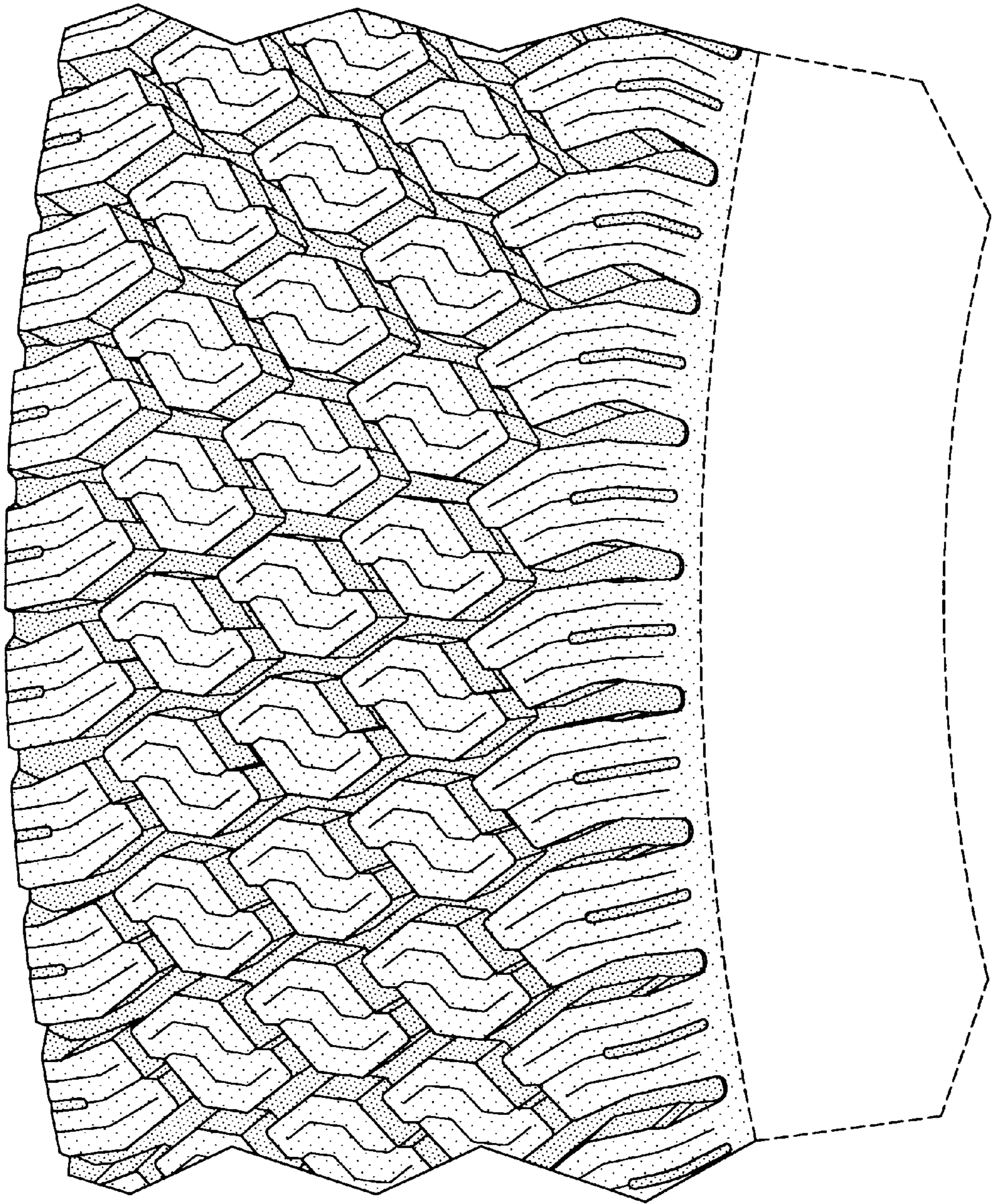


FIG-4