



US00D431797S

United States Patent [19]
McCoy et al.

[11] **Patent Number: Des. 431,797**

[45] **Date of Patent: ** Oct. 10, 2000**

[54] **BIKE DEFLECTOR**

[75] Inventors: **Richard W. McCoy**, Granger; **George O. Snook**, South Bend, both of Ind.

[73] Assignee: **Reese Products, Inc.**, Elkhart, Ind.

[**] Term: **14 Years**

[21] Appl. No.: **29/110,739**

[22] Filed: **Sep. 10, 1999**

[51] **LOC (7) Cl.** **12-11**

[52] **U.S. Cl.** **D12/114; D12/182**

[58] **Field of Search** **D12/114, 111, D12/110, 182; 296/78.1; 280/288.4**

[56] **References Cited**

U.S. PATENT DOCUMENTS

D. 245,329	8/1977	Wiegert	D12/182
D. 285,428	9/1986	Cline	D12/182
D. 330,184	10/1992	Ruana	.	
D. 345,725	4/1994	Camfield	D12/182
D. 354,037	1/1995	Dhersynski	D12/182
D. 361,543	8/1995	Haney et al.	D12/182

D. 374,848	10/1996	Liles et al.	.	
D. 380,184	6/1997	Hertz, Jr.	D12/182
5,094,502	3/1992	Mote	.	

Primary Examiner—Melody N. Brown
Attorney, Agent, or Firm—King and Schickli, PLLC

[57] **CLAIM**

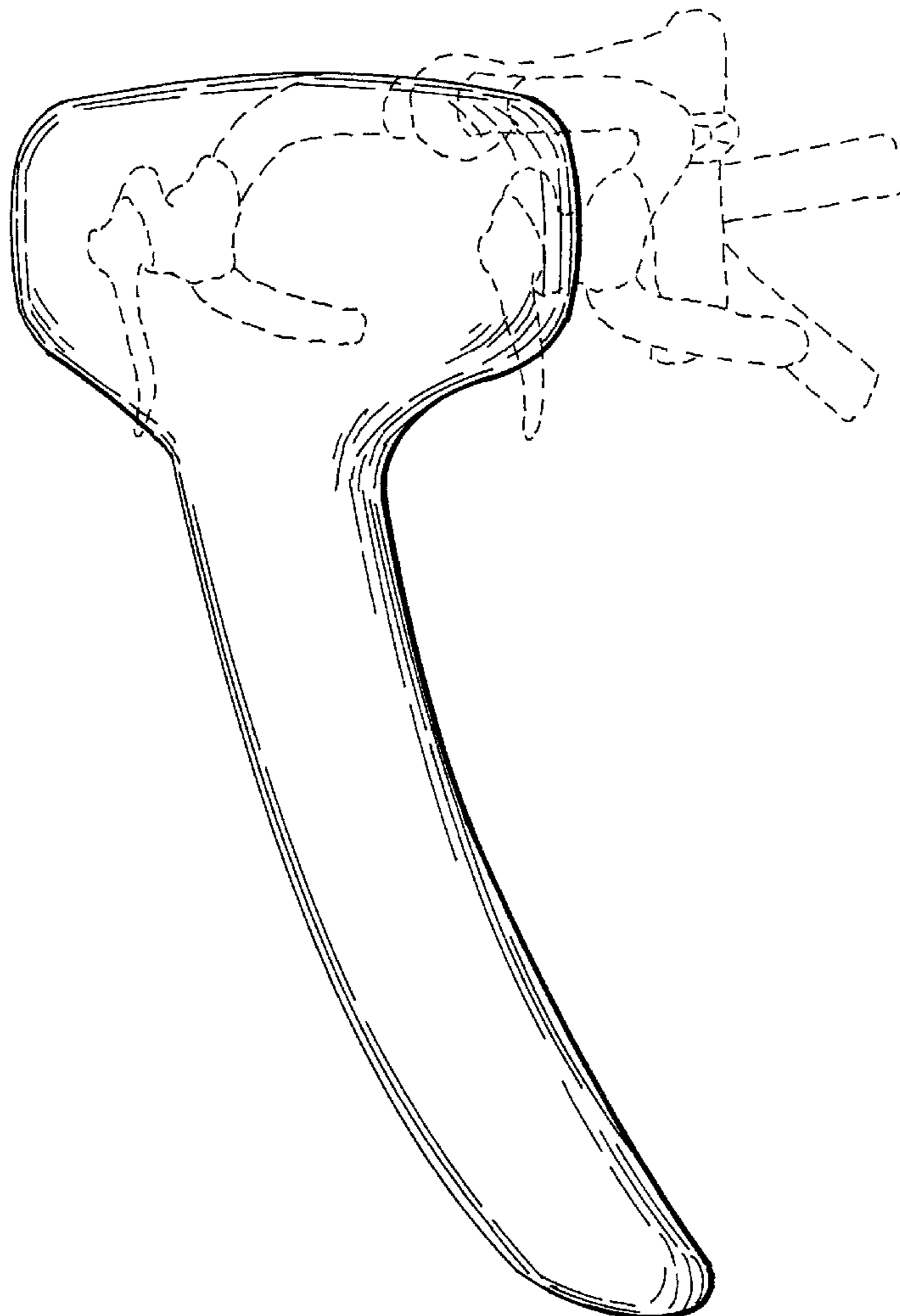
The ornamental design of a bike deflector, as shown and described.

DESCRIPTION

FIG. 1 is a perspective view of the bike deflector of the present invention;
FIG. 2 is a front elevational view thereof;
FIG. 3 is a right side elevational view, the left side elevational view being a substantial mirror image thereof;
FIG. 4 is a rear elevational view thereof;
FIG. 5 is a top plan view thereof; and,
FIG. 6 is a bottom plan view thereof.

The broken line structure shown in FIG. 1 drawing view is for illustrative purposes only and form no part of the claimed design.

1 Claim, 3 Drawing Sheets



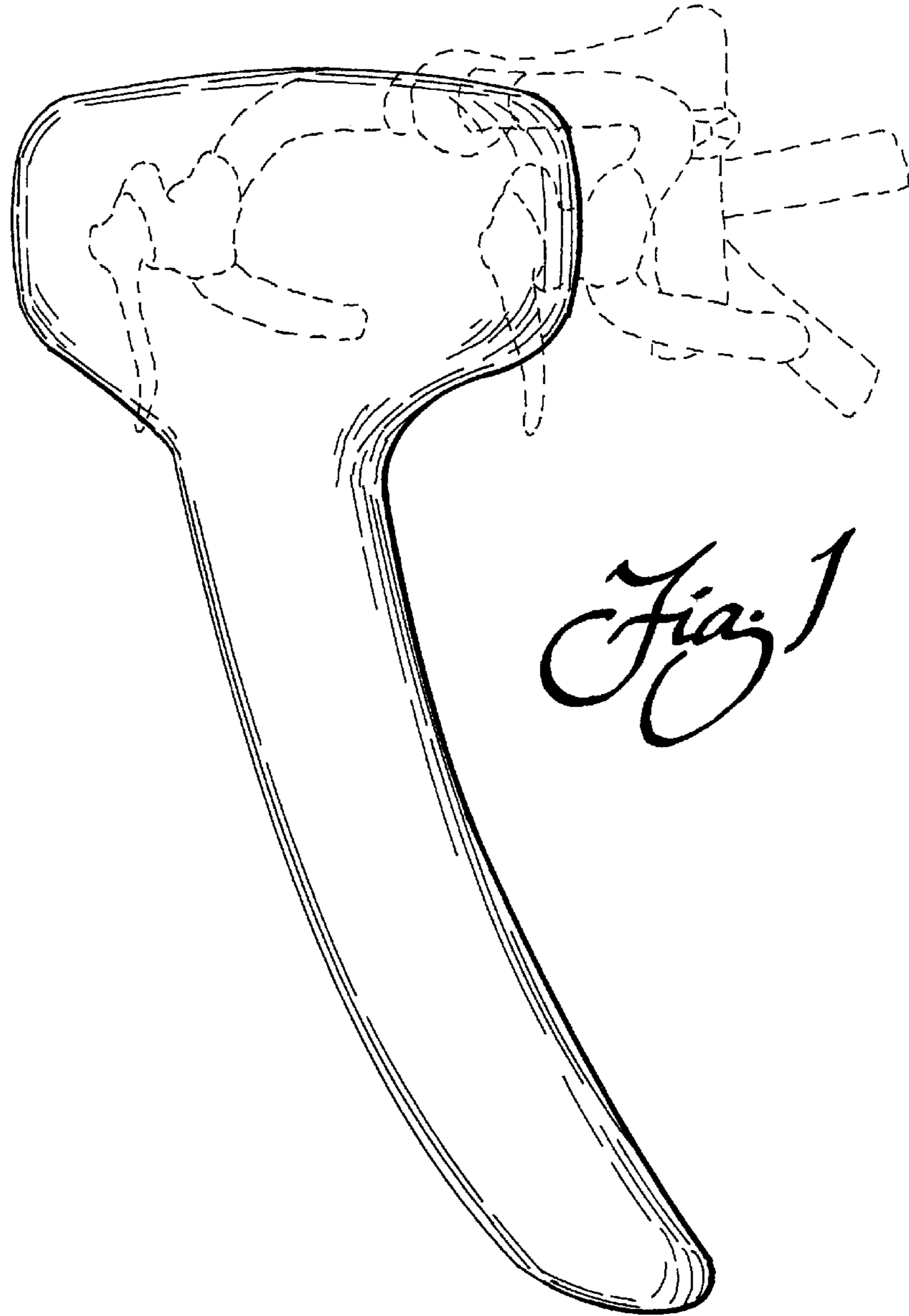


Fig. 1




Fig. 5

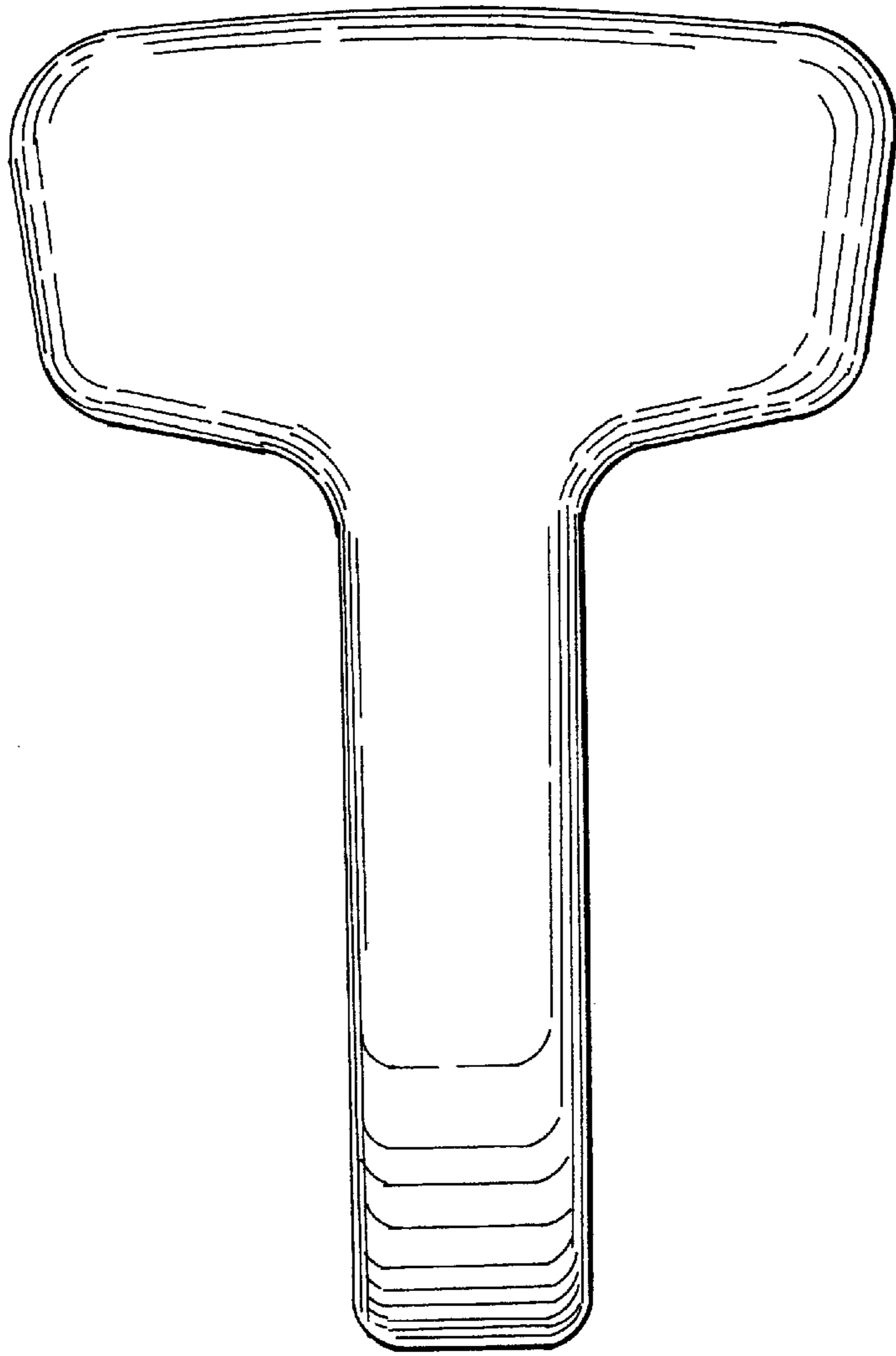


Fig. 2

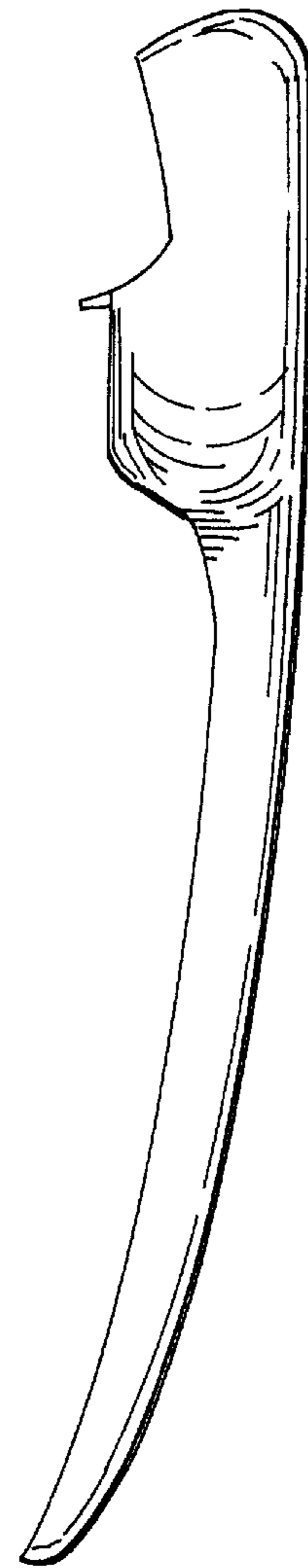


Fig. 3

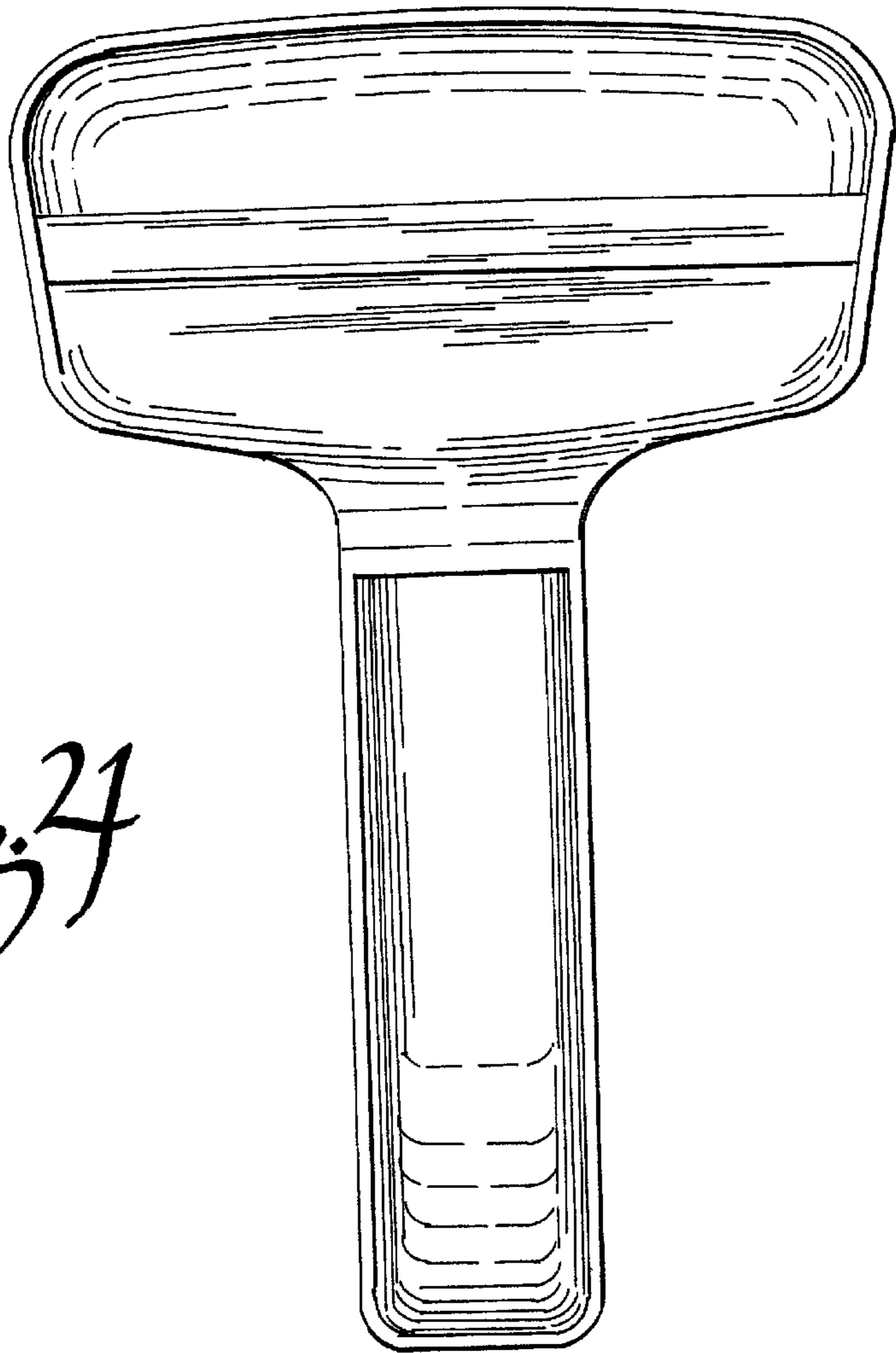


Fig. 4




Fig. 6