



US00D431786S

United States Patent [19]

Bodino

[11] **Patent Number: Des. 431,786**

[45] **Date of Patent: ** Oct. 10, 2000**

[54] **WRISTWATCH**

[75] Inventor: **Giampiero Bodino**, Milan, Italy

[73] Assignee: **Gucci Timepieces SA**, Lengnau, Switzerland

[**] Term: **14 Years**

[21] Appl. No.: **29/115,189**

[22] Filed: **Dec. 10, 1999**

[30] **Foreign Application Priority Data**

Jul. 5, 1999 [XH] Hague Agreement DMA/004 568

[51] **LOC (7) Cl.** **10-02**

[52] **U.S. Cl.** **D10/32; D10/39**

[58] **Field of Search** D10/1-40, 122-132;
D11/3-25; 63/1.1, 3, 5, 11; 368/276-277,
280-282, 285

[56] **References Cited**

U.S. PATENT DOCUMENTS

D. 102,842 1/1937 Ritter .
D. 123,888 12/1940 Koven D10/32

274,752 3/1883 Foley .
D. 340,649 10/1993 Iwamura D10/32
D. 352,471 11/1994 Besson D10/39
D. 356,041 3/1995 Bulgari D10/39
D. 401,512 11/1998 Coquerel D10/32
D. 403,599 1/1999 Emmenegger D10/39
D. 421,918 3/2000 Bodino D10/32
D. 421,920 3/2000 Bodino D10/32

Primary Examiner—Nelson C. Holtje
Attorney, Agent, or Firm—Sughrue, Mion, Zinn, Macpeak & Seas, PLLC

[57] **CLAIM**

The ornamental design for a wristwatch, as shown.

DESCRIPTION

FIG. 1 is a perspective view of the front and one side of a disk wristwatch showing my new design;
FIG. 2 is a front view thereof;
FIG. 3 is a rear view thereof;
FIG. 4 is a side view of said one side thereof;
FIG. 5 is a side view of the opposite side thereof;
FIG. 6 is an end view of one end thereof; and,
FIG. 7 is an end view of the opposite end thereof.

1 Claim, 2 Drawing Sheets



FIG. 1



FIG. 2




FIG. 3




FIG. 4




FIG. 6




FIG. 5




FIG. 7

