



US00D431785S

United States Patent [19] Tavenas

[11] Patent Number: **Des. 431,785**

[45] Date of Patent: **** Oct. 10, 2000**

[54] **WRISTWATCH**

[75] Inventor: **Gerard Tavenas**, Paris, France

[73] Assignee: **Lalique**, Paris, France

[**] Term: **14 Years**

[21] Appl. No.: **29/114,537**

[22] Filed: **Nov. 29, 1999**

[30] **Foreign Application Priority Data**

Aug. 9, 1999 [XH] Hague Agreement DM/048 722

[51] **LOC (7) Cl.** **10-02**

[52] **U.S. Cl.** **D10/32; D10/39**

[58] **Field of Search** D10/1-40, 122-132;
D11/3-25; 63/1.1, 3, 5, 11; 368/276-277,
280-282, 285

[56] **References Cited**

U.S. PATENT DOCUMENTS

D. 62,598 7/1923 Basteim D10/35
D. 72,356 4/1927 Dinhofer D10/35

D. 78,958 7/1929 Wewetzer D10/32
D. 83,764 3/1931 Stegeman D10/32
D. 124,198 12/1940 Paxton .
D. 171,005 12/1953 Nolin D10/32 X
D. 340,871 11/1993 Iwamura D10/32
1,898,402 2/1933 Smith .
2,442,546 6/1948 Lipschitz .

Primary Examiner—Nelson C. Holtje
Attorney, Agent, or Firm—Young & Thompson

[57] **CLAIM**

The ornamental design for a wristwatch, as shown.

DESCRIPTION

FIG. 1 is a perspective view of a wristwatch, showing my new design;
FIG. 2 is a front elevational view thereof;
FIG. 3 is a side elevational view thereof from the left of FIG. 2;
FIG. 4 is a side elevational view thereof from the right of FIG. 2; and,
FIG. 5 is a rear elevational view thereof.

1 Claim, 4 Drawing Sheets





FIG. 1

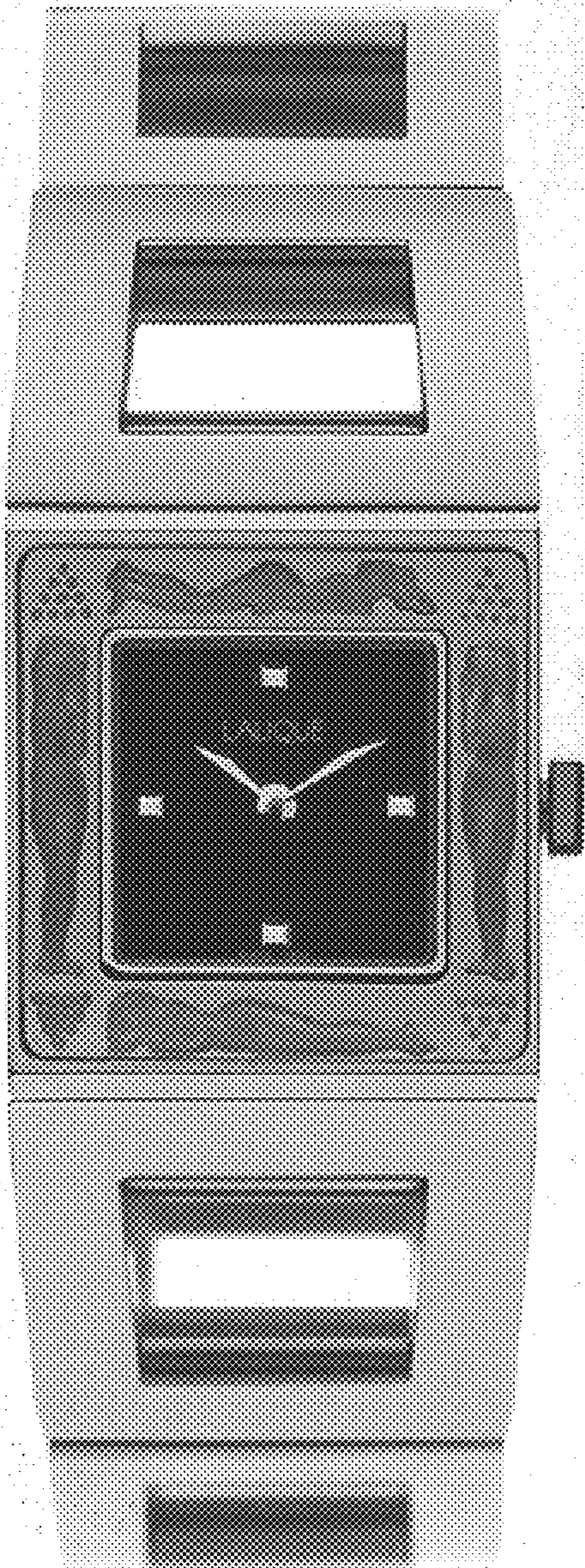


FIG. 2

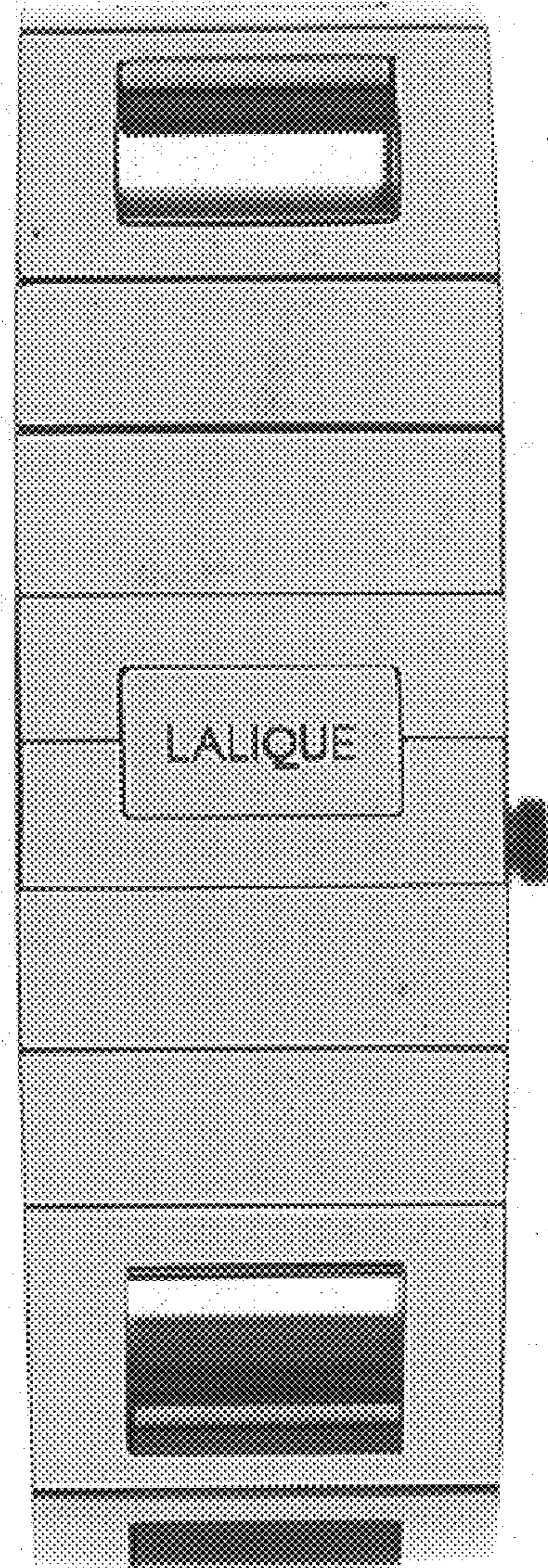


FIG. 5




FIG. 3




FIG. 4