



US00D431784S

# United States Patent [19]

Vananty

[11] Patent Number: **Des. 431,784**

[45] Date of Patent: **\*\* Oct. 10, 2000**

[54] **WRISTWATCH**

[75] Inventor: **Dominique Vananty**, Trelex,  
Switzerland

[73] Assignee: **Gucci Timepieces SA**, Lengnau,  
Switzerland

[\*\*] Term: **14 Years**

[21] Appl. No.: **29/112,955**

[22] Filed: **Oct. 27, 1999**

[30] **Foreign Application Priority Data**

Apr. 29, 1999 [XH] Hague Agreement ..... DMA/004491

[51] **LOC (7) Cl.** ..... **10-02**

[52] **U.S. Cl.** ..... **D10/32; D10/39**

[58] **Field of Search** ..... D10/1-40, 122-132;  
D11/3-25; 63/1.1, 3, 5, 11; 368/276-277,  
280-282, 285

[56] **References Cited**

**U.S. PATENT DOCUMENTS**

D. 370,420 6/1996 Rousseau ..... D10/32

D. 399,762	10/1998	Yida	.....	D10/33
D. 401,515	11/1998	Yida	.....	D10/39
D. 405,324	2/1999	Tisdale	.....	D7/632
D. 406,773	3/1999	Gueit et al.	.....	D10/32
D. 408,302	4/1999	Yida	.....	D10/33
D. 408,745	4/1999	Charriol	.....	D10/32
D. 420,922	2/2000	Gueit	.....	D10/32

*Primary Examiner*—Nelson C. Holtje  
*Attorney, Agent, or Firm*—Sughrue, Mion, Zinn, Macpeak  
& Seas, PLLC

[57] **CLAIM**

The ornamental design for a wristwatch, as shown.

**DESCRIPTION**

FIG. 1 is a perspective view of the front and one side of a wristwatch showing my new design;  
FIG. 2 is a front view thereof;  
FIG. 3 is a rear view thereof;  
FIG. 4 is a side view of said one side thereof;  
FIG. 5 is a side view of the opposite side thereof;  
FIG. 6 is an end view of one end thereof; and,  
FIG. 7 is an end view of the opposite end thereof.

**1 Claim, 2 Drawing Sheets**






FIG. 1



FIG. 2




FIG. 3






FIG. 4




FIG. 6




FIG. 5




FIG. 7

