



US00D431760S

United States Patent [19]
Sullivan

[11] **Patent Number: Des. 431,760**
[45] **Date of Patent: ** Oct. 10, 2000**

[54] **PAN FORM FOR CONICAL MUFFIN**
[76] Inventor: **Terrence Sullivan**, 20 Fletcher Rd.,
Apt. E, Monsey, N.Y. 10952
[**] Term: **14 Years**
[21] Appl. No.: **29/114,224**
[22] Filed: **Nov. 22, 1999**
[51] **LOC (7) Cl. 07-02**
[52] **U.S. Cl. D7/672; D7/357**
[58] **Field of Search D7/672, 357; 249/DIG. 1,**
249/105, 114.1, 117, 127, 205

[56] **References Cited**
U.S. PATENT DOCUMENTS
D. 268,037 2/1983 Wiseltier et al. D7/672 X
3,576,113 4/1971 Swett et al. D7/672 X
4,395,015 7/1983 Reardon 249/DIG. 1
OTHER PUBLICATIONS
Williams–Sonoma, p. 81, bamboo proofing baskets, bottom
of page, fall '97.
Primary Examiner—Terry A. Wallace

Attorney, Agent, or Firm—Michael E. Zall
[57] **CLAIM**
The ornamental design for a pan form for conical muffin, as
shown and described.

DESCRIPTION
FIG. 1 is a top perspective view of my new design of pan
form for a conical muffin;
FIG. 2 is a side view of the pan form shown in FIG. 1, with
all sides being identical thereto;
FIG. 3 is a top view of the pan form shown in FIG. 1;
FIG. 4 is a bottom view of the pan form shown in FIG. 1;
and,
FIG. 5 is a top perspective view of the pan form shown in
FIG. 1, shown in its use environment in a pan having a
plurality of forms.
The broken lines are for illustrative purposes only and form
no part of the claimed design.

1 Claim, 3 Drawing Sheets




FIG. 1




FIG. 2

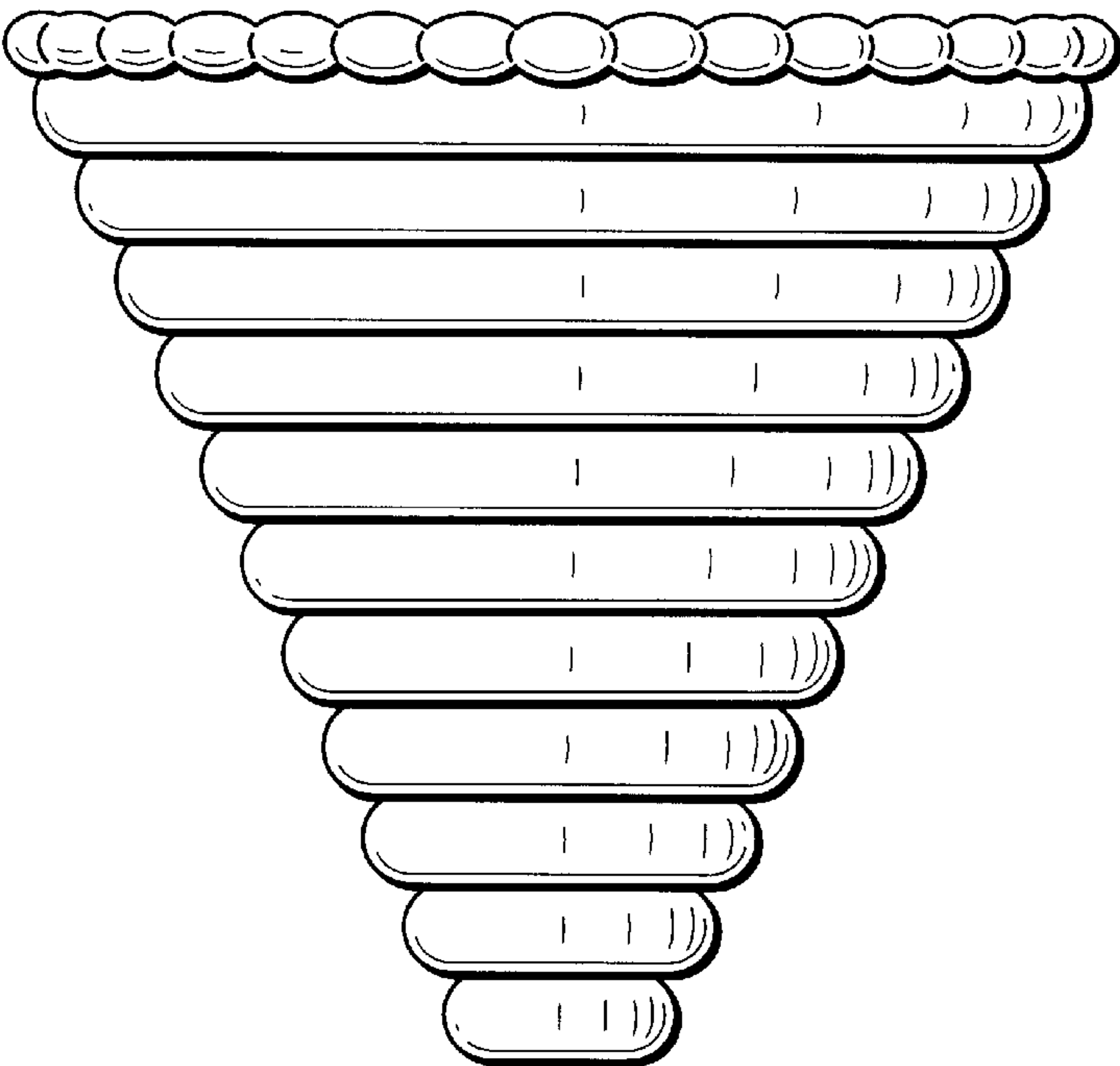


FIG. 3

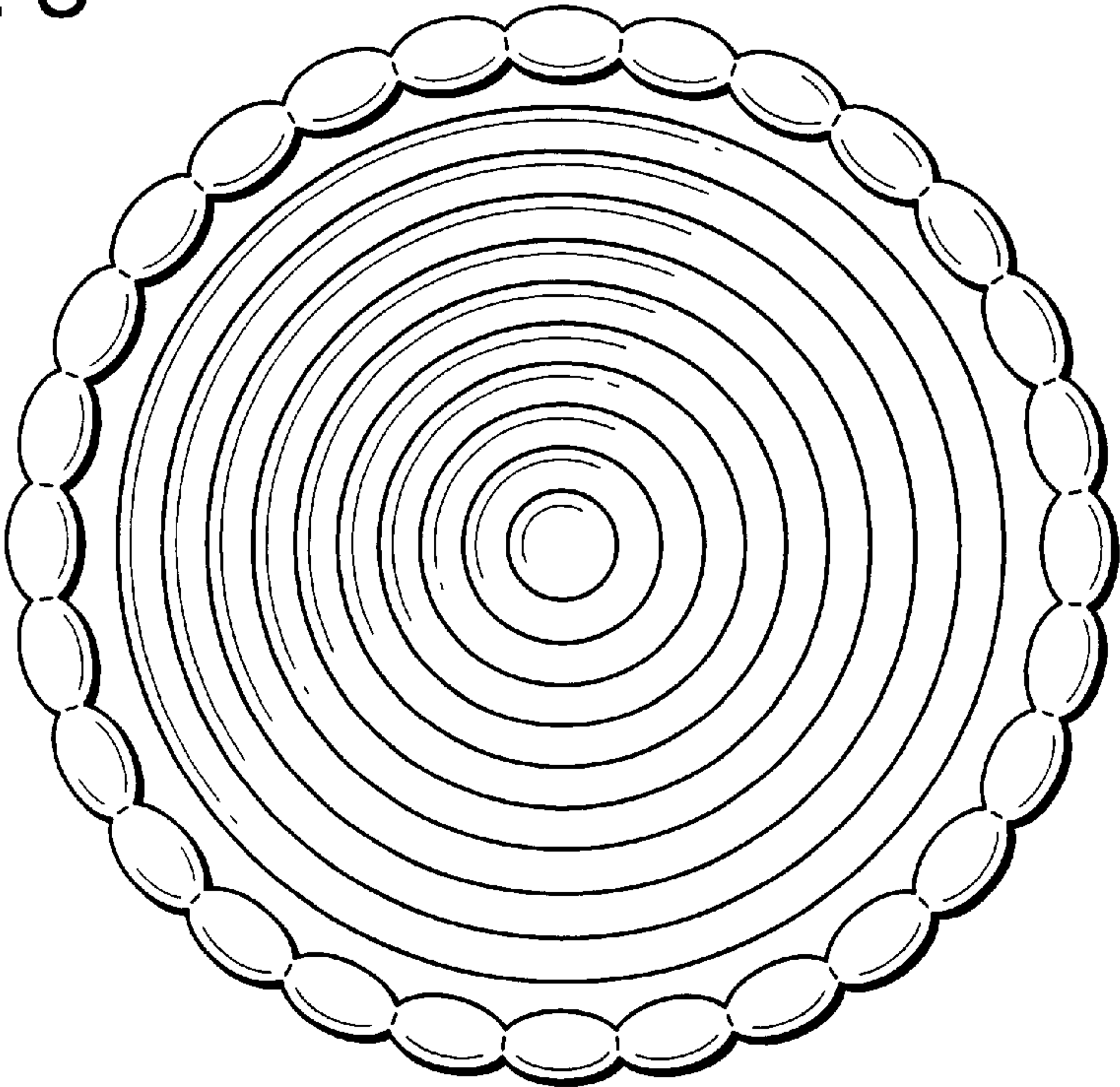



FIG. 4



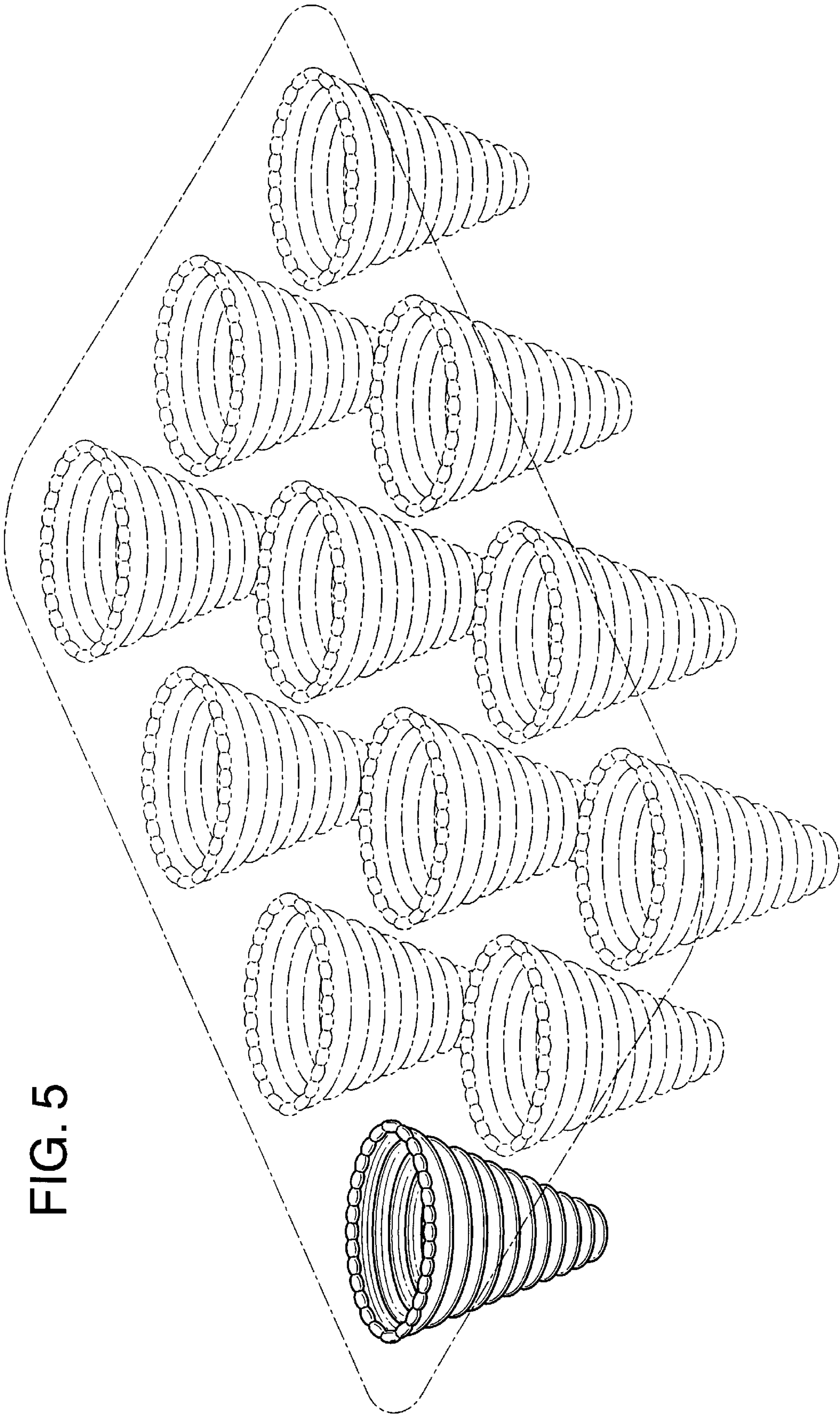


FIG. 5