



US00D431753S

United States Patent [19]

Cohen et al.

[11] **Patent Number: Des. 431,753**

[45] **Date of Patent: ** Oct. 10, 2000**

[54] **HANDLE FOR KITCHEN TOOLS AND GADGETS**

[75] Inventors: **Milton L. Cohen**, Hewlett Bay Park; **Jeff Siegel**, Center Island; **Adam Krent**, Brooklyn, all of N.Y.

[73] Assignee: **Lifetime Hoan Corporation**, Westbury, N.Y.

[**] Term: **14 Years**

[21] Appl. No.: **29/115,635**

[22] Filed: **Dec. 20, 1999**

[51] **LOC (7) Cl.** **07-03**

[52] **U.S. Cl.** **D7/401.2; D7/395**

[58] **Field of Search** D7/401.2, 642, D7/645, 649, 650, 653, 662-664, 393, 395, 683, 688, 691; D8/107; 16/110.1, 422, 430, 431; 30/322, 324, 340, 345

[56] **References Cited**

U.S. PATENT DOCUMENTS

D. 146,729 4/1947 Storm D7/664

D. 255,637 7/1980 Kelly D7/688

Primary Examiner—Caron D. Veynar
Attorney, Agent, or Firm—Goodman & Teitelbaum, Esqs.

[57] **CLAIM**

The ornamental design for a handle for kitchen tools and gadgets, as shown and described.

DESCRIPTION

FIG. 1 is a perspective view of a handle for kitchen tools and gadgets, showing our new design;

FIG. 2 is a top plan view thereof;

FIG. 3 is a side elevational view of one side thereof;

FIG. 4 is a bottom plan view thereof;

FIG. 5 is a side elevational view of the other side thereof;

FIG. 6 is a rear elevational view thereof; and,

FIG. 7 is a front elevational view thereof.

The broken line showings of an upper portion of a fork in FIGS. 1 through 5 are for illustrative purposes only and form no part of the claimed design.

1 Claim, 2 Drawing Sheets

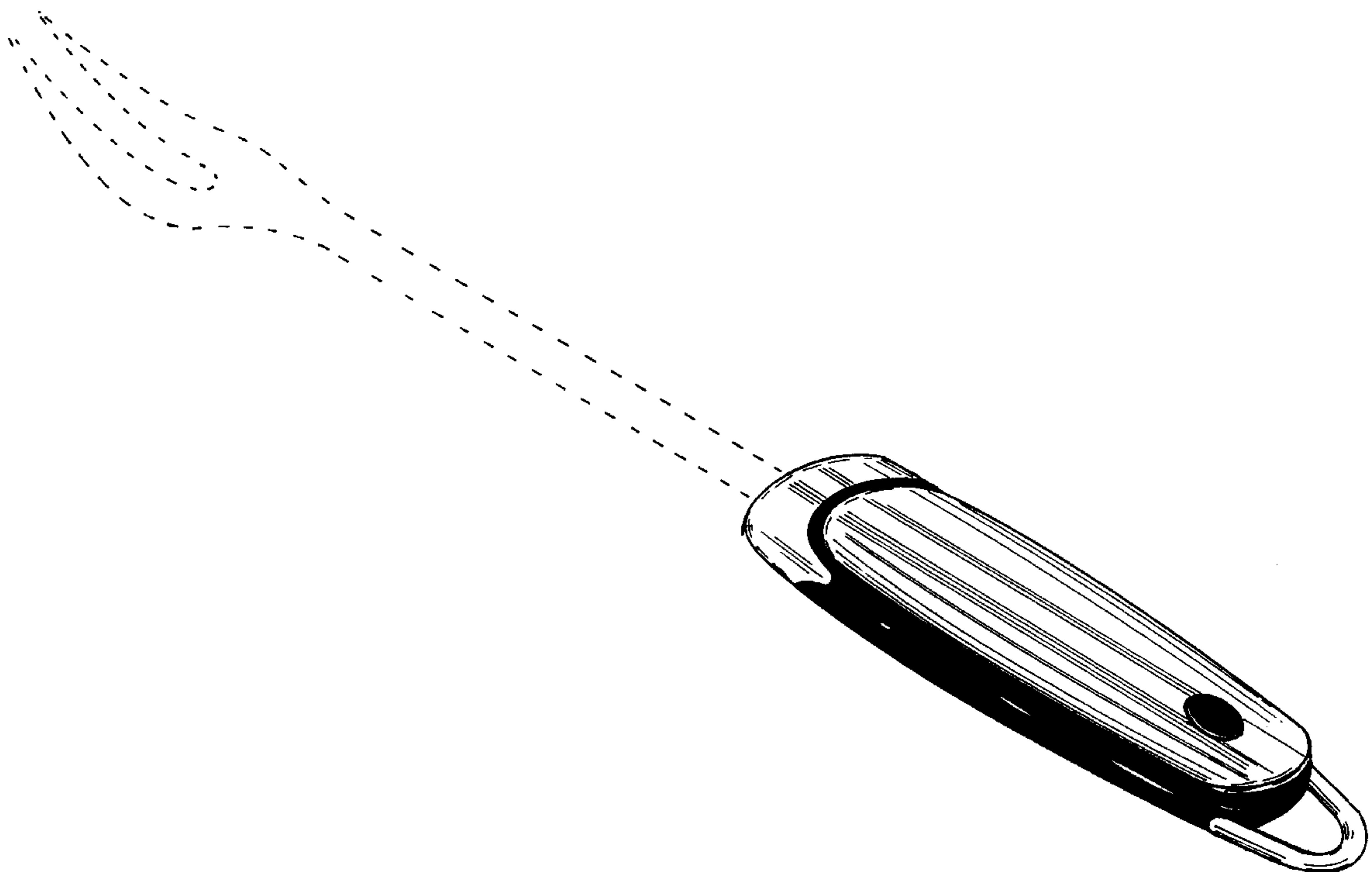




FIG. 6

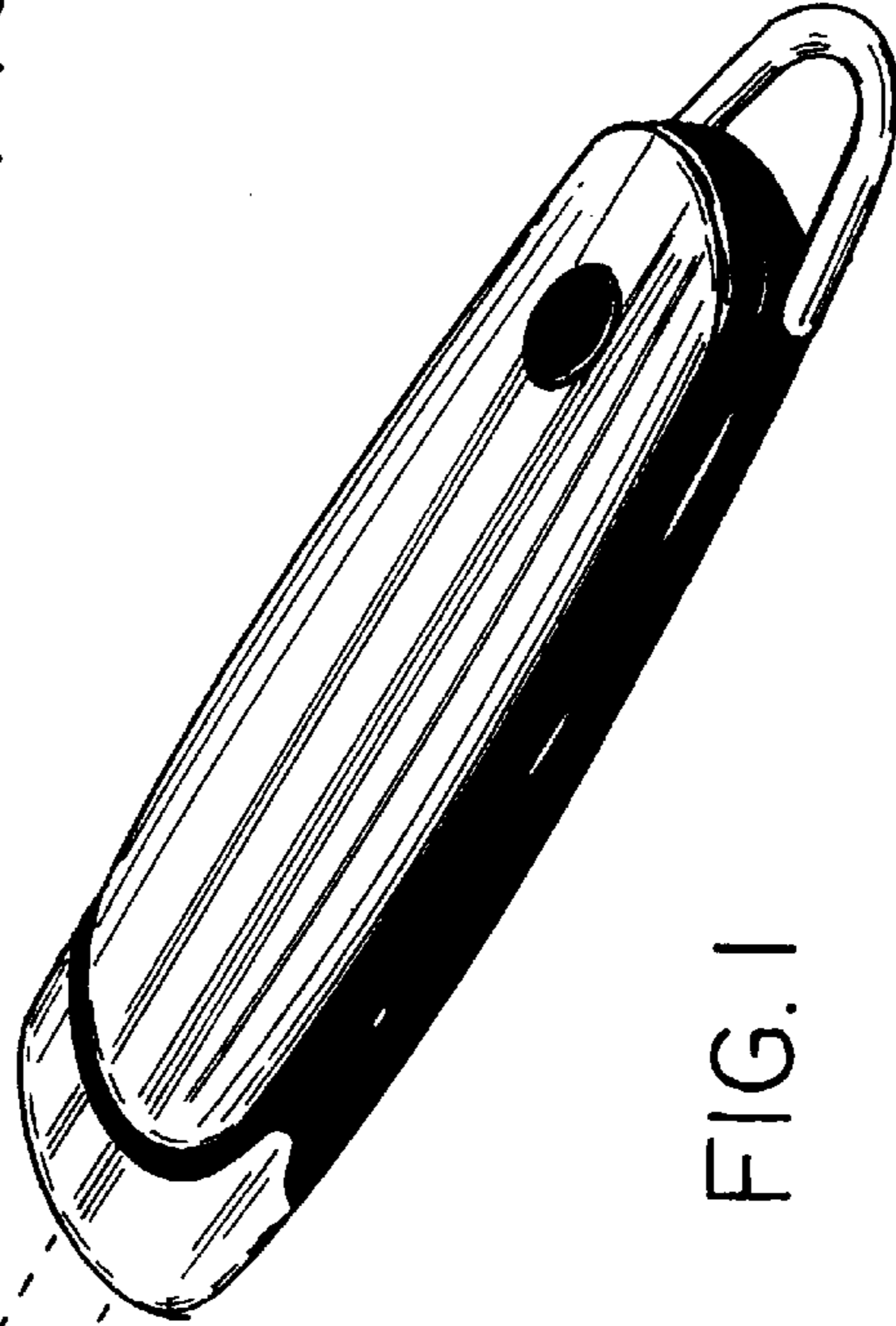


FIG. 1



FIG. 7



FIG. 2




FIG. 3




FIG. 4




FIG. 5

