



US00D431741S

United States Patent [19]

Simons, Jr. et al.

[11] Patent Number: Des. 431,741

[45] Date of Patent: ** Oct. 10, 2000

[54] CHAIR ARM

[75] Inventors: **George J. Simons, Jr.**, Grand Rapids, Mich.; **Thomas B. Eich**, Palo Alto; **Thomas Overthun**, San Francisco, both of Calif.

[73] Assignee: **Steelcase Development Inc.**, Grand Rapids, Mich.

[**] Term: **14 Years**

[21] Appl. No.: **29/103,179**

[22] Filed: **Apr. 9, 1999**

[51] LOC (7) Cl. **06-06**

[52] U.S. Cl. **D6/501; D6/366**

[58] Field of Search D6/364, 365, 366, D6/367, 379, 500, 501, 502; 297/411.2, 411.27

D. 383,932	9/1997	Nemeth, Jr. .	
D. 390,712	2/1998	Koepke et al. .	
D. 393,755	4/1998	Nemeth, Jr. .	
D. 396,975	8/1998	Dammermann et al. .	
D. 407,911	4/1999	Bräuning	D6/366
D. 409,863	5/1999	Chu .	
D. 410,151	5/1999	Chu .	
D. 416,407	11/1999	Baumann et al.	D6/500
4,471,995	9/1984	Wisniewski .	
4,529,247	7/1985	Stumpf et al. .	
4,754,364	6/1988	Speet et al. .	
4,911,501	3/1990	Decker et al. .	
4,951,995	8/1990	Teppo et al. .	
5,007,678	4/1991	DeKraker .	
5,382,079	1/1995	Wilson et al. .	
5,385,388	1/1995	Faiks et al. .	
5,439,267	8/1995	Peterson et al. .	
5,577,807	11/1996	Hodge et al. .	
5,599,067	2/1997	Schuelke et al. .	
5,647,638	7/1997	Ritt et al. .	

Primary Examiner—Gary D. Watson
Attorney, Agent, or Firm—Price Heneveld Cooper Dewitt & Litton

[56] References Cited

U.S. PATENT DOCUMENTS

D. 233,809	12/1974	Platner .	
D. 267,990	2/1983	Buhk et al. .	
D. 276,575	12/1984	Helmholdt .	
D. 276,576	12/1984	Helmholdt .	
D. 277,143	1/1985	Helmholdt .	
D. 299,799	2/1989	Muller-Deisig et al. .	
D. 327,781	7/1992	Citterio	D6/366
D. 340,589	10/1993	Chu .	
D. 349,621	8/1994	Wilson .	
D. 360,316	7/1995	Hodge et al. .	
D. 362,973	10/1995	Schultz .	
D. 363,383	10/1995	Cronk .	
D. 366,582	1/1996	Wingerter	D6/501
D. 367,980	3/1996	Hodge et al. .	
D. 371,683	7/1996	Tolleson et al. .	
D. 372,595	8/1996	Schultz et al.	D6/366
D. 372,611	8/1996	Hodge et al. .	
D. 376,716	12/1996	Nemeth, Jr. .	

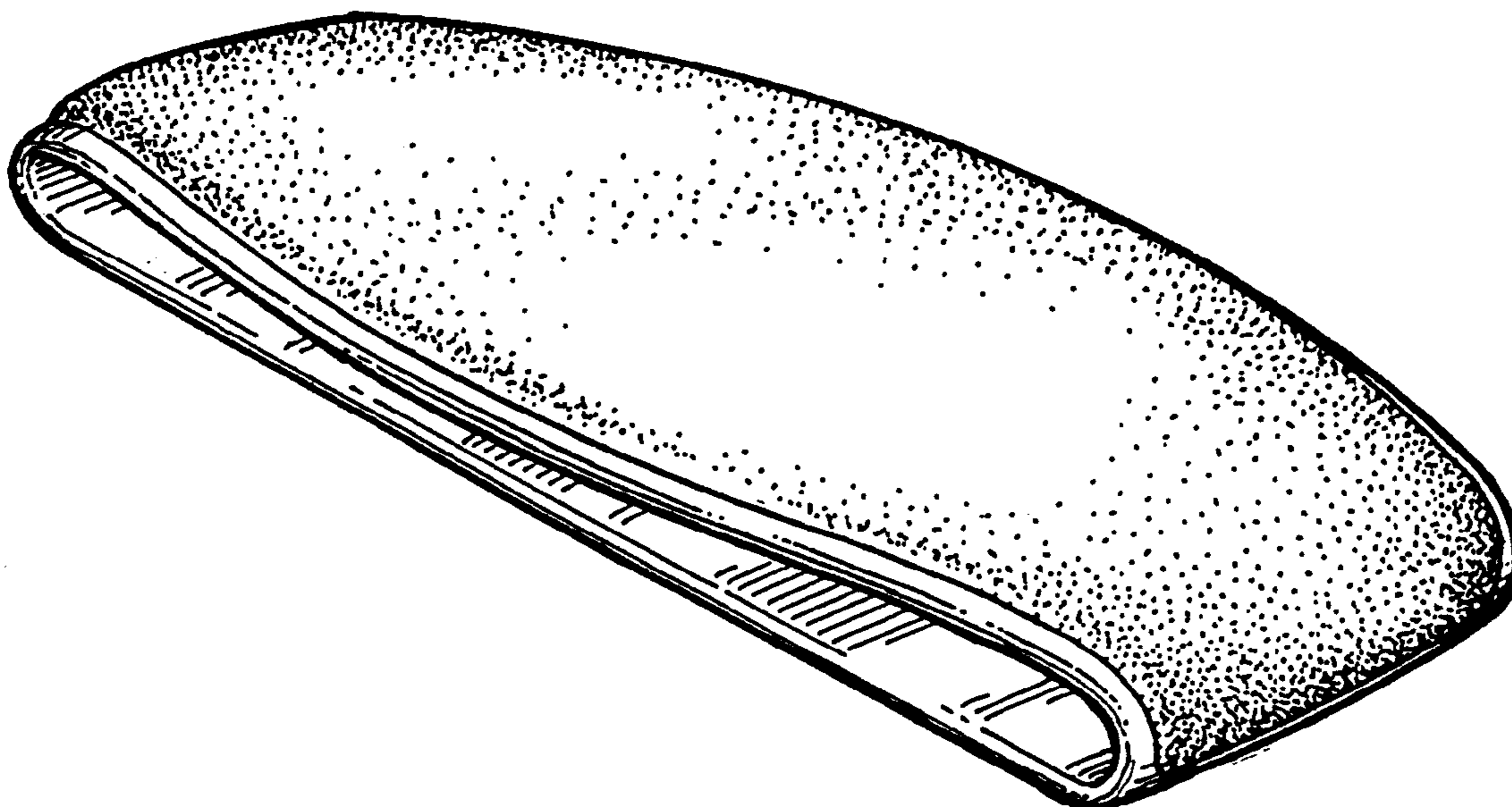
[57] CLAIM

The ornamental design for a chair arm, as shown and described.

DESCRIPTION

FIG. 1 is a front perspective view of a chair arm embodying the present invention;
FIG. 2 is a left side view thereof, the right side being a mirror image thereof;
FIG. 3 is a front view thereof, the rear view being a mirror image thereof;
FIG. 4 is a top view thereof; and,
FIG. 5 is a bottom view thereof.
The dashed lines in FIG. 2 show environmental structure and do not form a part of the design sought to be patented.

1 Claim, 1 Drawing Sheet



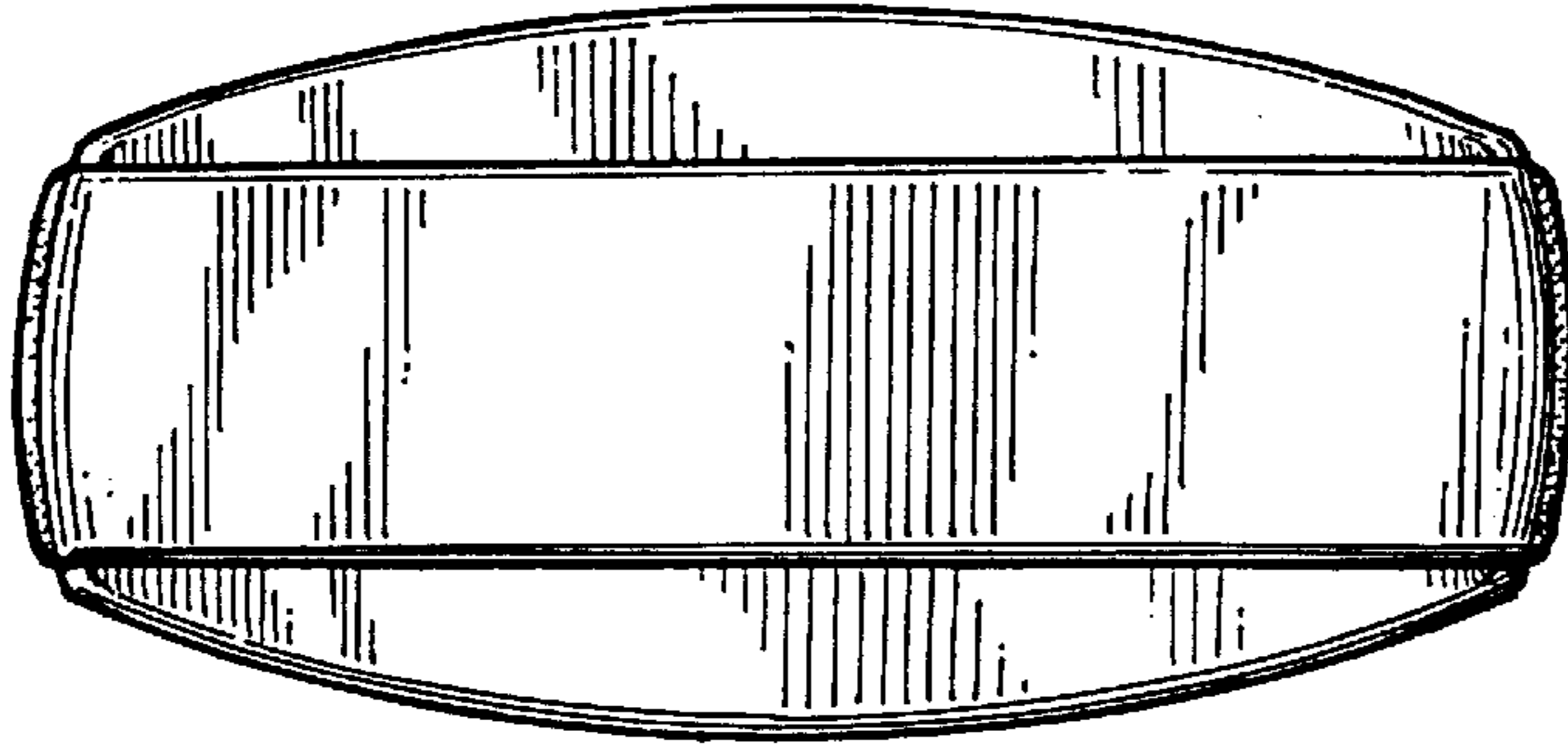


Fig. 5

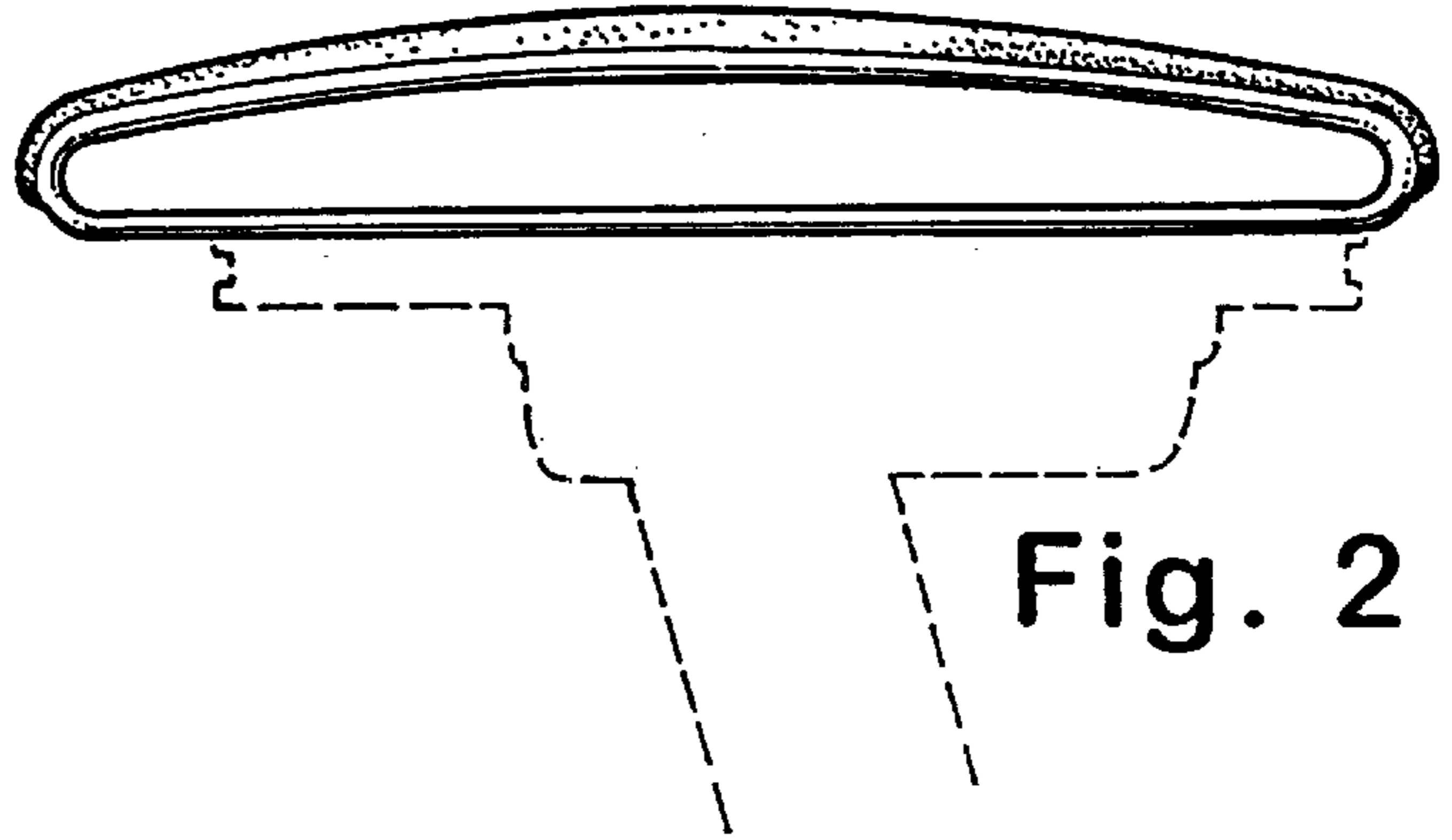


Fig. 2



Fig. 3

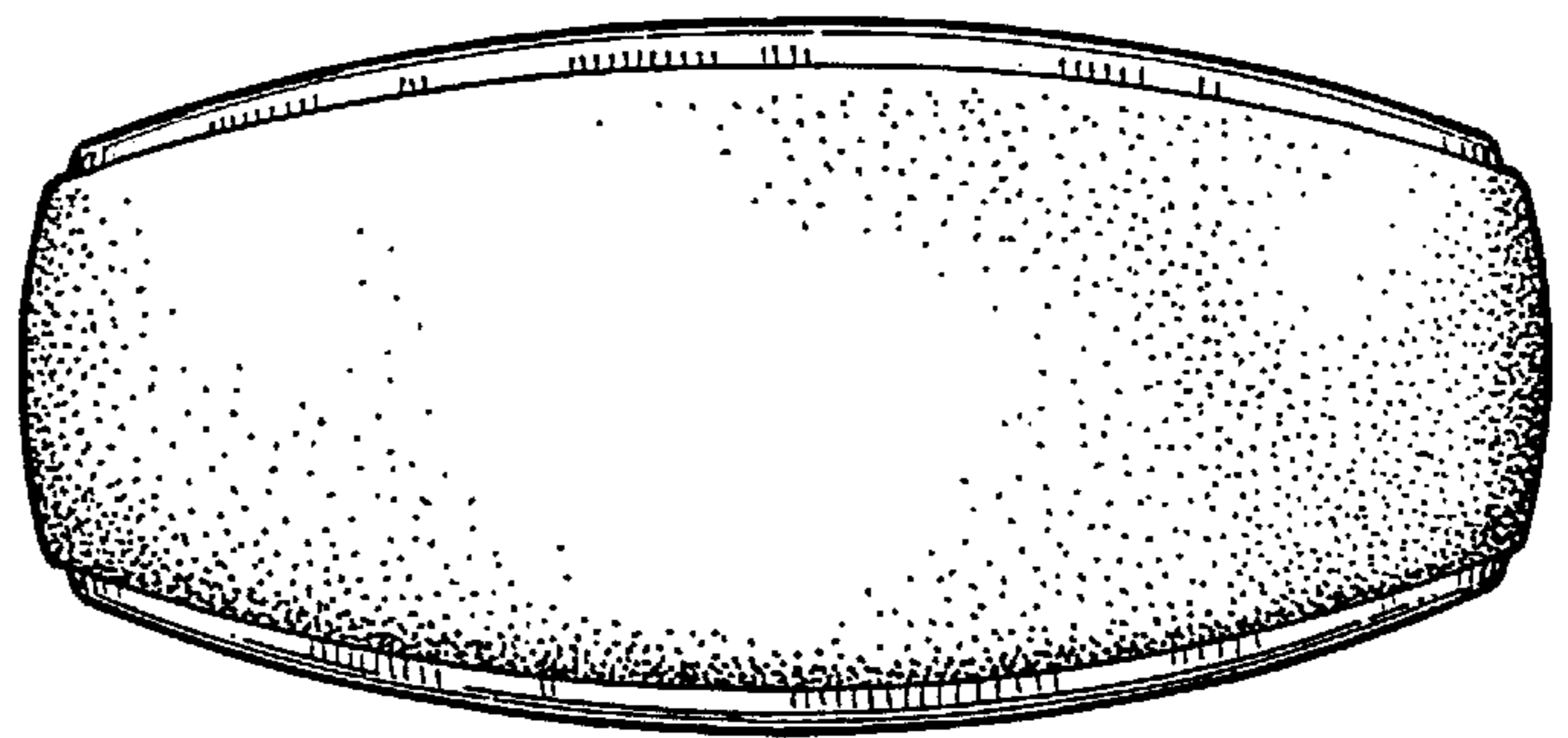


Fig. 4

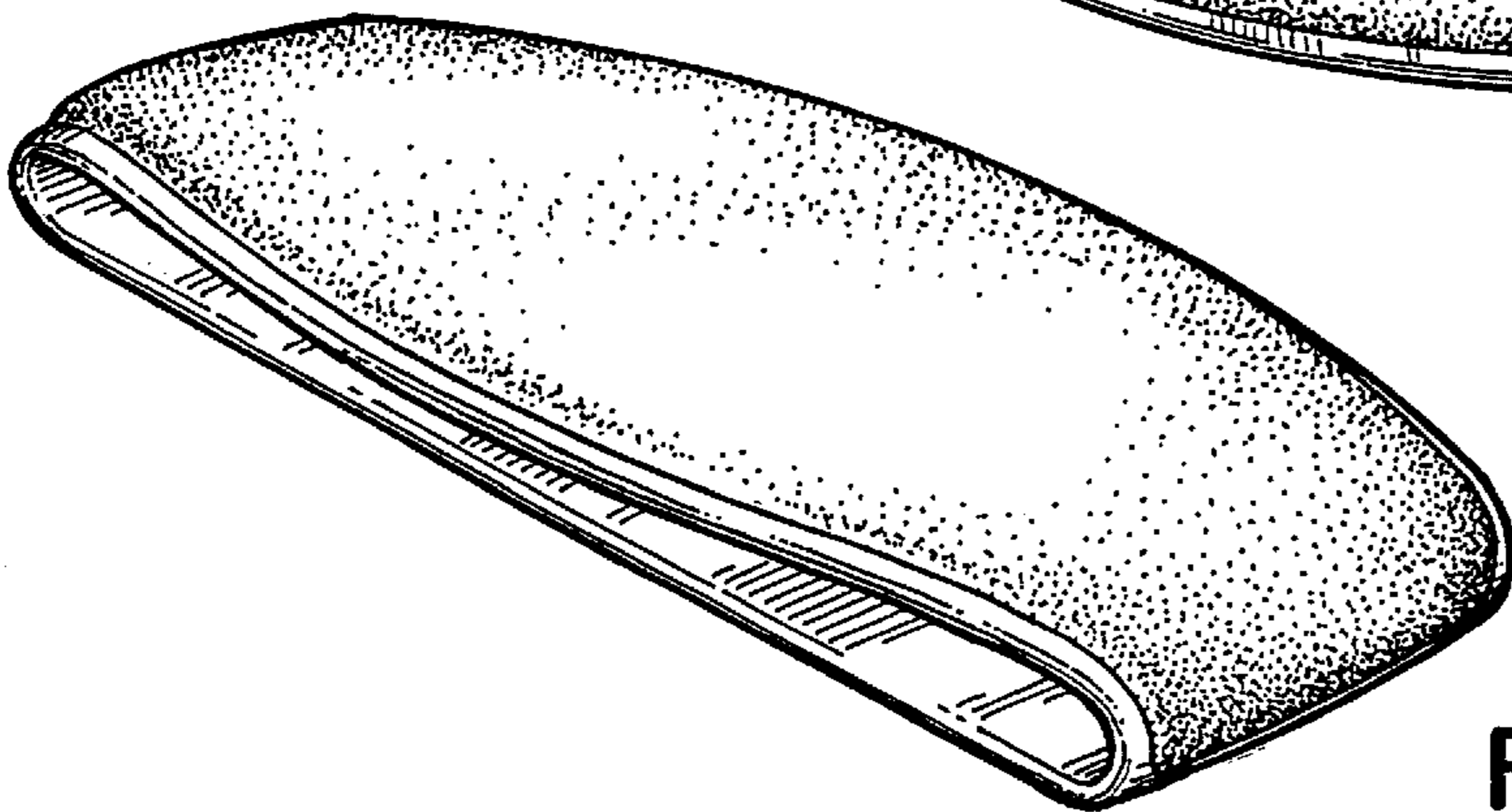


Fig. 1