



US00D431740S

United States Patent [19]

Lovell

[11] **Patent Number: Des. 431,740**

[45] **Date of Patent: ** Oct. 10, 2000**

[54] **SINGLE PLINTH FURNITURE LEG DESIGN**

D. 252,770 8/1979 Koert D21/784
D. 394,170 5/1998 Paus D6/436

[76] Inventor: **Suzanne Lovell**, 3800 N. Lake Shore Dr., Chicago, Ill. 60613

Primary Examiner—Janice E. Seeger
Attorney, Agent, or Firm—Knechtel, Demeur & Samlan

[**] Term: **14 Years**

[57] CLAIM

[21] Appl. No.: **29/108,131**

The ornamental design for a single plinth furniture leg design, as shown and described.

[22] Filed: **Jul. 22, 1999**

DESCRIPTION

[51] **LOC (7) Cl.** **06-06**

[52] **U.S. Cl.** **D6/495**

[58] **Field of Search** D6/480–489, 495, D6/496, 497, 498, 499, 477, 429, 393, 434, 436, 379; 108/153.1, 155, 156, 157, 161; 248/188, 188.1, 188.8, 188.9; 5/310; 312/351.3

FIG. 1 is a perspective view.
FIG. 2 is a top plan view.
FIG. 3 is a bottom view.
FIG. 4 is a front elevational view with the rear elevational view being a mirror image thereof; and,
FIG. 5 is a left side elevational view with the right side elevational view being a mirror image thereof.
The broken lines which define the bounds of the claimed design form no part thereof.

[56] References Cited

U.S. PATENT DOCUMENTS

D. 85,570 11/1931 Blood D6/495

1 Claim, 3 Drawing Sheets




FIG. 1




FIG. 2

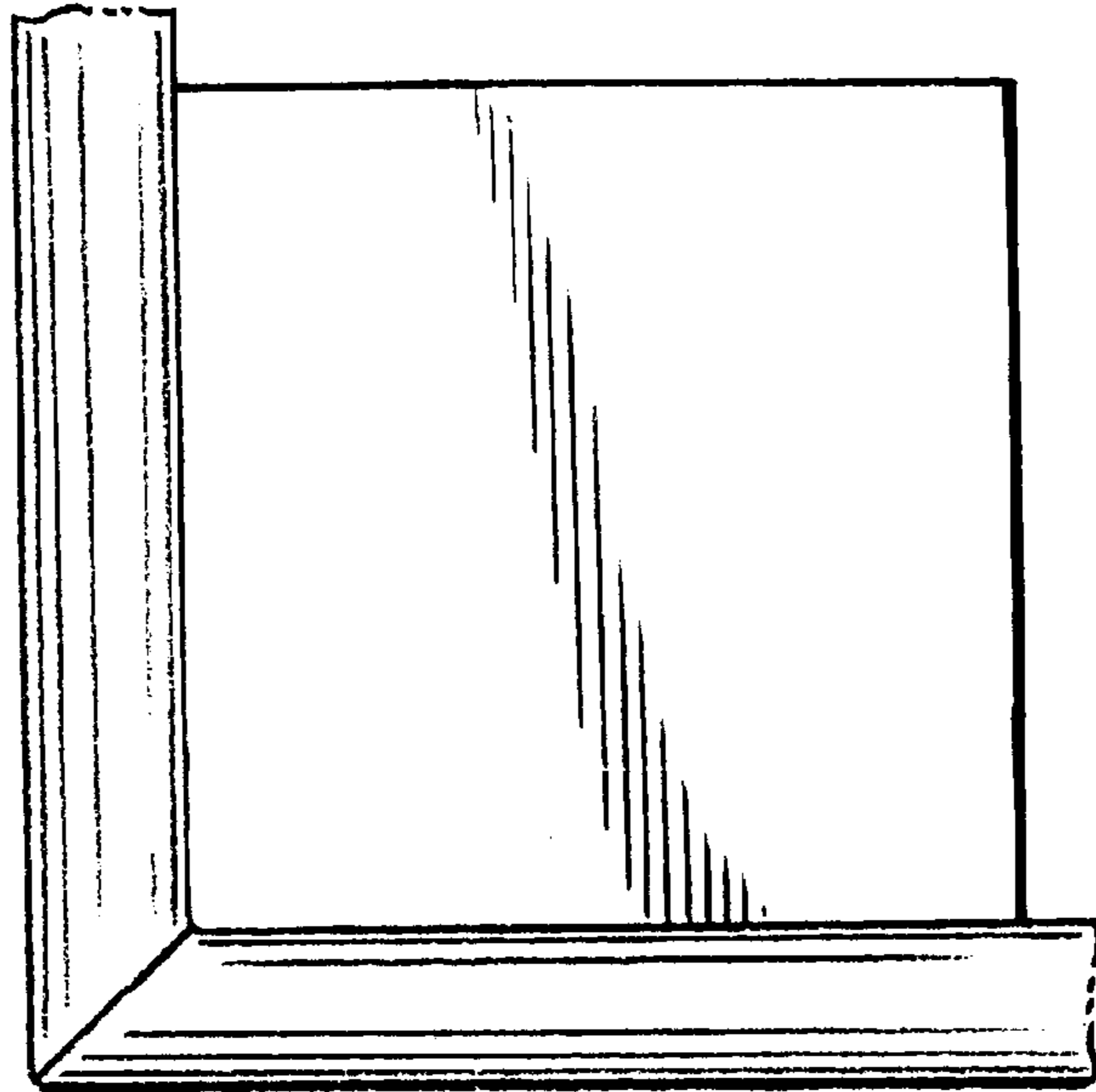


FIG. 3

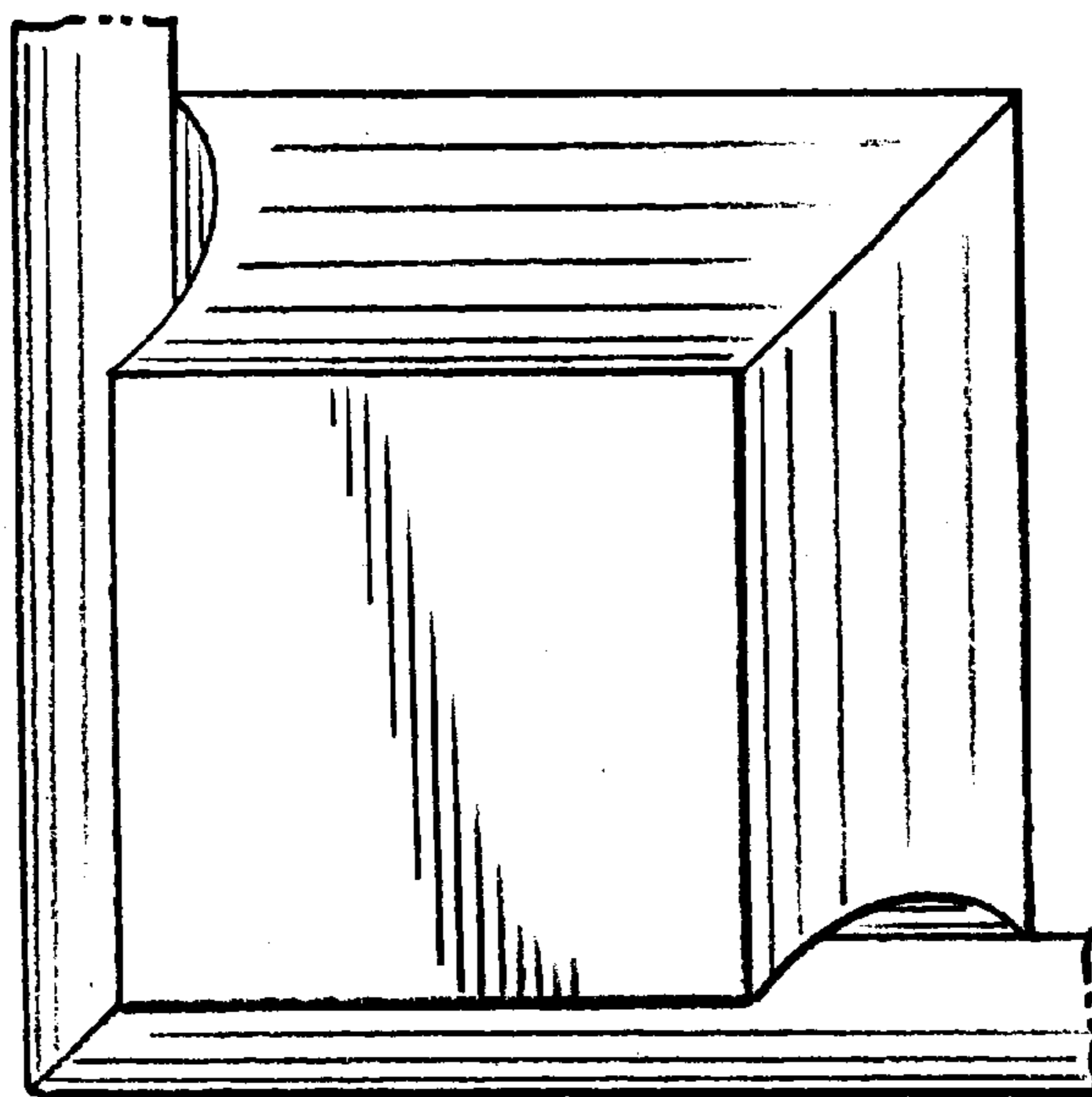


FIG. 4

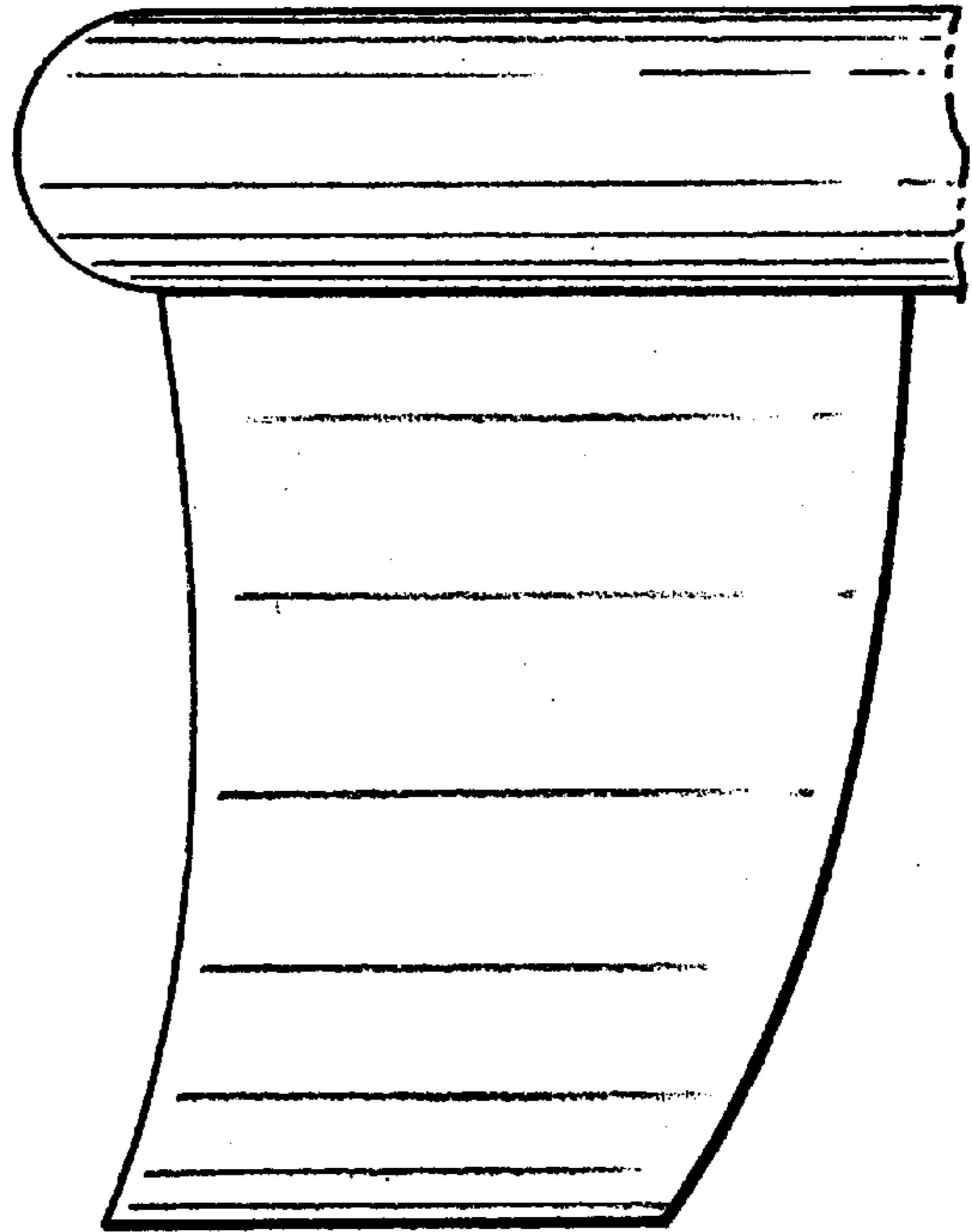


FIG. 5

