



US00D431734S

United States Patent [19] Edgell

[11] **Patent Number: Des. 431,734**

[45] **Date of Patent: ** Oct. 10, 2000**

[54] **MODEL CAR DISPLAY CASE**

[76] **Inventor: Steven W. Edgell, 15455 Wax Weed Ave., Spring Hill, Fla. 34610**

[**] **Term: 14 Years**

[21] **Appl. No.: 29/090,000**

[22] **Filed: Jun. 26, 1998**

[51] **LOC (7) Cl. 06-04**

[52] **U.S. Cl. D6/450; D6/563**

[58] **Field of Search** D6/434, 450, 300, D6/301, 303, 563; 211/85.7, 49.1, 86.01, 87.01, 90.01, 90.04, 119.003, 134, 153; 206/457; 312/107, 109, 114, 117, 138.1, 275, 204; 428/13, 14; 40/700, 771, 798

[56] **References Cited**

U.S. PATENT DOCUMENTS

D. 282,032 1/1986 Lemmeyer D6/434 X

D. 397,560 9/1998 Socha et al. D6/450
5,301,820 4/1994 Rossmore 211/90.01
5,560,500 10/1996 Wilcox 211/88.01

Primary Examiner—Doris V. Coles
Assistant Examiner—Linda Brooks
Attorney, Agent, or Firm—Louis J. Brunoforte

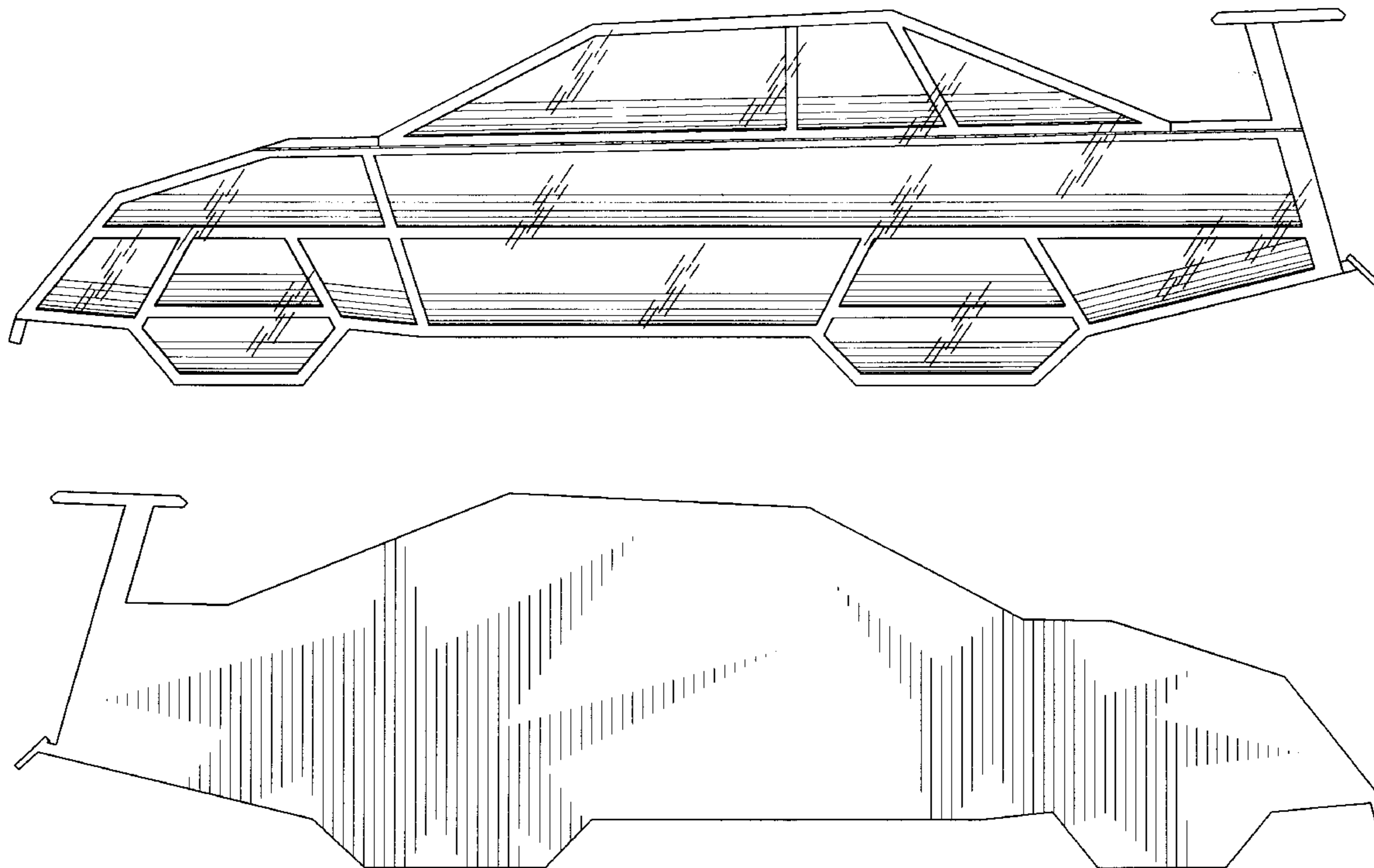
[57] **CLAIM**

The ornamental design for a model car display case, as shown and described.

DESCRIPTION

FIG. 1 is a front elevational view of the model car display case showing my new design;
FIG. 2 is a rear elevational view thereof;
FIG. 3 is a top plan view thereof;
FIG. 4 is a bottom plan view thereof;
FIG. 5 is a left side view thereof; and,
FIG. 6 is a right side view thereof.

1 Claim, 2 Drawing Sheets



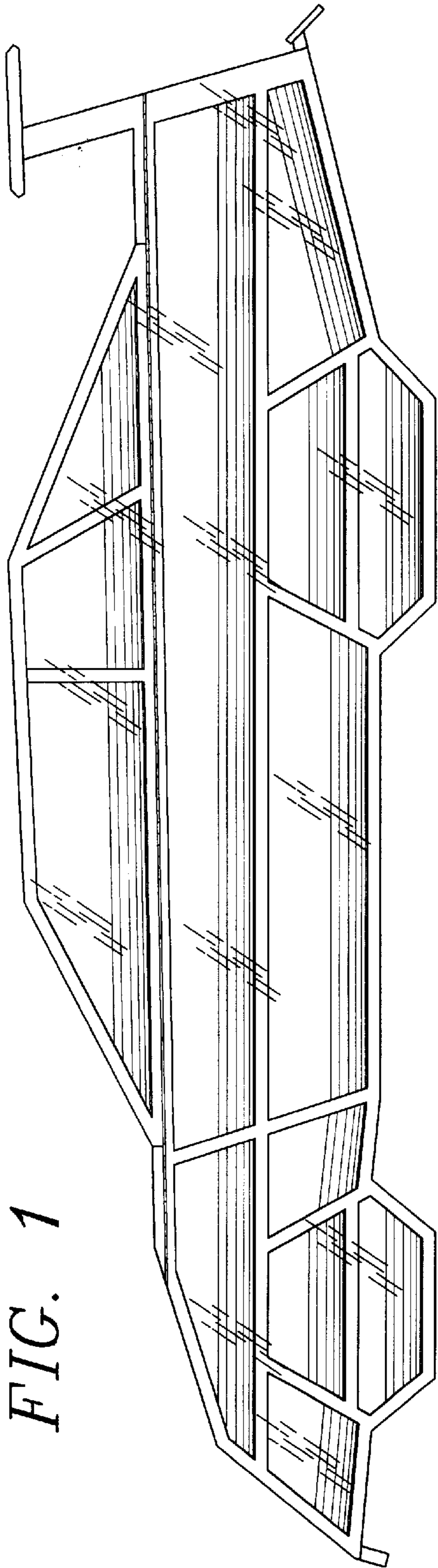


FIG. 1

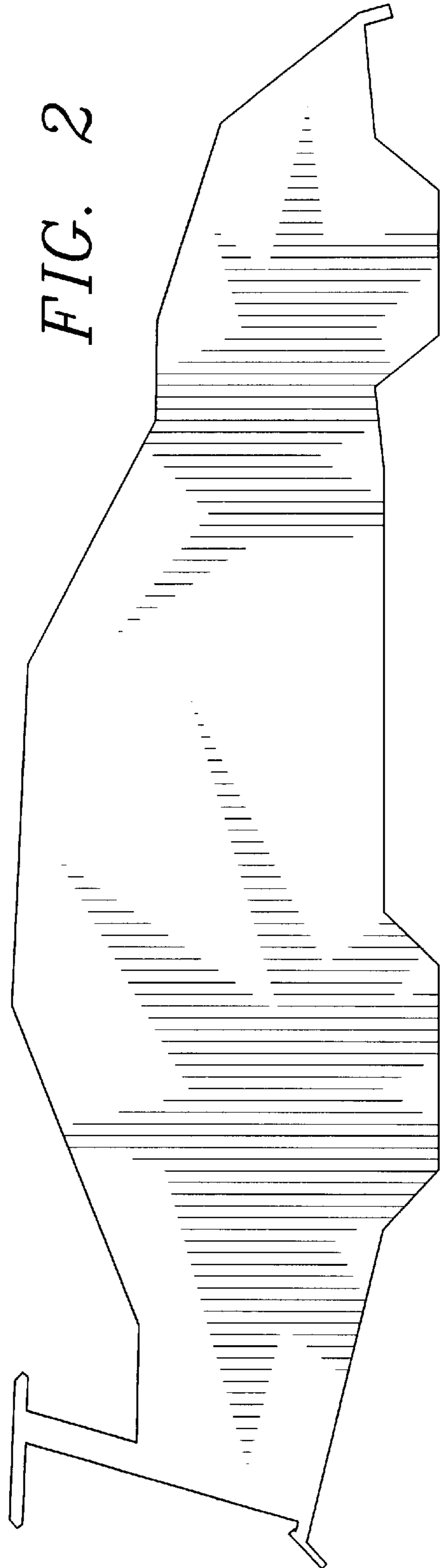


FIG. 2

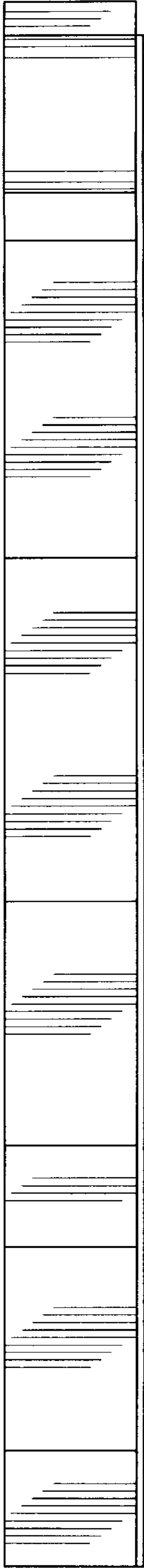


FIG. 3




FIG. 4

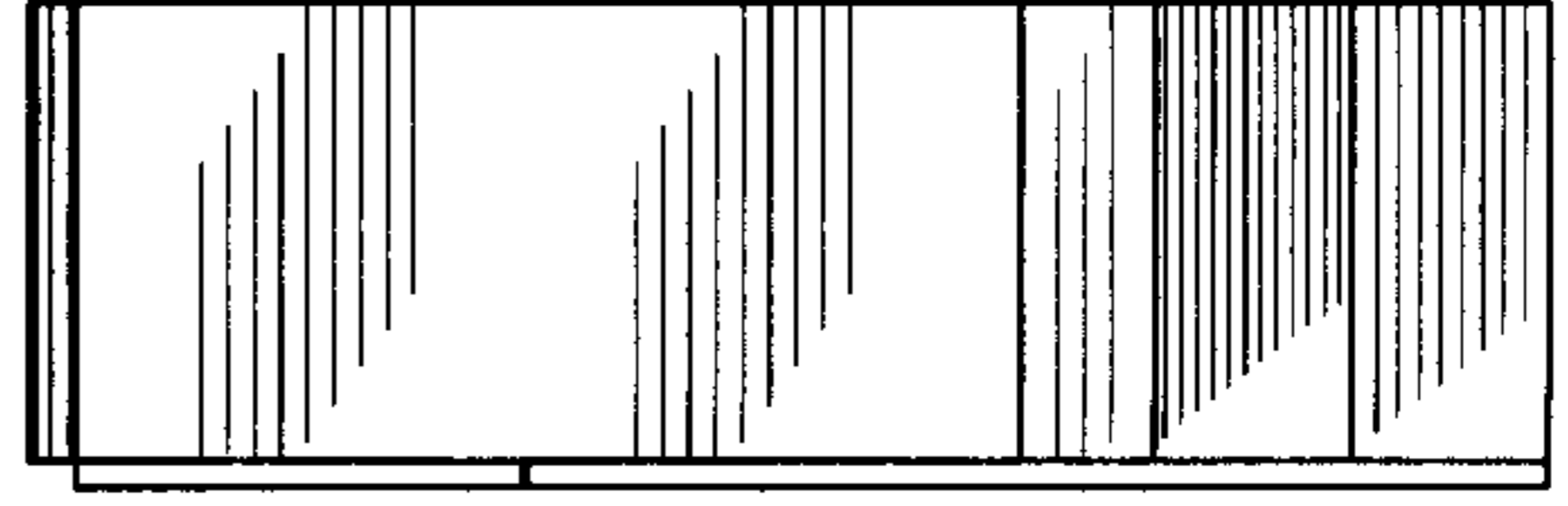


FIG. 5

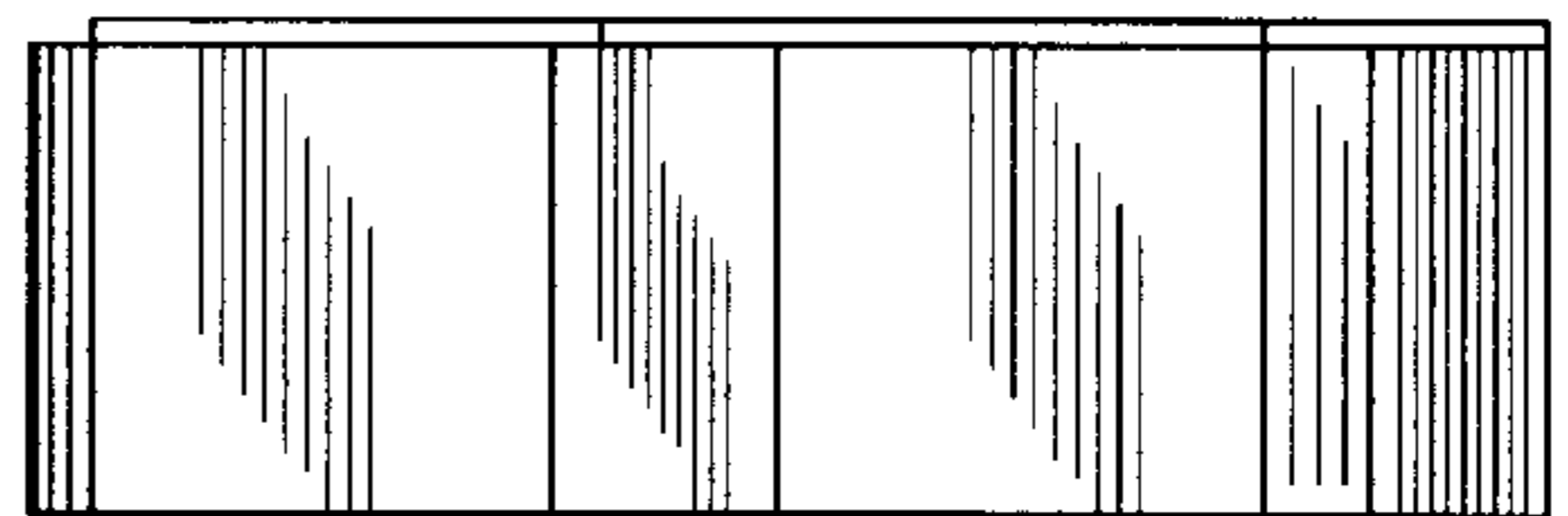


FIG. 6