



US00D431733S

# United States Patent [19] Zimmerman

[11] **Patent Number: Des. 431,733**

[45] **Date of Patent: \*\* Oct. 10, 2000**

[54] **STORAGE CABINET**

[75] Inventor: **Larry Zimmerman**, Hollis, N.H.

[73] Assignee: **Sterilite Corporation**, Townsend, Mass.

[\*\*] Term: **14 Years**

[21] Appl. No.: **29/090,667**

[22] Filed: **Jul. 14, 1998**

[51] **LOC (7) Cl.** ..... **06-04**

[52] **U.S. Cl.** ..... **D6/446**

[58] **Field of Search** ..... D6/432-448; 312/204,  
312/257, 203

[56] **References Cited**

**U.S. PATENT DOCUMENTS**

D. 158,930	6/1950	Burgold	.....	D6/446
D. 163,852	7/1951	Carr	.....	D6/446
D. 243,904	4/1977	Carter	.....	D6/446
D. 305,708	1/1990	Newhouse	.....	D6/446
D. 355,313	2/1995	Breen et al.	.....	D6/446

D. 395,180	6/1998	Sagol	.....	D6/446
D. 407,385	3/1999	Belanger et al.	.....	D6/446 X

*Primary Examiner*—Carmen H. Vales-Lado  
*Attorney, Agent, or Firm*—George W. Neuner; Dike, Bronstein, Roberts & Cushman LLP

[57] **CLAIM**

The ornamental design for a storage cabinet, as shown and described.

**DESCRIPTION**

FIG. 1 is a perspective view of a storage cabinet showing a new design;

FIG. 2 is a top plan view thereof;

FIG. 3 is a right side elevational view as seen when in use;

FIG. 4 is a cross-sectional view taken along line 4—4 of FIG. 3;

FIG. 5 is a left side elevational view as seen when in use;

FIG. 6 is a bottom plan view thereof; and,

FIG. 7 is a rear elevational view thereof.

**1 Claim, 2 Drawing Sheets**





FIG. 1

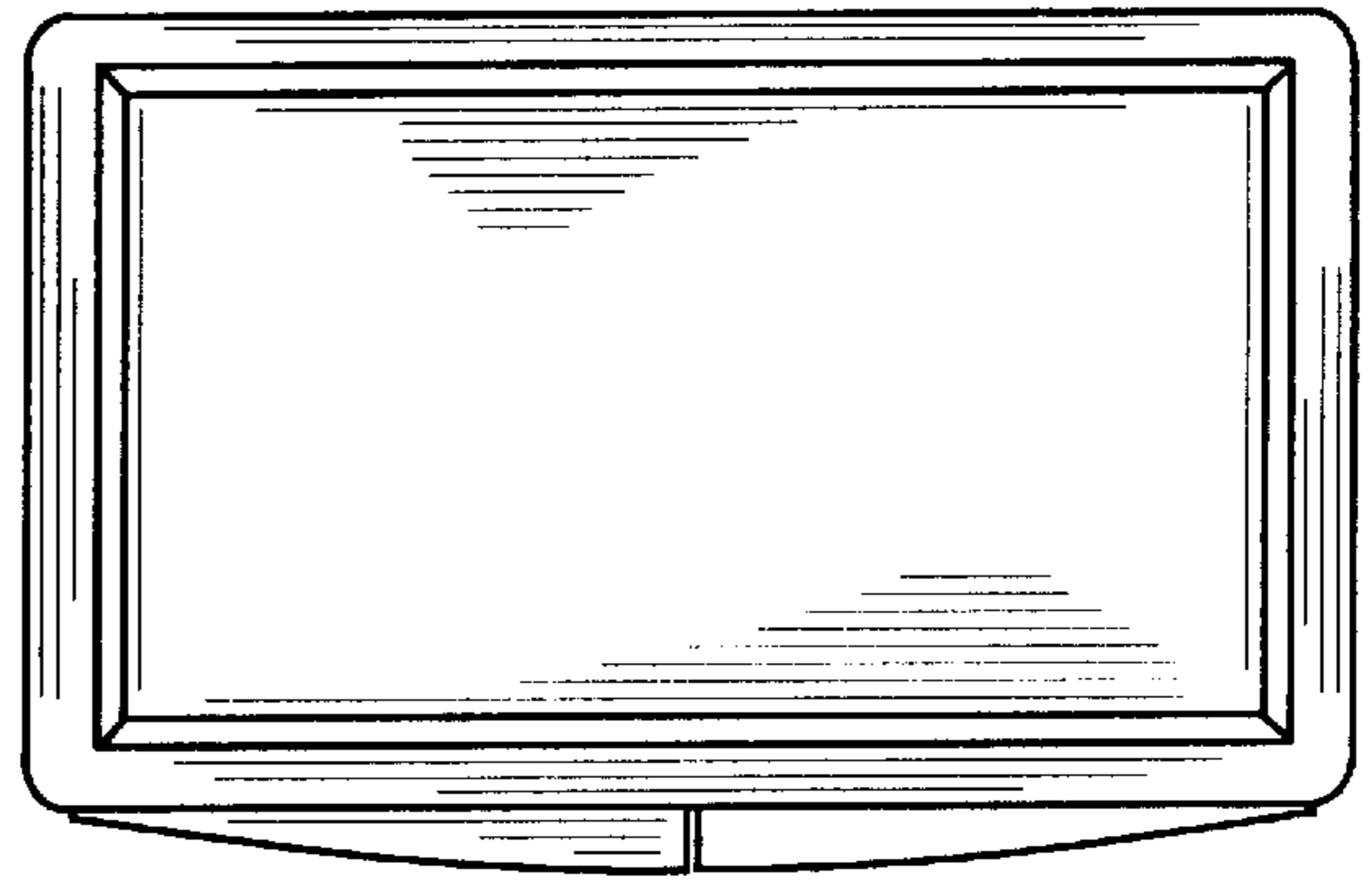


FIG. 2

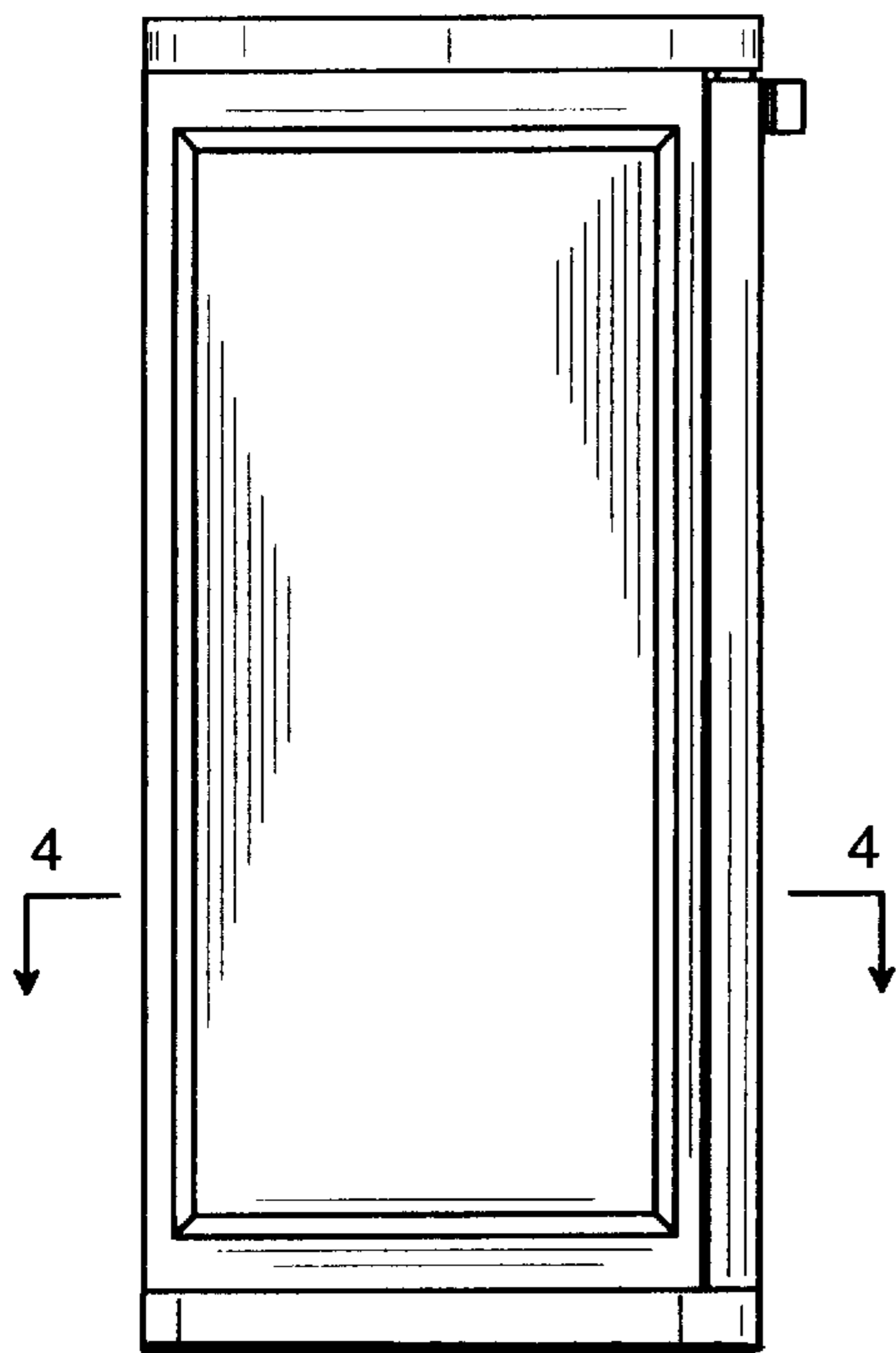


FIG. 3

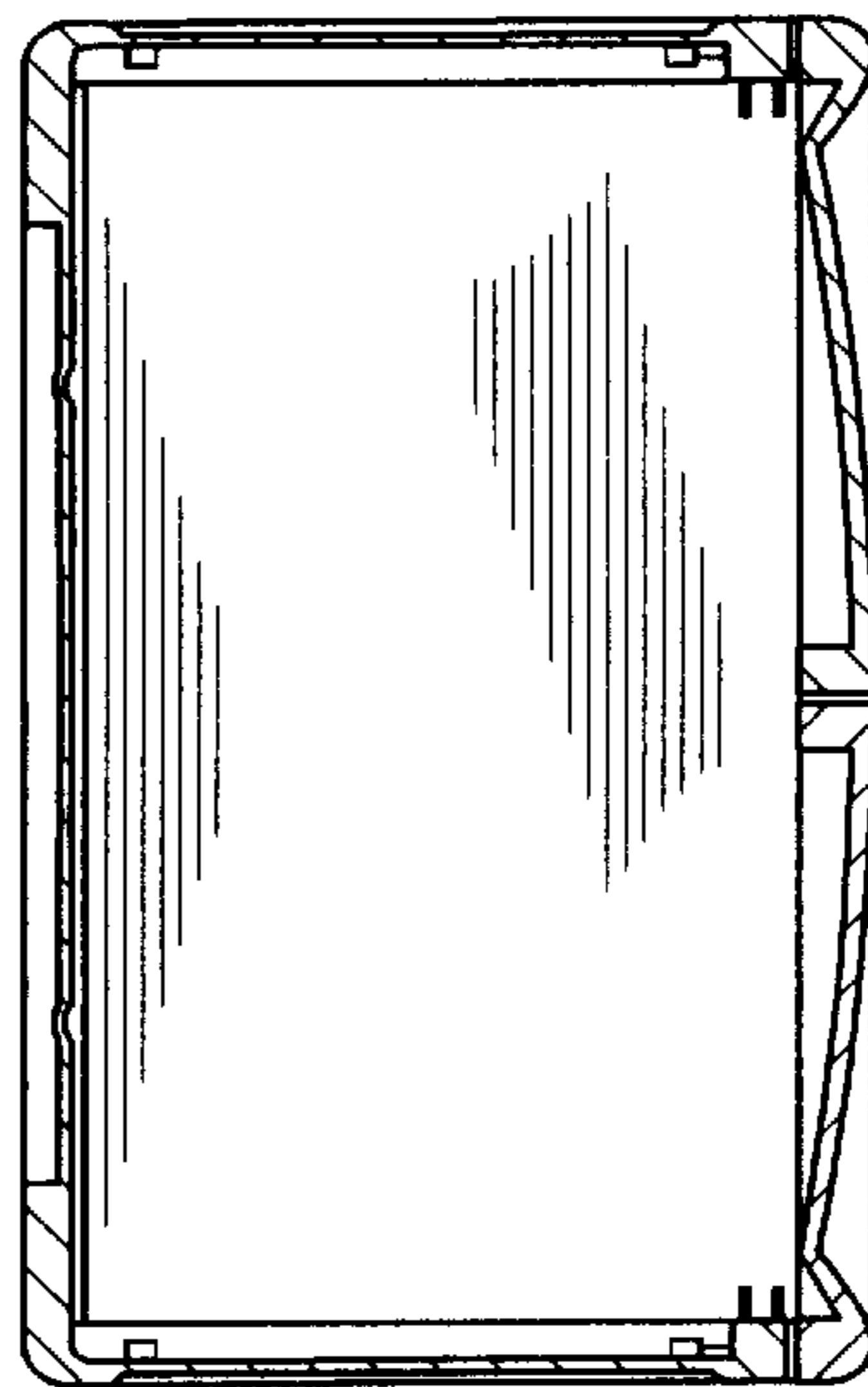


FIG. 4




FIG. 5




FIG. 7

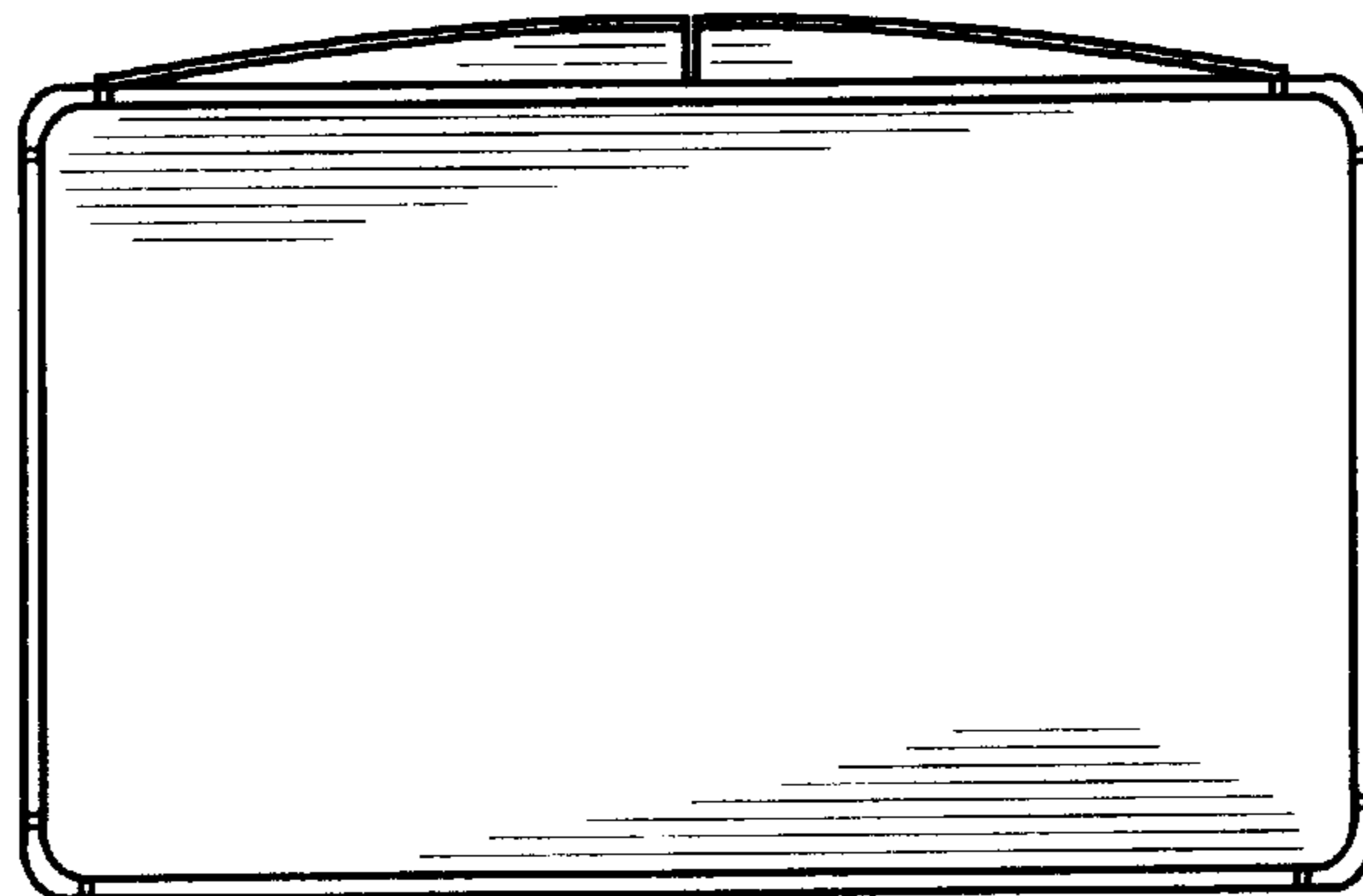


FIG. 6