



US00D431714S

United States Patent [19]

Hatfield et al.

[11] Patent Number: **Des. 431,714**

[45] Date of Patent: **** Oct. 10, 2000**

[54] **PORTION OF A SHOE UPPER**

4,222,183 9/1980 Haddox .

[75] Inventors: **Tinker L. Hatfield**, Portland; **Wilson W. Smith, III**, Beaverton, both of Oreg.

OTHER PUBLICATIONS

Nike Fall 1993 Footwear Catalog, pp. 8, 26, and 28, published Dec. 1992.

[73] Assignee: **Nike, Inc.**, Beaverton, Oreg.

Nike Spring 1994 Footwear Catalog, pp. 6 and 22, published Jun. 1993.

[**] Term: **14 Years**

Nike Fall 1994 Footwear Catalog, p. 122, published Nov. 1993.

[21] Appl. No.: **29/127,298**

Nike Fall 1996 Footwear Catalog, pp. 6 and 24, published Dec. 1995.

[22] Filed: **Aug. 1, 2000**

Nike Spring 2001 Men's Footwear Catalog, p. 41, published Jun. 2000.

[51] **LOC (7) Cl.** **02-99**

[52] **U.S. Cl.** **D2/972**

[58] **Field of Search** D2/898, 902, 907, D2/943, 944, 969-973; 36/45, 50.1, 51, 77 M, 83, 88, 89, 113, 114, 126-130, 77 R

Nike Spring 2001 Woman's Footwear Catalog, p. 14, published Jun. 2000.

Primary Examiner—Dominic Simone
Attorney, Agent, or Firm—Banner & Witcoff, Ltd.

[56] **References Cited**

[57] **CLAIM**

U.S. PATENT DOCUMENTS

The ornamental design for a portion of a shoe upper, as shown and described.

- D. 265,016 6/1982 Haddox .
- D. 307,663 5/1990 Boucher et al. .
- D. 337,873 8/1993 Backus .
- D. 339,449 9/1993 Hatfield .
- D. 341,703 11/1993 Hatfield et al. .
- D. 342,600 12/1993 Hatfield et al. D2/969
- D. 348,560 7/1994 McDonald .
- D. 348,977 7/1994 Koh .
- D. 369,459 5/1996 Feller .
- D. 369,897 5/1996 Worthington .
- D. 381,799 8/1997 Hatfield .
- D. 383,291 9/1997 Fogg .
- D. 391,752 3/1998 Von Conta D2/969
- D. 416,129 11/1999 Lotti D2/972
- D. 425,292 5/2000 Matis D2/969

DESCRIPTION

FIG. 1 is a perspective view of a portion of a shoe upper showing our new design;

FIG. 2 is a side elevational view thereof;

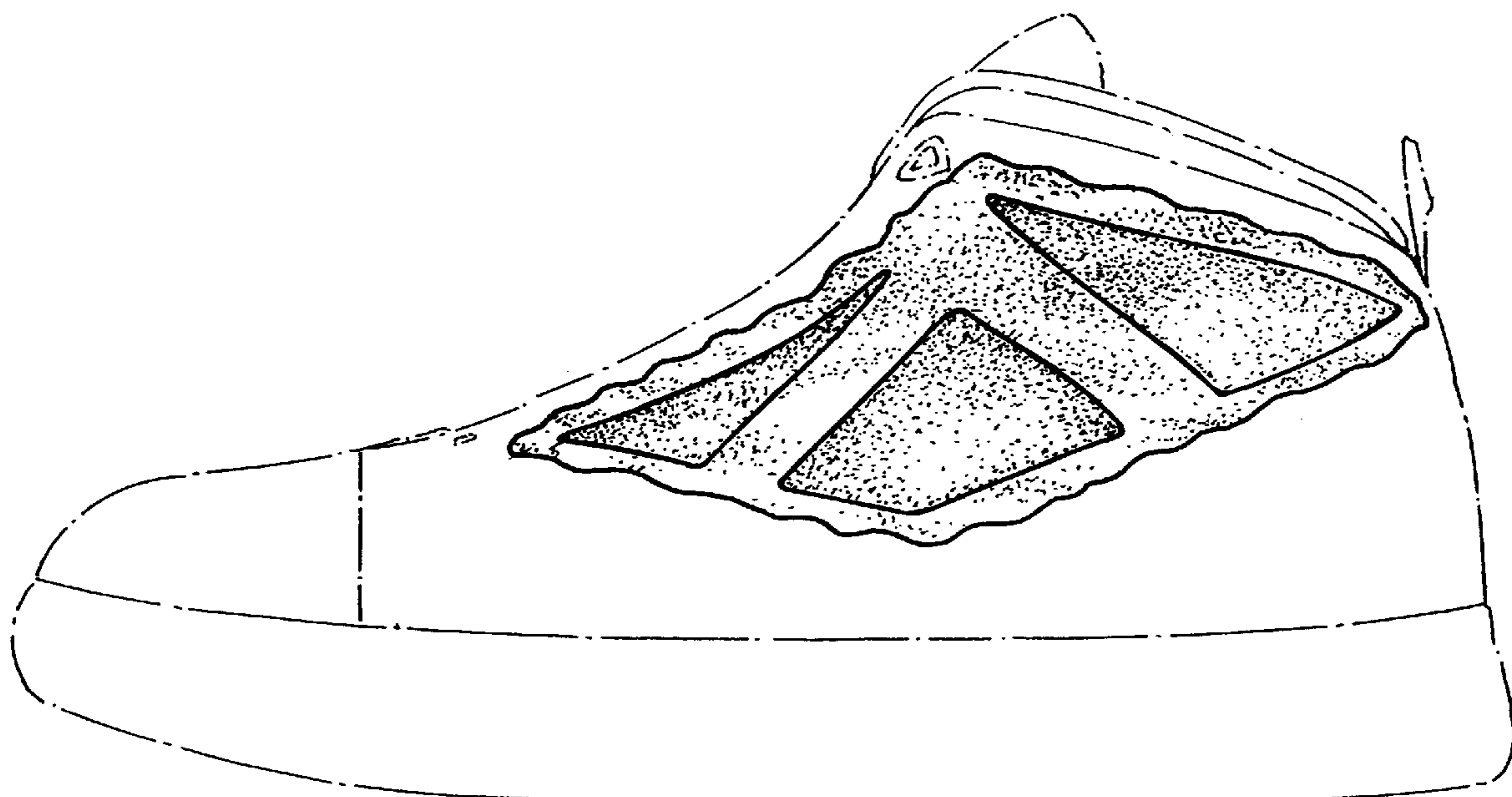
FIG. 3 is a front elevational view thereof;

FIG. 4 is a rear elevational view thereof; and,

FIG. 5 is a top plan view thereof.

The uneven broken line showing of the remainder of the shoe is for illustrative purposes only and forms no part of the claimed design.

1 Claim, 2 Drawing Sheets



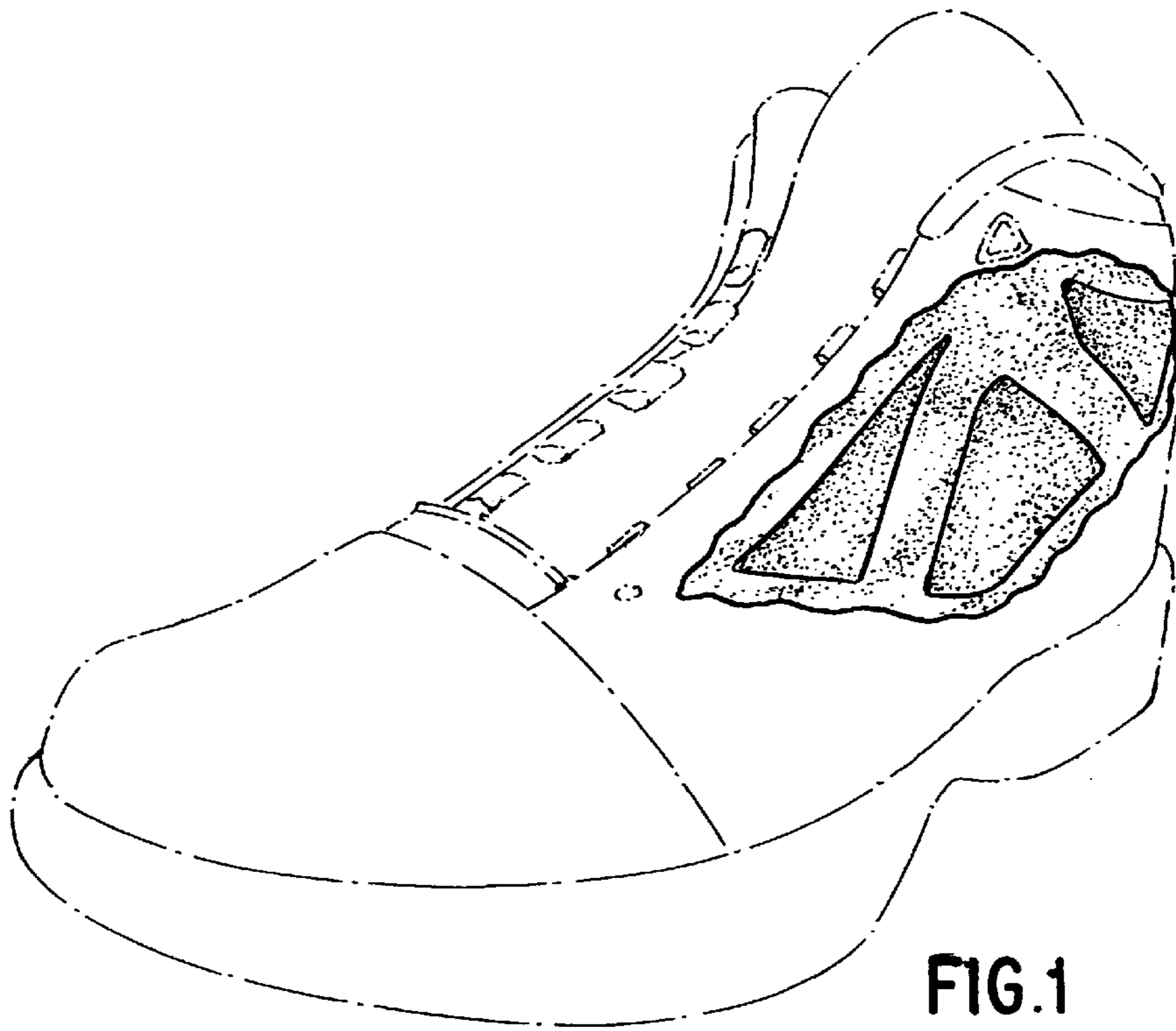


FIG. 1

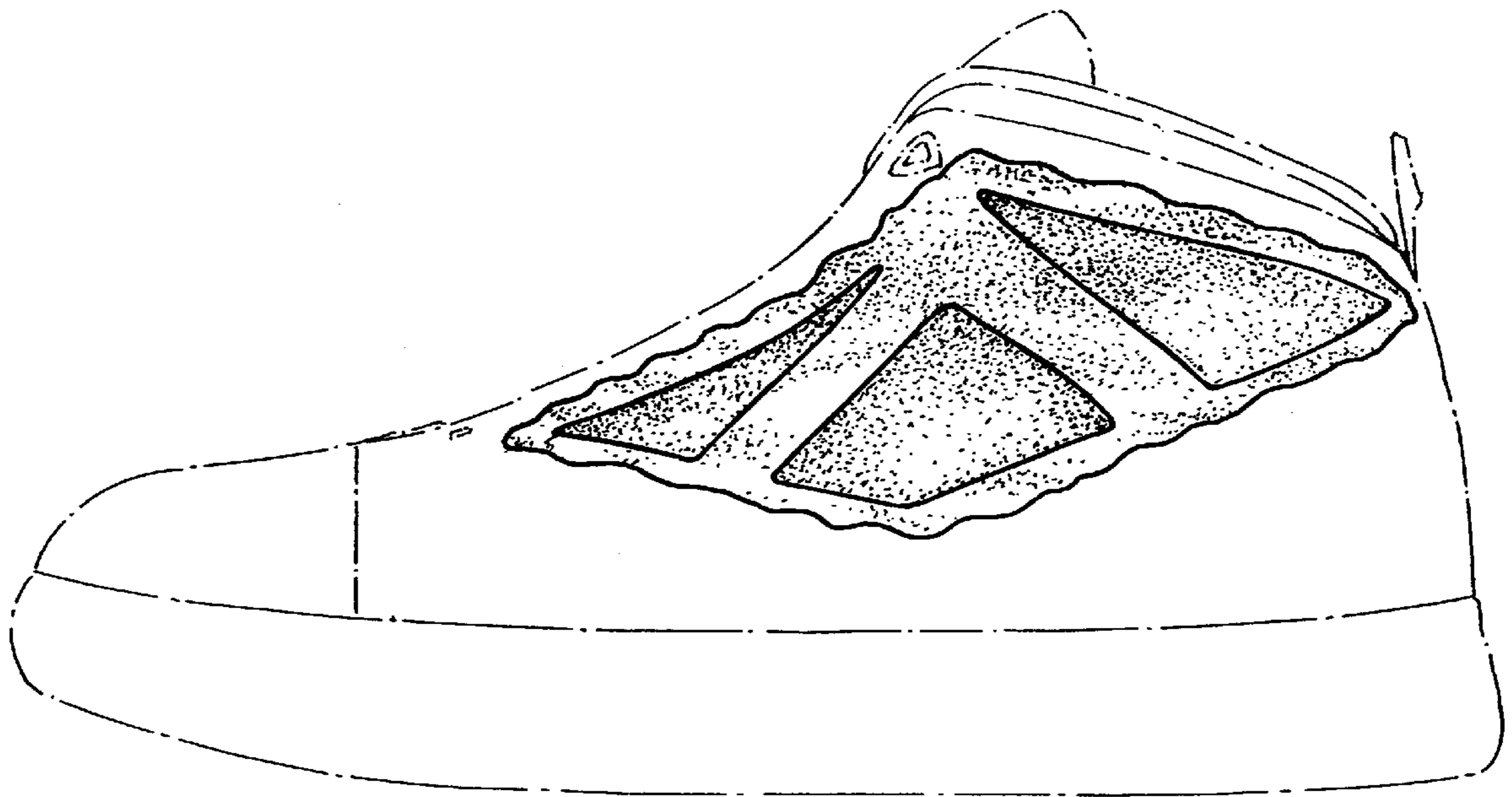


FIG. 2




FIG. 3

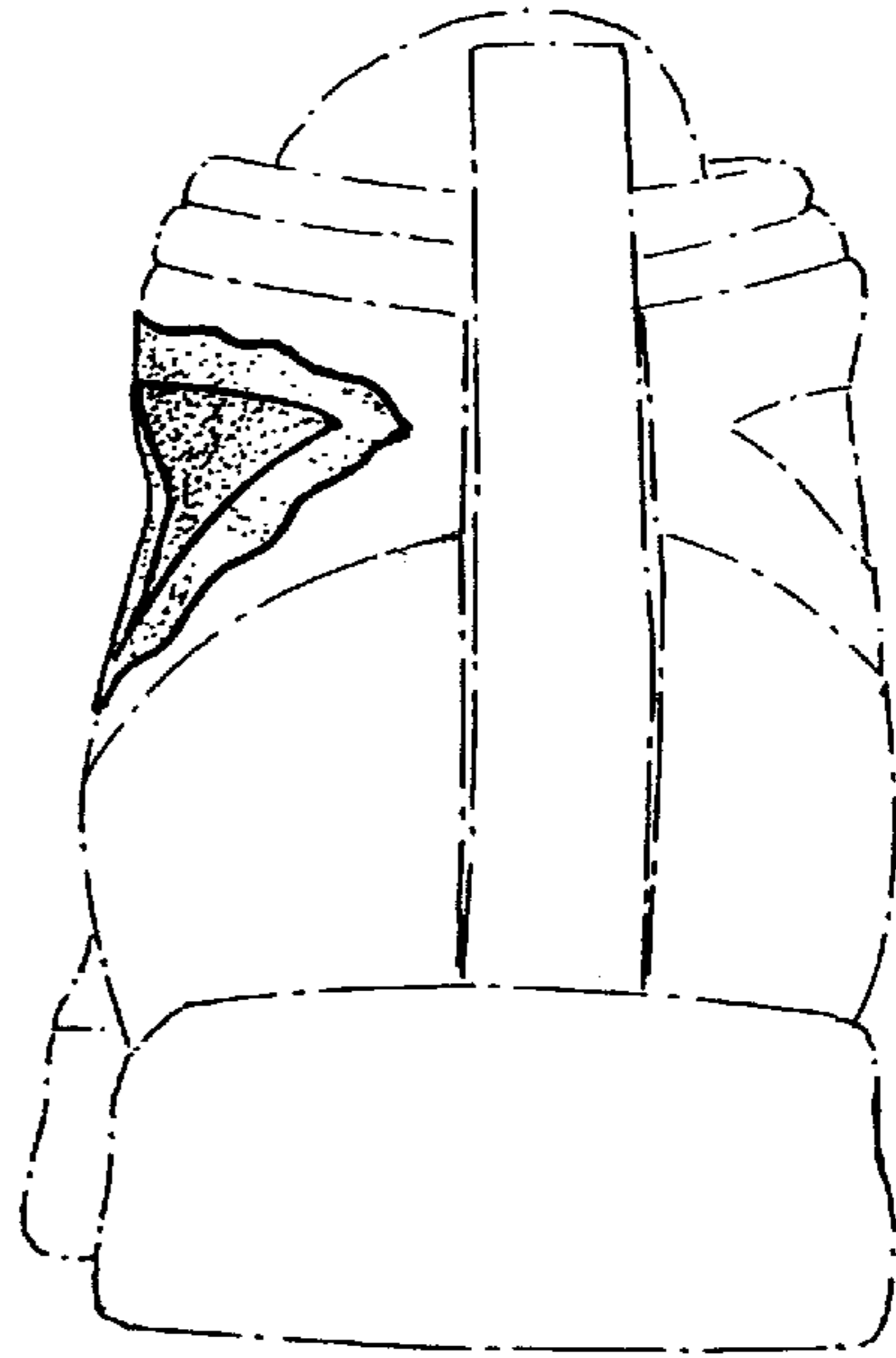


FIG. 4

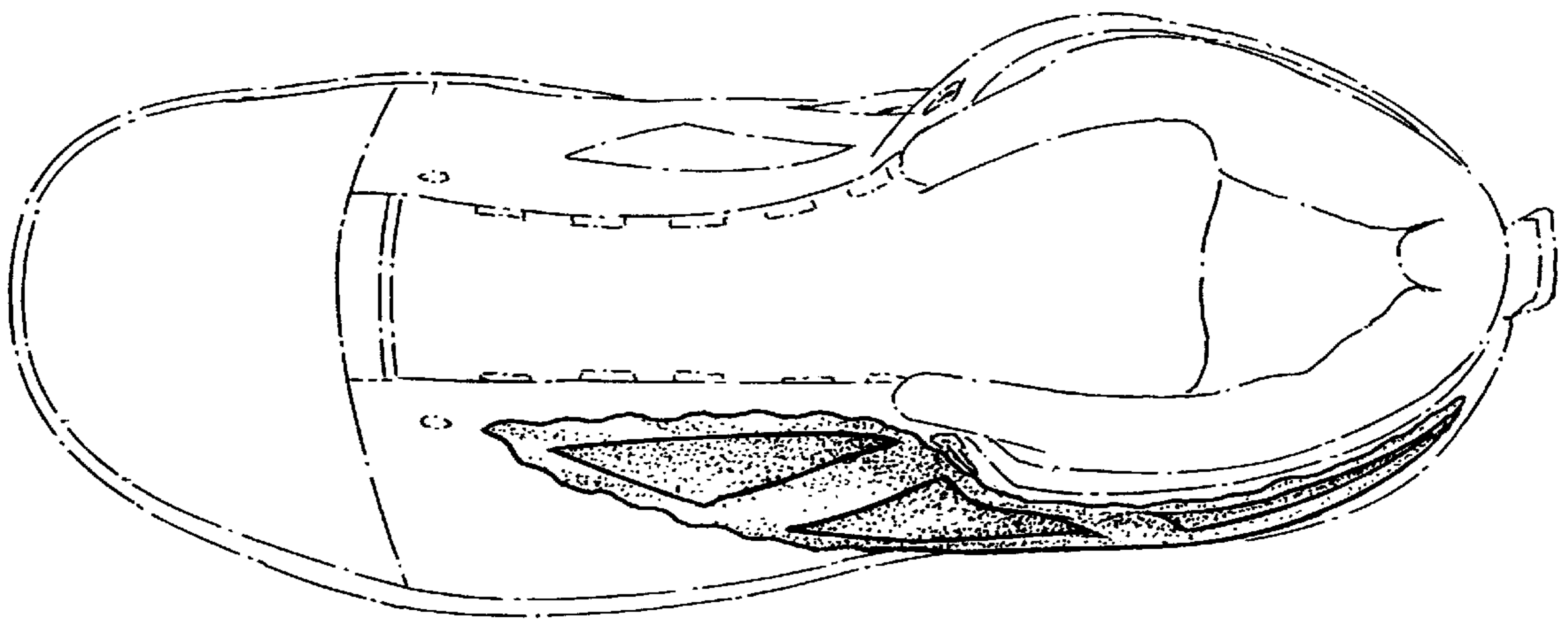


FIG. 5