



US00D431695S

United States Patent [19] Burt

[11] Patent Number: **Des. 431,695**
[45] Date of Patent: **** Oct. 3, 2000**

[54] **CAT HAMMOCK**

5,823,217 10/1998 Rice D30/118
5,860,389 1/1999 Caldwell 119/28.5

[76] Inventor: **Jean Burt**, 615 Boca Ciega Pt. S., St. Petersburg, D, Fla. 33708

OTHER PUBLICATIONS

[**] Term: **14 Years**

Spencer's catalog; Jun. 20, 1990; p. 44; Pet Hammock (52835).

[21] Appl. No.: **29/098,820**

How To Make PVC Pipe Furniture For Indoors & Outdoors from The Family Workshop; 1985; drawing—p. 38; photograph—p. 121; Design search room, Outdoor Furniture catalogs box C-9.

[22] Filed: **Jan. 6, 1999**

[51] **LOC (7) Cl.** **30-06**

[52] **U.S. Cl.** **D30/118; 30/6**

[58] **Field of Search** D30/118, 161; D6/387, 601, 388; 5/120, 122, 123, 945, 127-128; 119/28.5, 161-170, 496, 482, 484, 498, 709, 497

Primary Examiner—Cathy Anne MacCormac
Attorney, Agent, or Firm—Larson & Larson, P.A.; James E. Larson

[57] CLAIM

[56] References Cited

The ornamental design for a cat hammock, as shown and described.

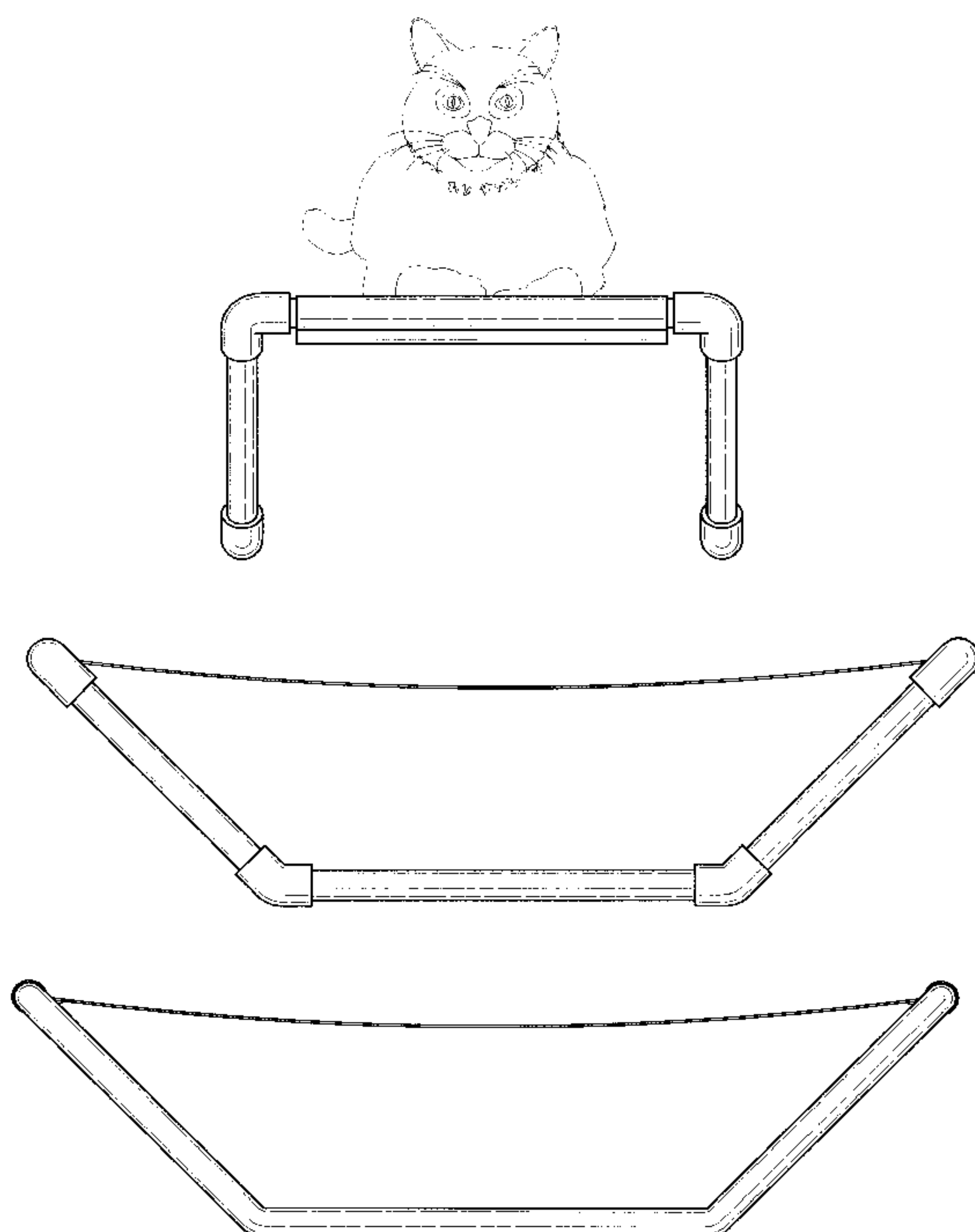
U.S. PATENT DOCUMENTS

DESCRIPTION

D. 127,808	6/1941	McGillicuddy	D30/118
D. 294,752	3/1988	Palier	D30/118
D. 294,901	3/1988	Partin	D6/387
D. 338,744	8/1993	Marlon et al.	D30/118
D. 342,841	1/1994	Campanello	D6/387
D. 374,512	10/1996	Kiley et al.	D30/118
D. 379,682	6/1997	Rafaat	D30/118
D. 406,199	3/1999	Liu	D6/387
1,400,049	12/1921	Goddard	5/128
2,569,596	10/1951	Anderegg	5/122
2,980,058	4/1961	Hoffman	119/28.5
3,125,663	3/1964	Hoffman	119/28.5
3,321,780	5/1967	Morris	5/122
3,565,040	2/1971	Pohl	119/28.5
4,797,961	1/1989	Pasquariello	5/127
5,095,563	3/1992	Miller	5/123
5,113,537	5/1992	Turk	5/123
5,659,906	8/1997	Nickell et al.	5/122
5,729,845	3/1998	Hsu	5/122

FIG. 1 is a front view of a cat hammock, showing my new design, the rear view being identical;
FIG. 2 is a side elevational view thereof, both sides being identical;
FIG. 3 is a top plan view thereof; and
FIG. 4 is a bottom plan view thereof;
FIG. 5 is a front view of an alternate embodiment of a cat hammock, showing my new design, the rear view being identical;
FIG. 6 is a side elevational view of the alternate embodiment, both sides being identical;
FIG. 7 is a top plan view of the alternate embodiment; and,
FIG. 8 is a bottom plan view of the alternate embodiment.
The broken line illustration of a cat of FIG. 1 forms no part of the claimed design.

1 Claim, 4 Drawing Sheets






Fig. 1




Fig. 2

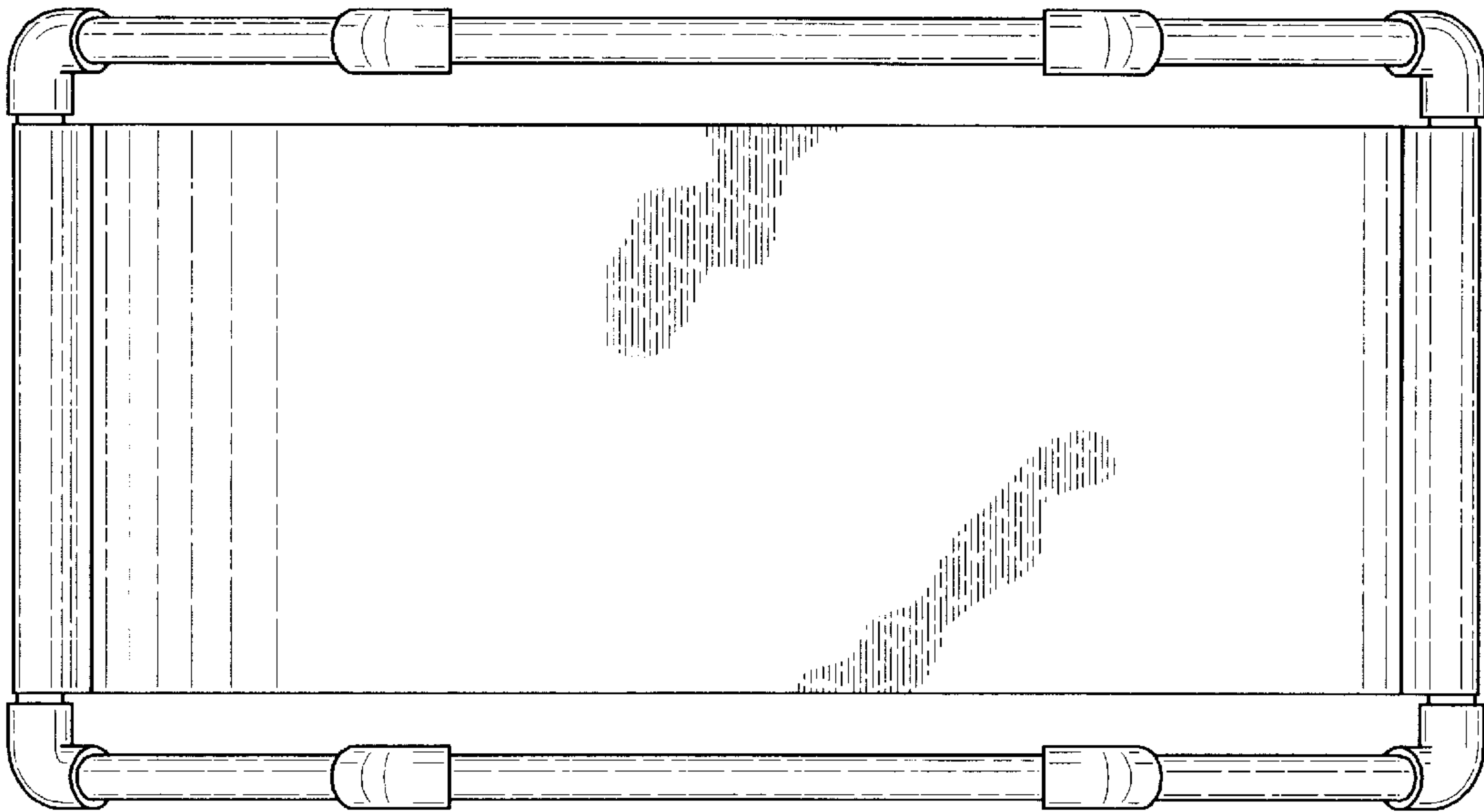


Fig. 4

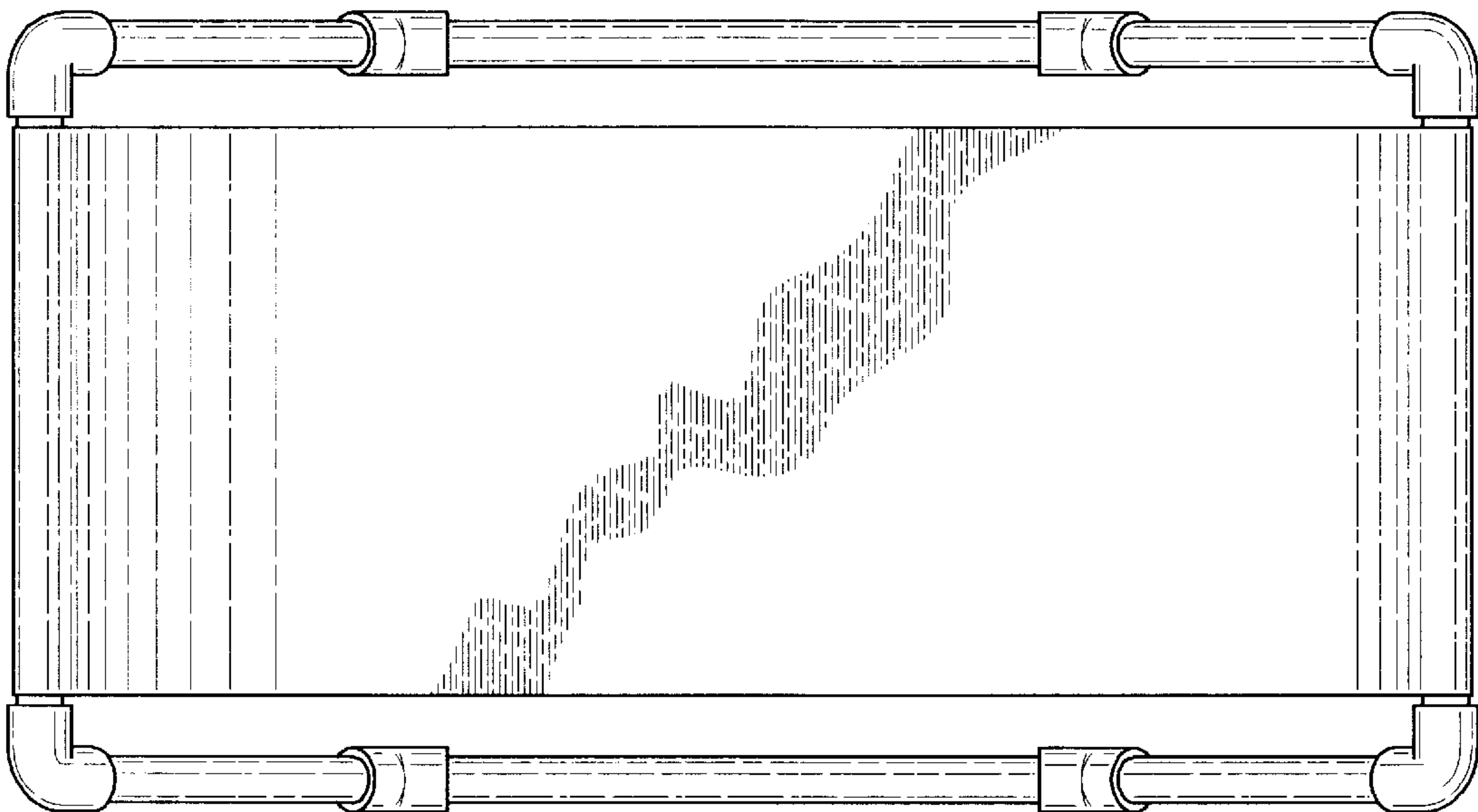


Fig. 3




Fig. 5

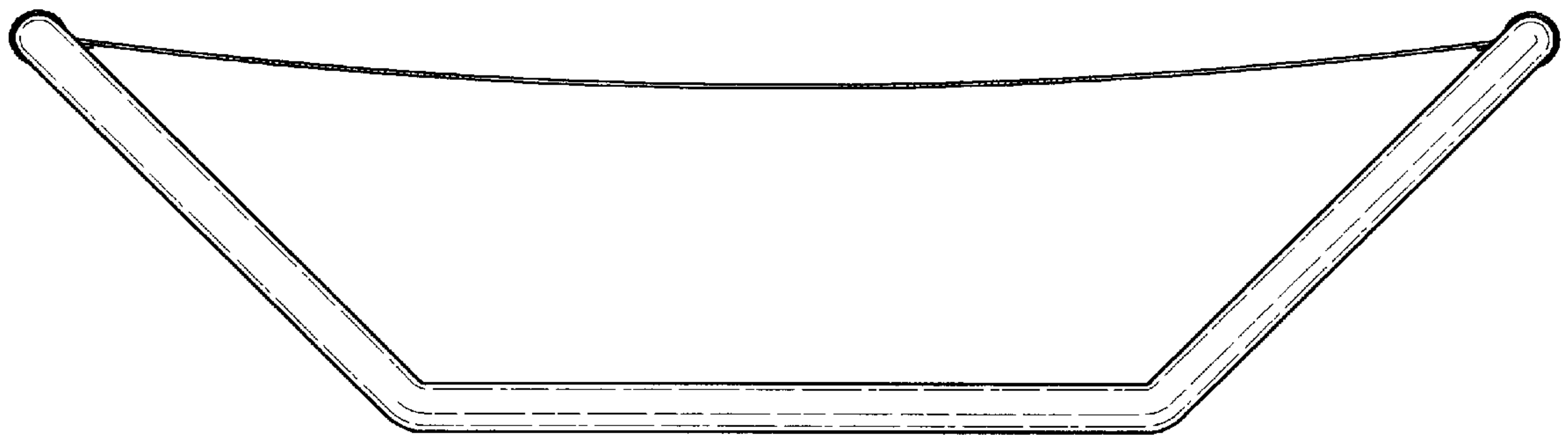


Fig. 6




Fig. 8

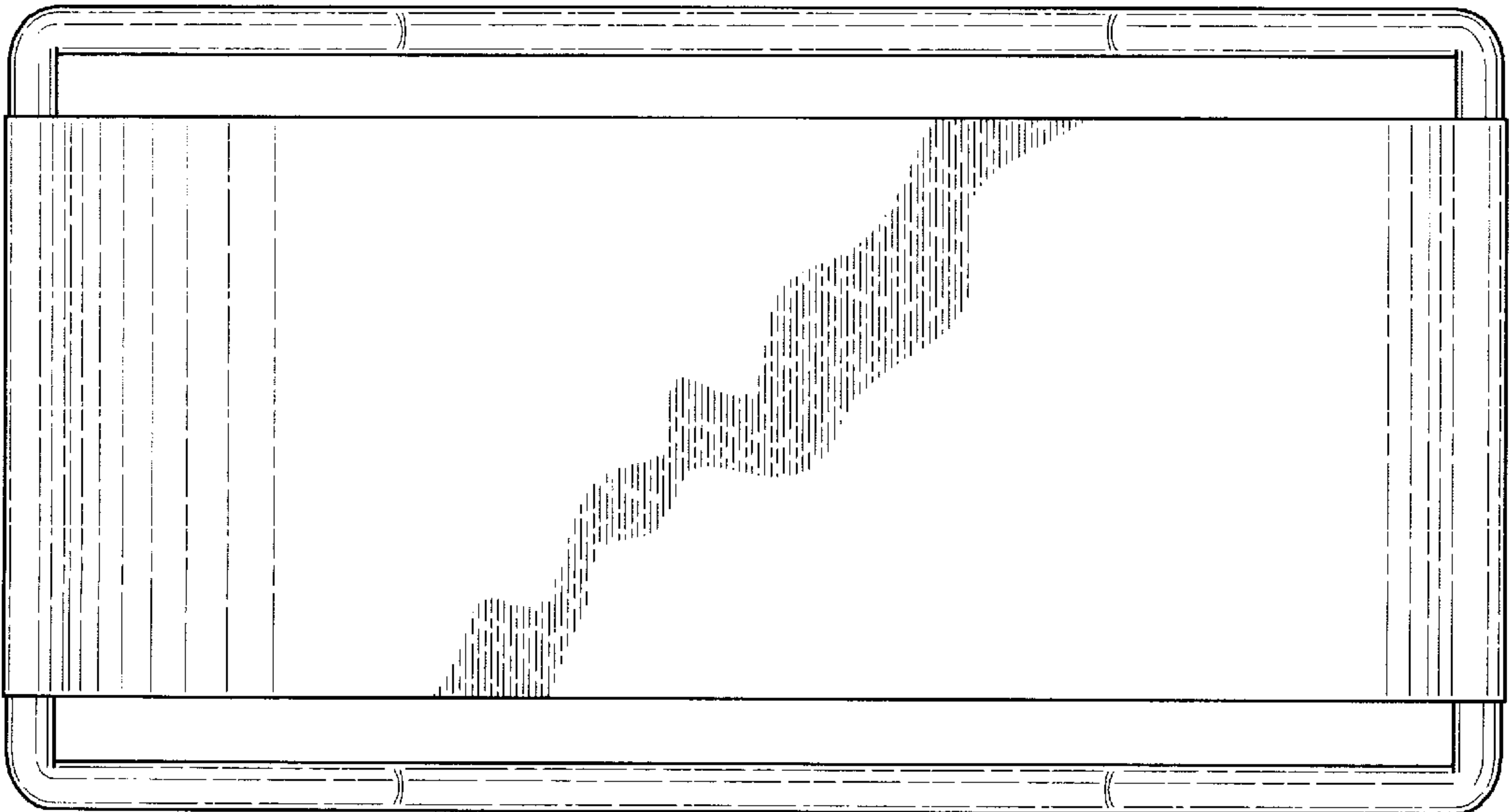


Fig. 7