



US00D431692S

**United States Patent** [19]  
**Barlow**

[11] **Patent Number: Des. 431,692**  
[45] **Date of Patent: \*\* Oct. 3, 2000**

[54] **OVEN PAD AND MITT KIT**

[76] Inventor: **Do Thi D Barlow**, 4680 Swift Barlow Dr., Blairsville, Ga. 30512

[\*\*] Term: **14 Years**

[21] Appl. No.: **29/117,333**

[22] Filed: **Jan. 21, 2000**

[51] **LOC (7) Cl.** ..... **06-13**

[52] **U.S. Cl.** ..... **D29/118; D29/119; D21/621; D21/645**

[58] **Field of Search** ..... D29/118-119, D29/113, 122-123; D2/613, 615, 622, 623; D21/588, 645-649, 621, 631; 2/158, 161.6, 16, 20

[56] **References Cited**

**U.S. PATENT DOCUMENTS**

D. 49,056	5/1916	Eskridge	.....	D21/648
D. 320,052	9/1991	Davis	.....	D21/631
D. 378,304	3/1997	Flynn	.....	D21/631
D. 401,020	11/1998	Barlow	.....	D29/119
D. 415,322	10/1999	Barlow	.....	D29/119

*Primary Examiner*—Louis S. Zarfaz  
*Assistant Examiner*—Robert A. Delehanty

[57] **CLAIM**



The ornamental design for a oven pad and mitt kid, as shown and described.


**DESCRIPTION**

FIG. 1 is a front elevational view of the oven pad and mitt kit of the present invention;  
FIG. 2 is a rear elevational view of the oven pad and mitt kit of FIG. 1;  
FIG. 3 is a left side elevational view of the oven pad and mitt kit of FIG. 1;  
FIG. 4 is a right side elevational view of the oven pad and mitt kit of FIG. 1;  
FIG. 5 is a top plan view of the oven pad and mitt kit of FIG. 1; and,  
FIG. 6 is a bottom plan view of the oven pad and mitt kit of FIG. 1.

The fragmentary cris-cross pattern shown in the drawing is understood to represent fabric and is repeated uniformly throughout the areas shown.

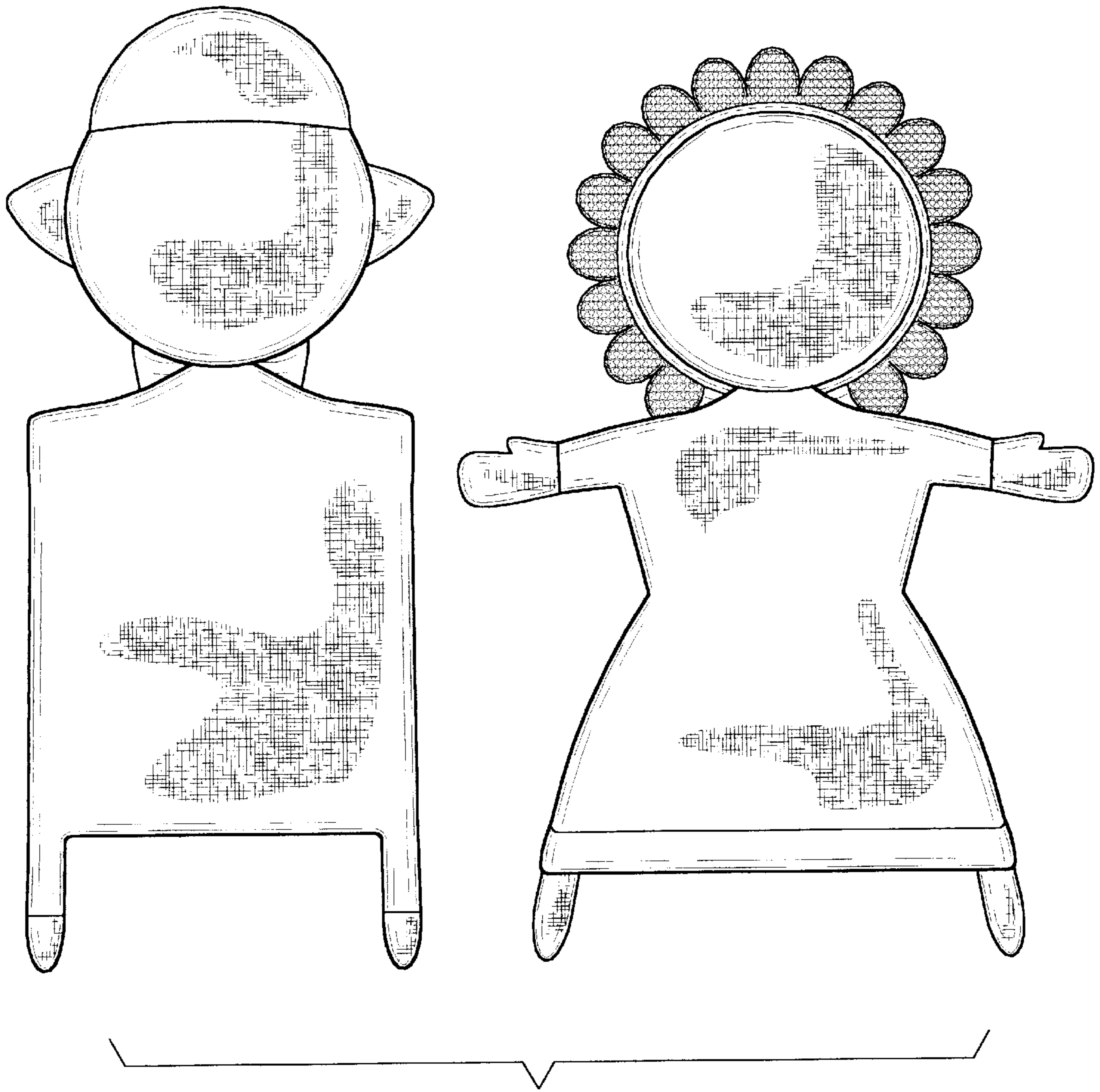
**1 Claim, 4 Drawing Sheets**



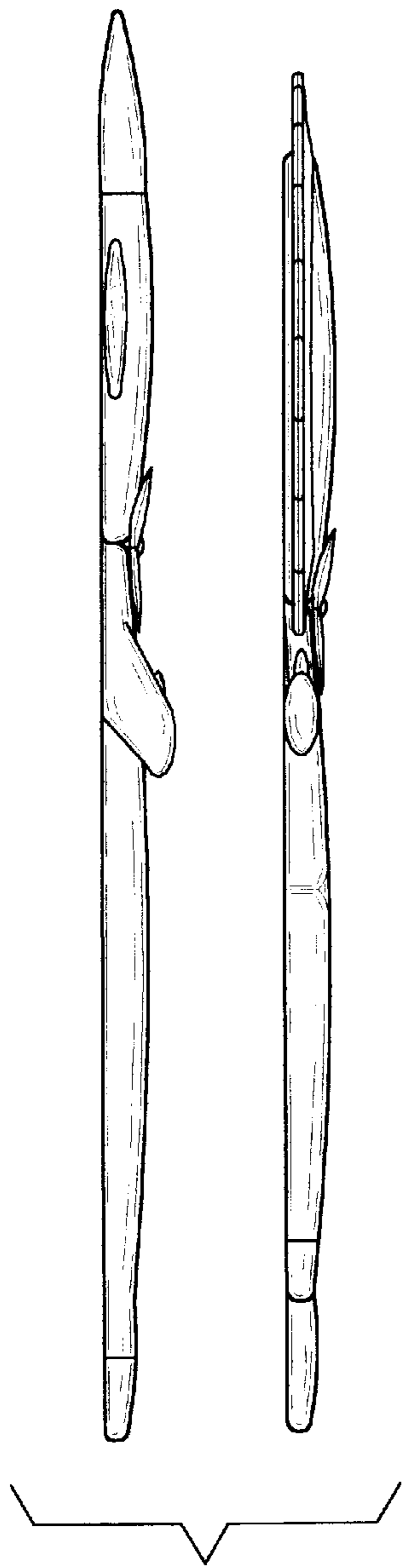


*Fig. 1*

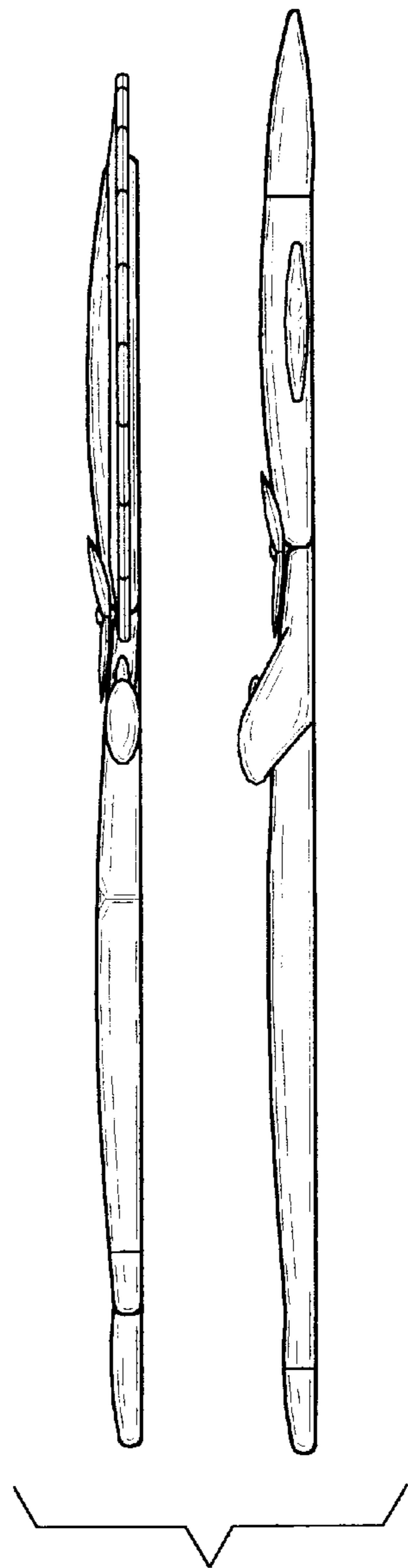




*Fig.2*



*Fig. 3*



*Fig. 4*

