



US00D431684S

United States Patent [19]

Sartena

[11] Patent Number: Des. 431,684

[45] Date of Patent: ** Oct. 3, 2000

[54] HAIR ADORNMENT

[75] Inventor: Stacey Eve Sartena, Great Neck, N.Y.

[73] Assignee: Hair Blast, Inc., Great Neck, N.Y.

[**] Term: 14 Years

[21] Appl. No.: 29/114,247

[22] Filed: Nov. 23, 1999

[51] LOC (7) Cl. 28-04

[52] U.S. Cl. D28/92

[58] Field of Search D28/25, 28, 39, D28/40, 92, 41, 42, 43; 132/273, 274, 275, 276, 277, 278, 279, 53, 54, 55

[56] References Cited

U.S. PATENT DOCUMENTS

- 250,967 12/1881 Presser .
- D. 261,181 10/1981 Sands .
- D. 335,390 5/1993 Yim .
- D. 356,398 3/1995 Hafid .
- D. 381,119 7/1997 Chang .
- D. 381,767 7/1997 Chang .
- D. 384,786 10/1997 LaFauci .
- D. 403,109 12/1998 Potut D28/40
- D. 410,302 5/1999 Yasuda D28/40
- D. 414,583 9/1999 Yasuda D28/40
- 794,479 7/1905 Austin .
- 1,346,718 7/1920 Muller .
- 1,526,440 2/1925 Skaruda .
- 1,594,741 8/1926 Lewis .
- 1,714,358 5/1929 Finkelstein .
- 2,620,809 12/1952 Rosen .
- 2,651,310 9/1953 Selson .
- 2,849,007 8/1958 Behr .
- 4,254,783 3/1981 Kim .
- 4,998,186 3/1991 Cocca .
- 5,441,061 8/1995 Jordan et al. .

- 5,501,239 3/1996 Walker 132/275
- 5,549,127 8/1996 Chang .
- 5,803,096 9/1998 Lee .
- 5,873,377 2/1999 Yang .
- 5,890,498 4/1999 Kawaguchi .

FOREIGN PATENT DOCUMENTS

- 6823 7/1904 Denmark .
- 421964 10/1910 France .
- 460804 10/1912 France .
- 540368 1/1921 France .
- 126305 6/1921 Switzerland .
- 135892 12/1924 Switzerland .
- 362668 8/1962 Switzerland .
- 23134 of 1897 United Kingdom .

OTHER PUBLICATIONS

- Hong Kong Enterprise p. 1139 #271, Oct. 1997.
- Hong Kong Enterprise p. 1121 #B457N, Oct. 1997.
- Henry Margu ,front page , left wig with braids, Feb. 1980.

Primary Examiner—Paula A. Mortimer
Attorney, Agent, or Firm—Schweitzer Cornman Gross & Bondell LLP


[57] CLAIM

The ornamental design for a hair adornment, as shown and described.

DESCRIPTION

FIG. 1 is a front perspective view of the hair adornment of the invention.
FIG. 2 is an enlarged and partial top and front perspective view thereof, shown for ease of illustration;
FIG. 3 is an enlarged and partial bottom and back perspective view thereof; and,
FIG. 4 is an enlarged and partial end view thereof, the opposite end view being a mirror image.

1 Claim, 4 Drawing Sheets






FIG. 1



FIG. 2




FIG. 3



FIG. 4