



US00D431675S

United States Patent [19] Rennie

[11] **Patent Number: Des. 431,675**

[45] **Date of Patent: ** Oct. 3, 2000**

[54] **MAKE UP APPLICATOR**

[75] Inventor: **Patrick Rennie**, Morristown, N.J.

[73] Assignee: **Qualipac**, Neuilly sur Seine, France

[**] Term: **14 Years**

[21] Appl. No.: **29/113,714**

[22] Filed: **Nov. 12, 1999**

[30] **Foreign Application Priority Data**

Oct. 21, 1999 [FR] France 99 3836

[51] **LOC (7) Cl.** **28-02**

[52] **U.S. Cl.** **D28/7**

[58] **Field of Search** D28/7; 132/215,
132/218, 317, 320; D24/119, 151; 601/137,
154

[56] **References Cited**

U.S. PATENT DOCUMENTS

D. 260,560	9/1981	Flower	D28/7
D. 296,005	5/1988	Alkire	D24/151
D. 328,366	7/1992	Villani	D28/7
D. 351,483	10/1994	Angeletta	D28/7
D. 391,671	3/1998	Spencer	D28/7
2,491,274	12/1949	McNeill	15/244.1 X
3,568,235	3/1971	Aston	15/244.1
3,577,582	5/1971	Aston	40/370

Primary Examiner—Paula A. Mortimer
Attorney, Agent, or Firm—Rothwell, Figg, Ernst & Manbeck, p.c.

[57] **CLAIM**

The ornamental design for a make up applicator, as shown and described.

DESCRIPTION

FIG. 1 is a side elevation view of the applicator of this invention, the other side elevation view being the mirror image of FIG. 1;

FIG. 2 is a top plan view of the applicator of FIG. 1 and the bottom plan view is the mirror image of it;

FIG. 3 is a end elevation view from the pad or front end of the make up applicator of FIG. 1;

FIG. 4 is an end elevation view of from the handle or rear end of the applicator of FIG. 1;

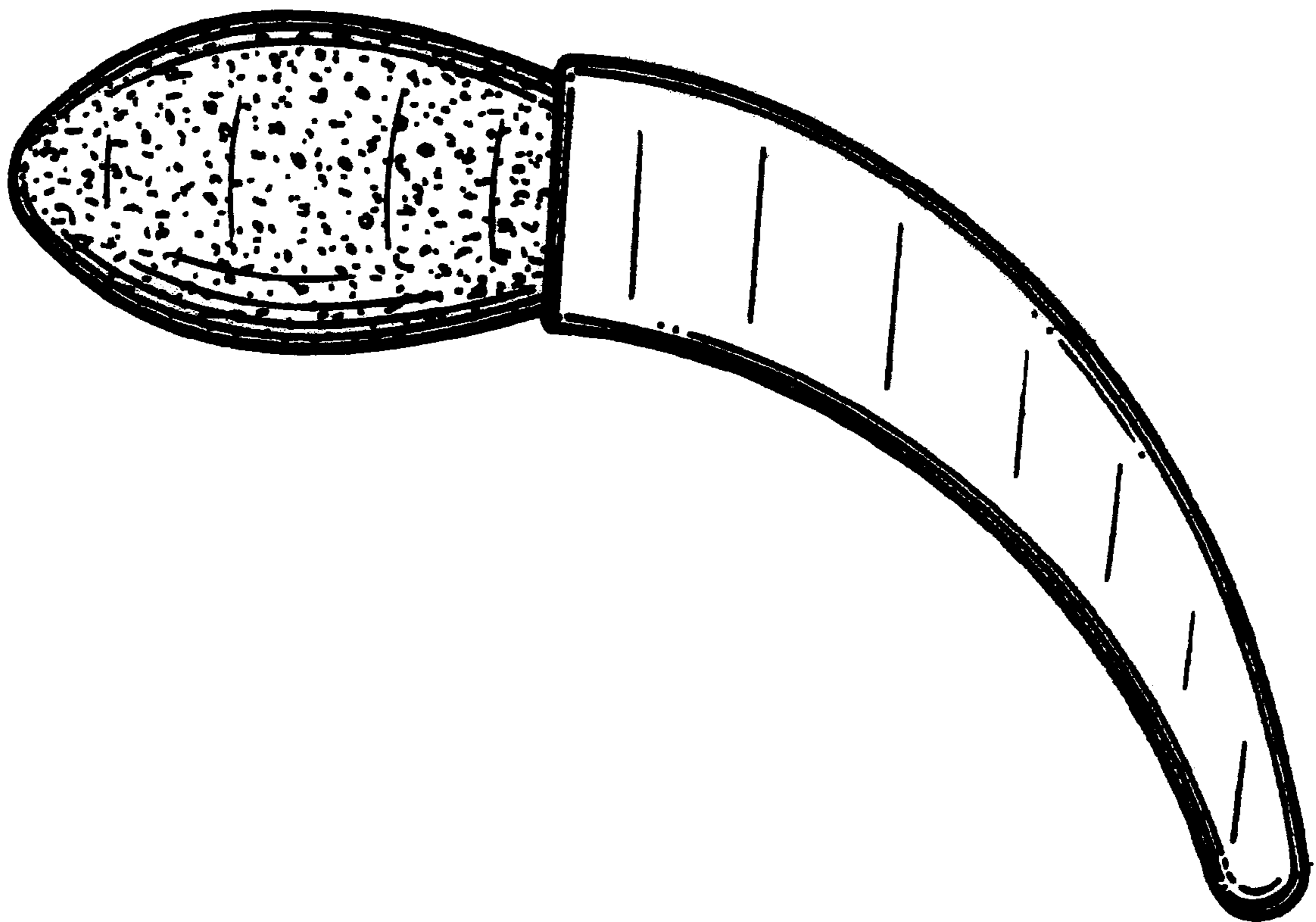
FIG. 5 is a side elevation view of a second embodiment of the applicator of this invention, the other side elevation view being the mirror image of FIG. 5;

FIG. 6 is a top plan view of the second embodiment of the applicator of FIG. 5 and the bottom plan view is the mirror image of it;

FIG. 7 is an end elevation view of the second embodiment from the pad end of the make up applicator of FIG. 5; and,

FIG. 8 is an end elevation view of the second embodiment from the handle end of the applicator of FIG. 5.

1 Claim, 2 Drawing Sheets



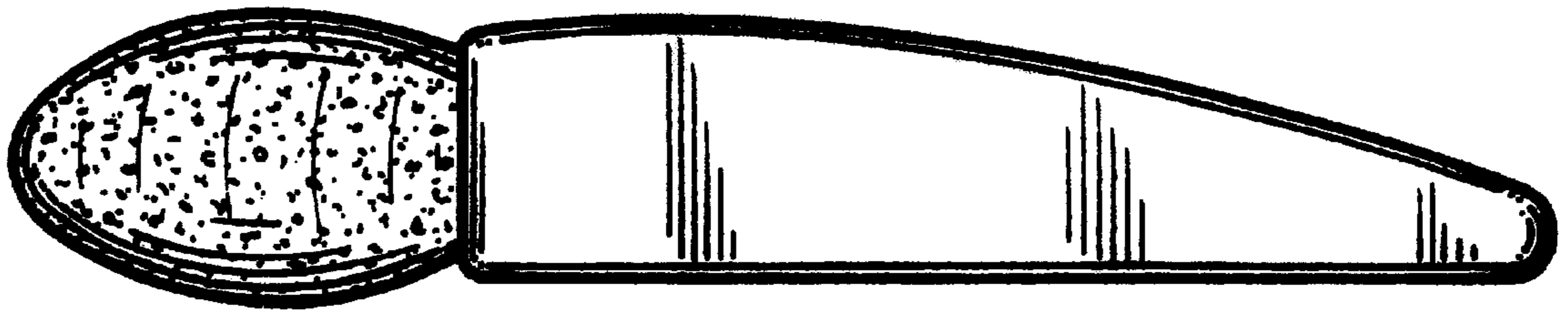


FIGURE 1

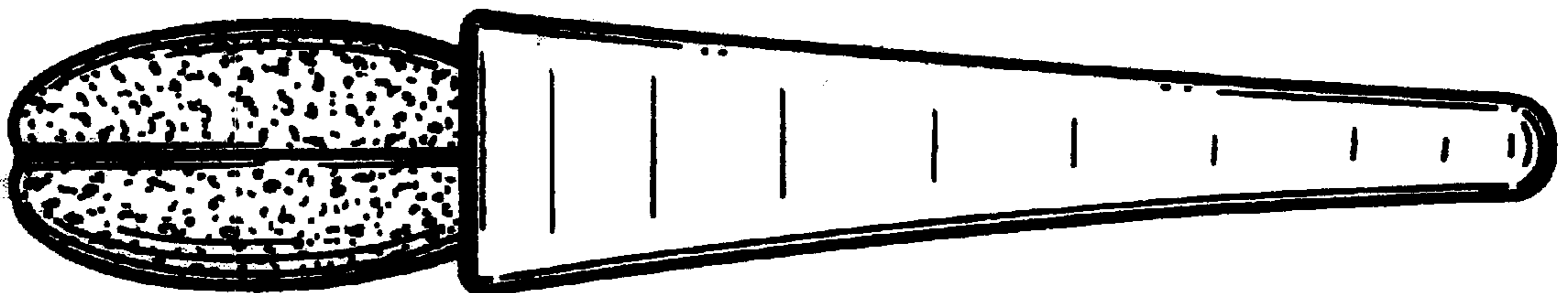


FIGURE 2

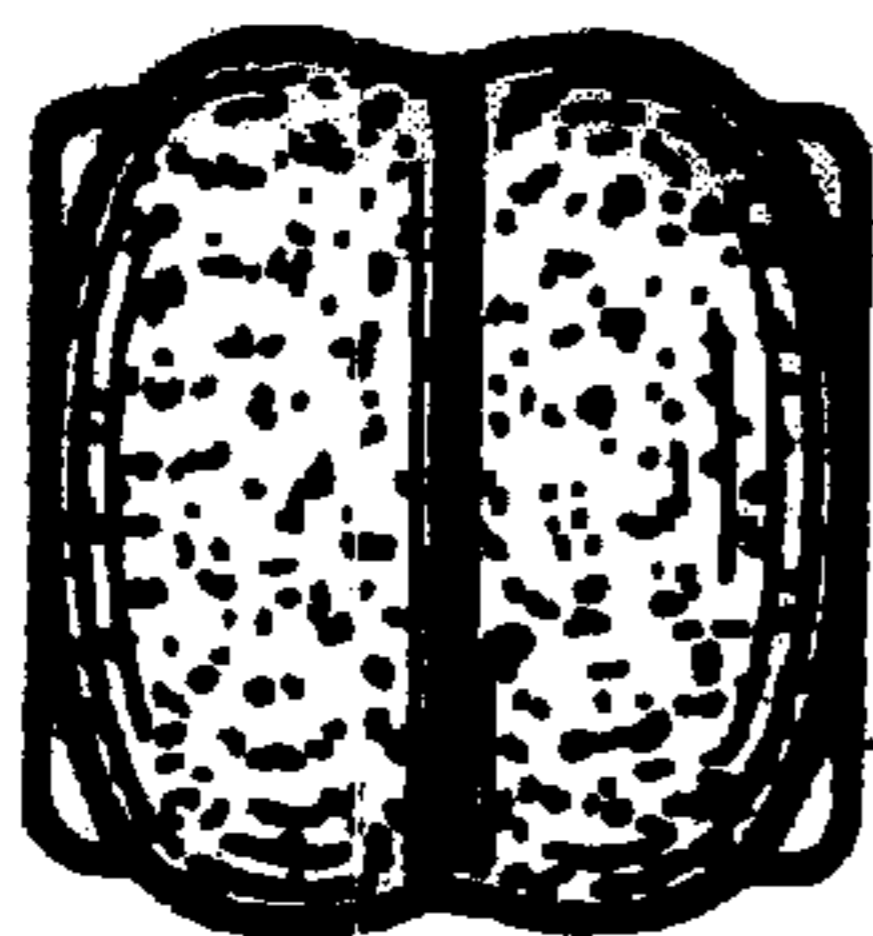


FIGURE 3




FIGURE 4

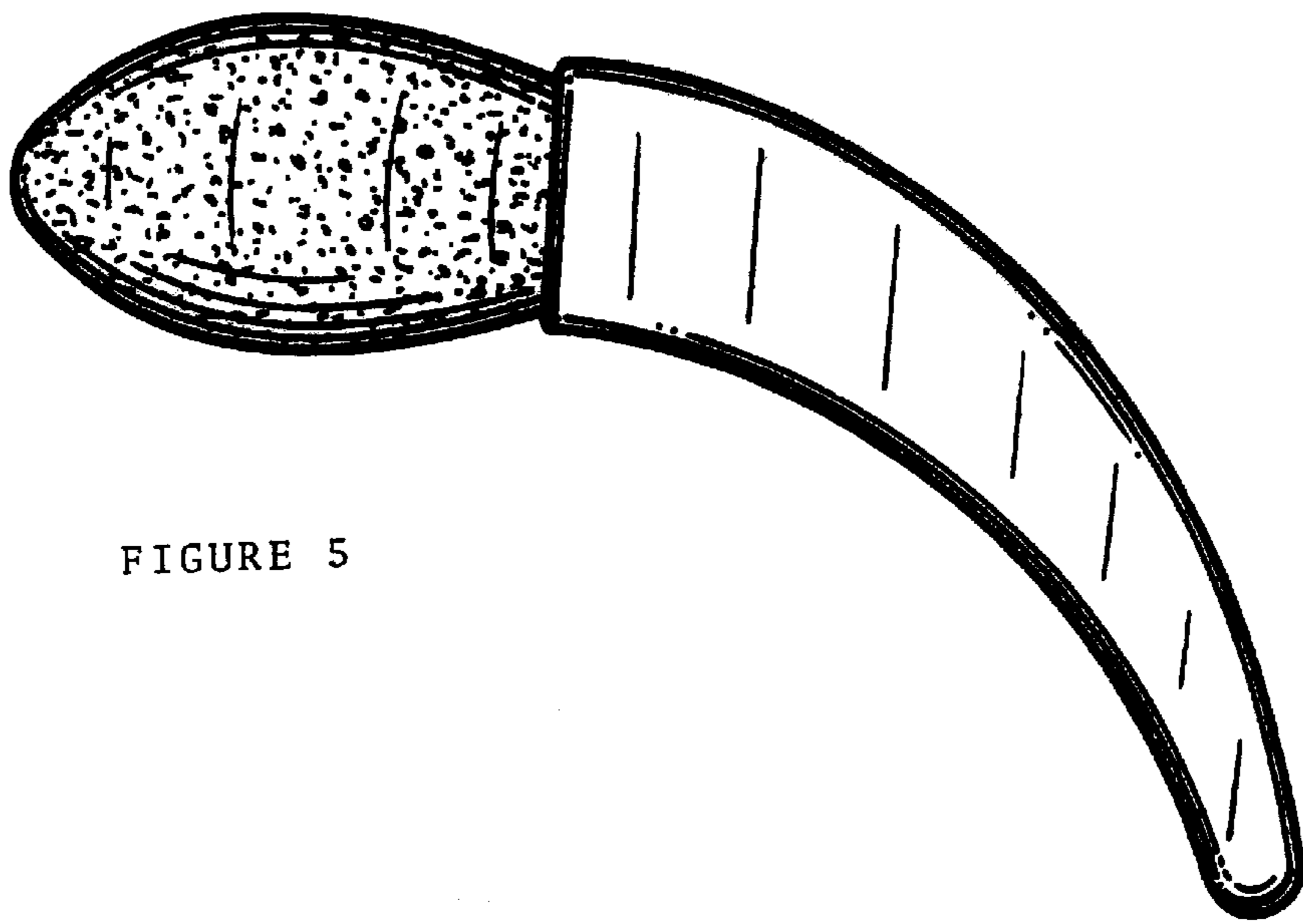


FIGURE 5

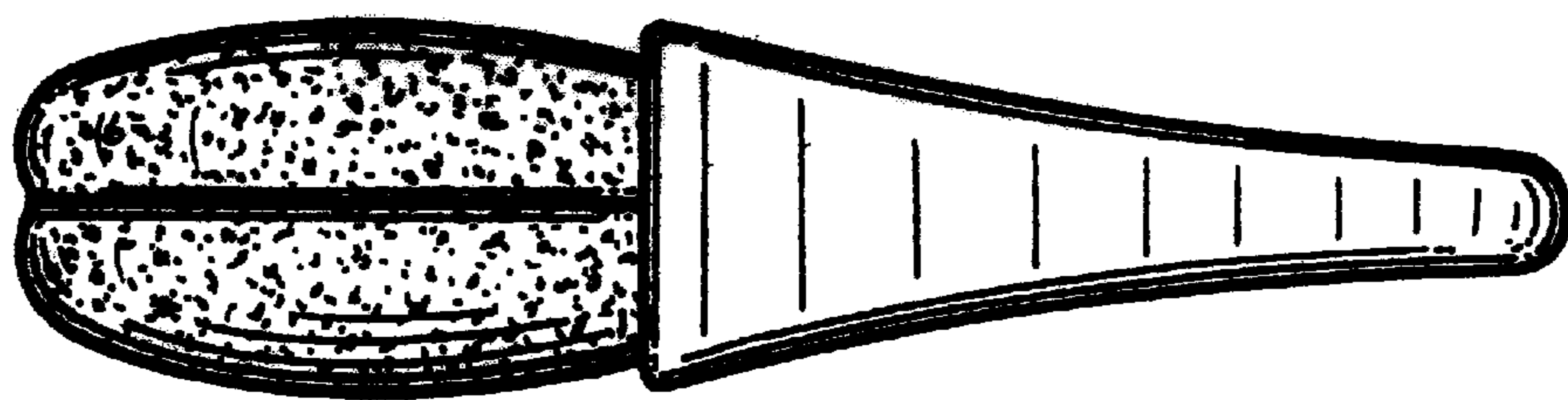


FIGURE 6



FIGURE 7

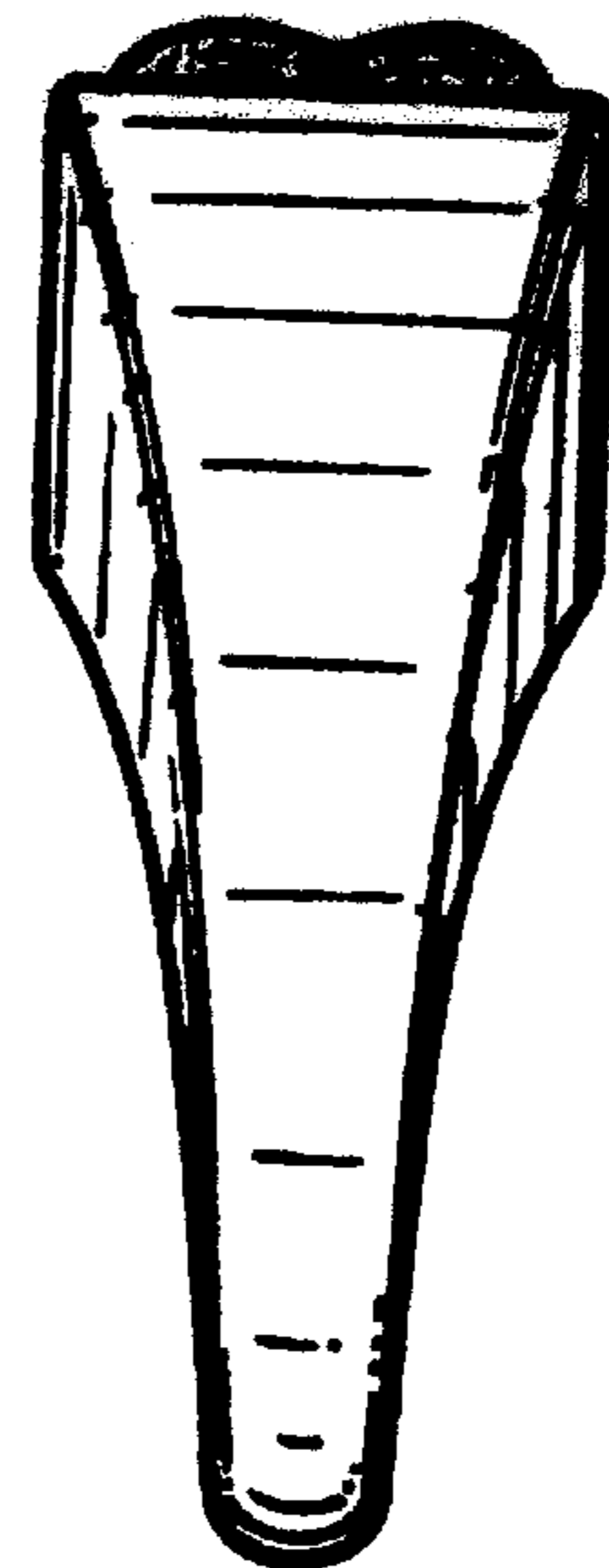


FIGURE 8