



US00D431673S

United States Patent [19]

Antoinio

[11] **Patent Number: Des. 431,673**
[45] **Date of Patent: ** Oct. 3, 2000**

[54] **LIGHTING FIXTURE ARM**

[75] Inventor: **Piva Antoinio**, Funzolo Dia Vedelago,
Italy

[73] Assignee: **Davoil, Inc.**, Fort Worth, Tex.

[**] Term: **14 Years**

[21] Appl. No.: **29/106,911**

[22] Filed: **Jun. 23, 1999**

[51] **LOC (7) Cl. 26-99**

[52] **U.S. Cl. D26/155**

[58] **Field of Search D26/142, 143,**
D26/144, 145, 148, 149, 152, 153, 155;
362/404-408, 432

[56] **References Cited**

U.S. PATENT DOCUMENTS

D. 67,560	6/1925	Walker	D26/155
D. 69,229	1/1926	Kranz	D26/155
D. 419,717	1/2000	Dolan	D26/155

Primary Examiner—Susan Lucas
Attorney, Agent, or Firm—Felsman, Bradley, Vaden, Gunter
& Dillon, LLP

[57] **CLAIM**

The ornamental design for a lighting fixture arm, as shown
and described.

DESCRIPTION

FIG. 1 is a left side view of the lighting fixture arm of the
present invention with a glass shade shown in phantom to
illustrate use of the arm;

FIG. 2 is a right side view of the lighting fixture arm;

FIG. 3 is a front view of the lighting fixture arm;

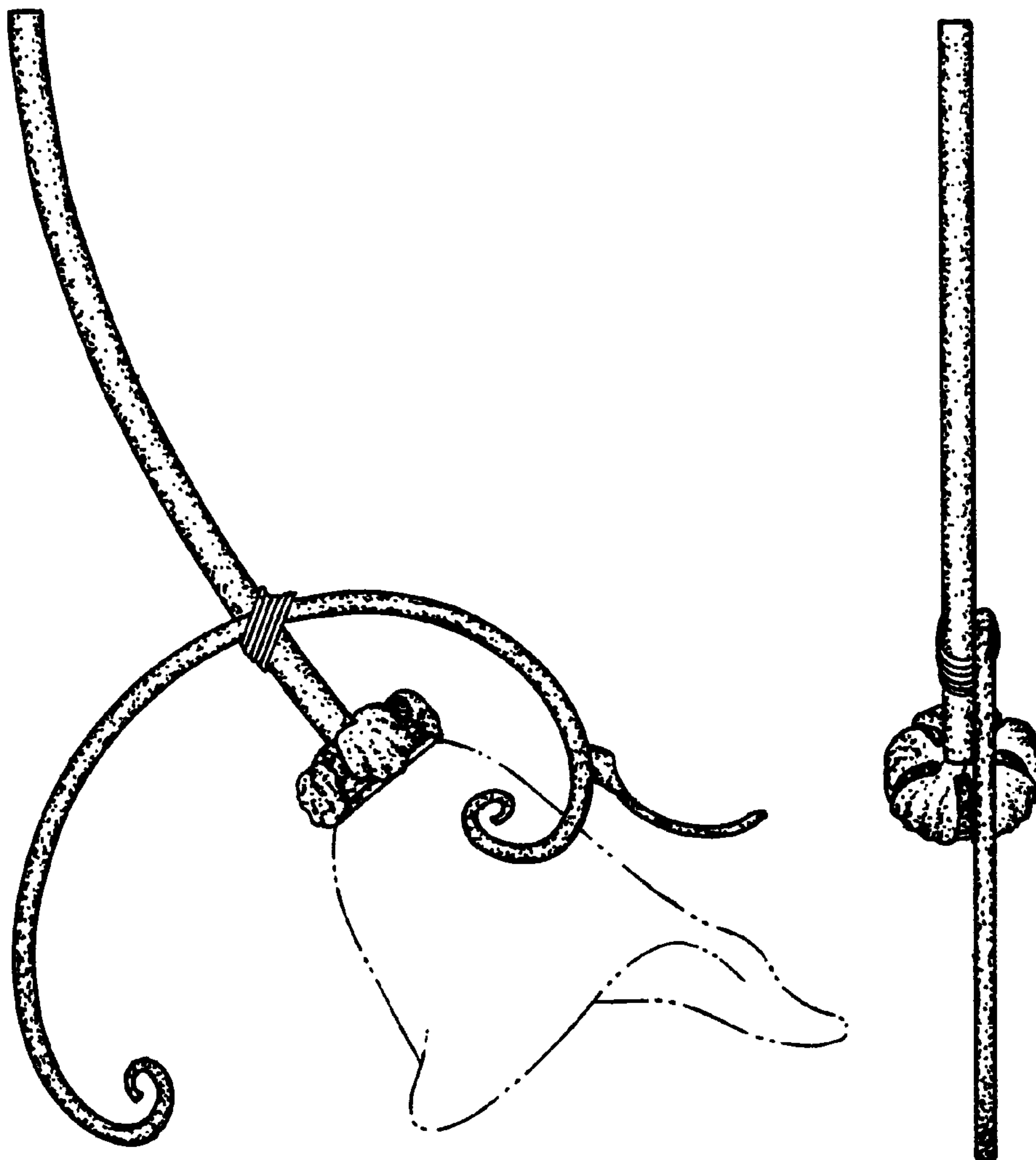
FIG. 4 is a back view of the lighting fixture arm;

FIG. 5 is a top view of the lighting fixture arm; and,

FIG. 6 is a bottom view of the lighting fixture arm.

Those portions of the drawing shown in phantom are for
illustrative purposes only, and do not form a part of the
invention.

1 Claim, 2 Drawing Sheets



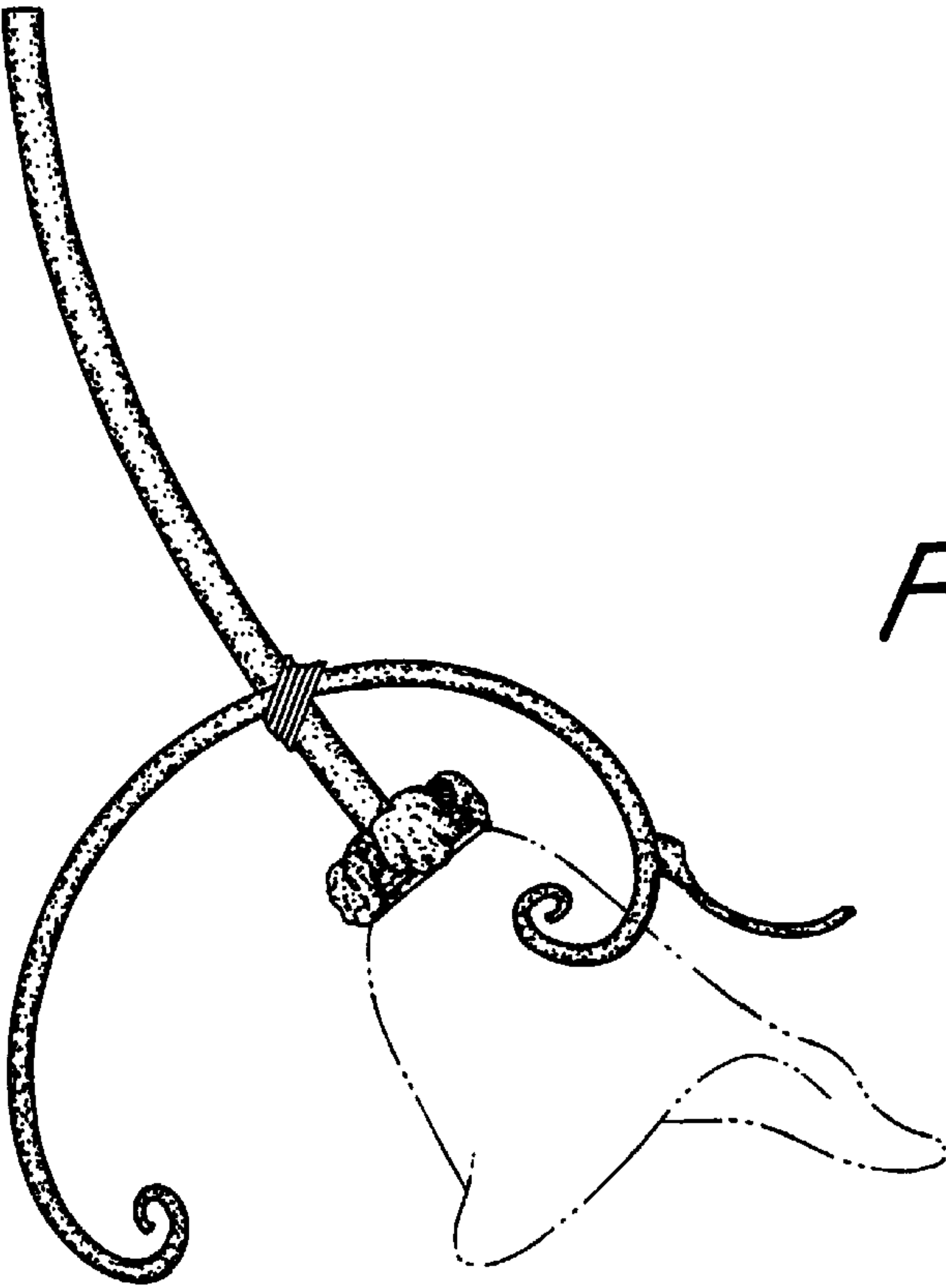


Fig. 1

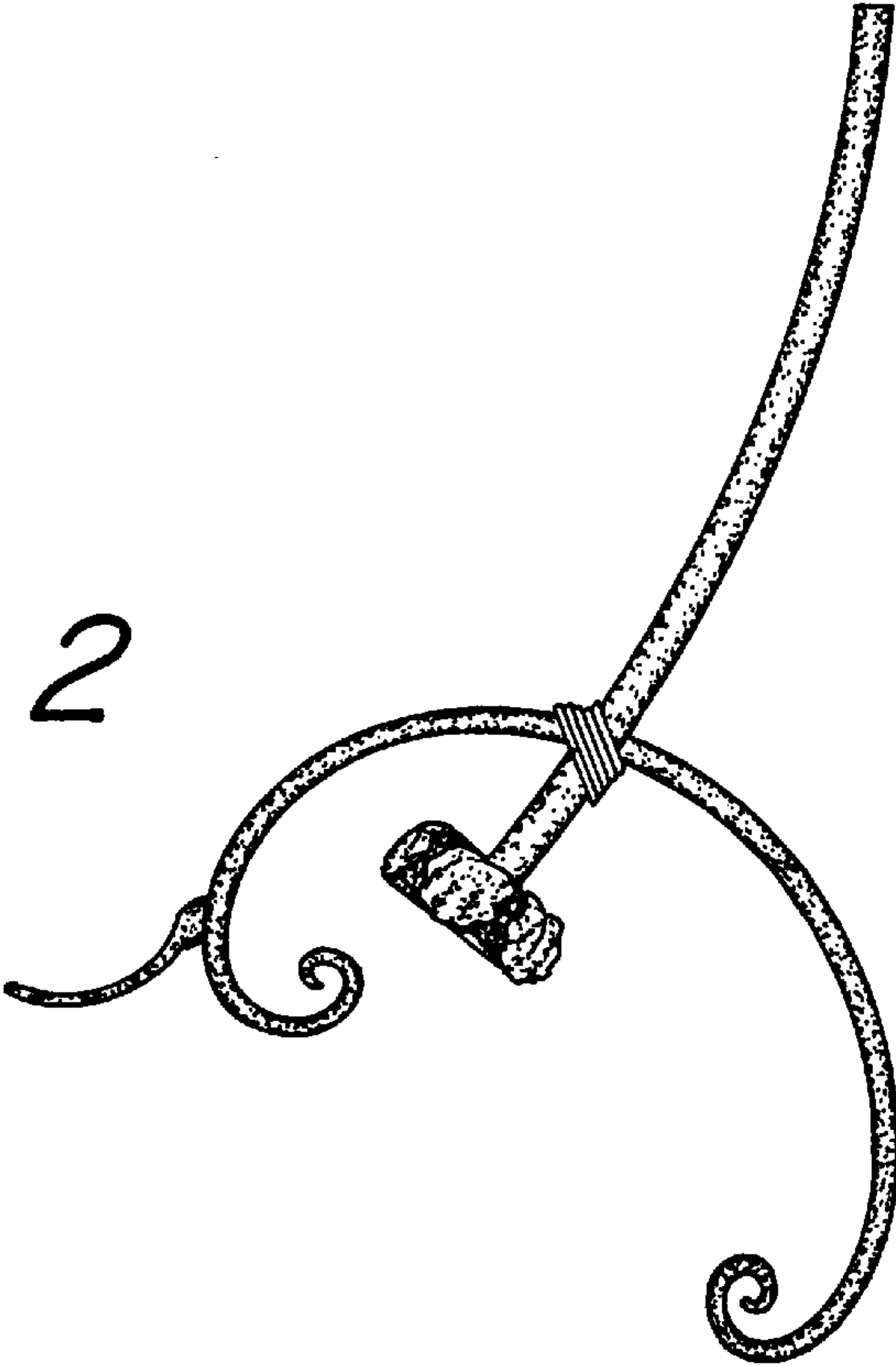


Fig. 2




Fig. 3




Fig. 4

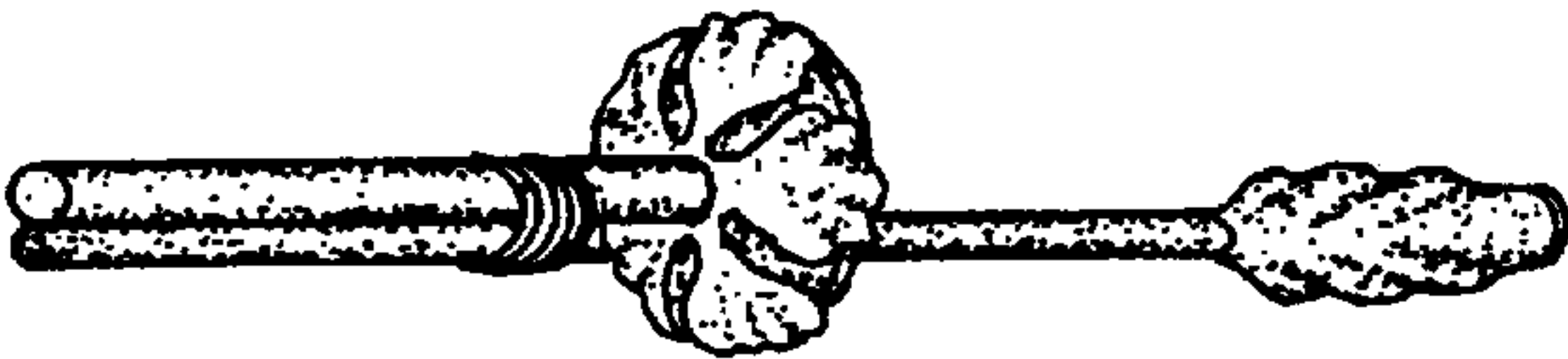


Fig. 5

Fig. 6

