



US00D431668S

United States Patent [19] Chandaria

[11] **Patent Number: Des. 431,668**

[45] **Date of Patent: ** Oct. 3, 2000**

[54] **TORCH SYSTEM**

D. 321,889 11/1991 Swadall D26/168
5,927,847 7/1999 Cales 362/431

[75] Inventor: **Kapoor Chandaria**, Nairobi, Kenya

Primary Examiner—Susan J. Lucas
Attorney, Agent, or Firm—Sand & Sebolt

[73] Assignee: **Conros Corporation**, Scarborough, Canada

[57] **CLAIM**

[*] Notice: This patent is subject to a terminal disclaimer.

The ornamental design for a torch system, as shown and described.

[**] Term: **14 Years**

DESCRIPTION

[21] Appl. No.: **29/106,824**

FIG. 1 is a top perspective view of the torch system of the present invention;

[22] Filed: **Jun. 21, 1998**

FIG. 2 is a right side elevational view of the torch system shown in FIG. 1;

[51] **LOC (7) Cl.** **26-99**

FIG. 3 is a front elevational view of the torch system shown in FIG. 1;

[52] **U.S. Cl.** **D26/114**

FIG. 4 is a left side elevational view of the torch system shown in FIG. 1;

[58] **Field of Search** D26/67-71, 114, D26/115, 116, 117; 362/431, 432, 147, 153, 153.1, 157, 160; 431/356, 343, 350, 288, 298, 320

FIG. 5 is a rear elevational view of the torch system shown in FIG. 1;

[56] **References Cited**

FIG. 6 is a top plan view of the torch system shown in FIG. 1; and,

U.S. PATENT DOCUMENTS

FIG. 7 is a bottom view of the torch system shown in FIG. 1.

D. 11,616 1/1880 Adams D26/114
D. 317,059 5/1991 Menter D26/117

1 Claim, 3 Drawing Sheets



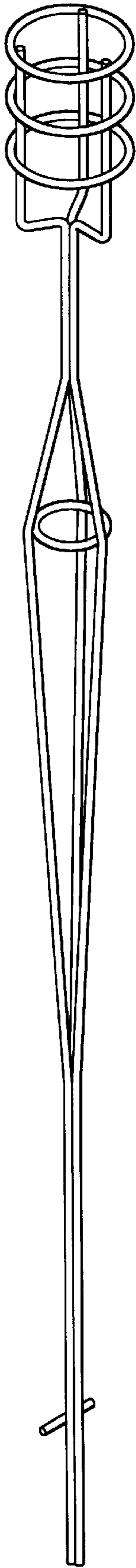


FIG-1

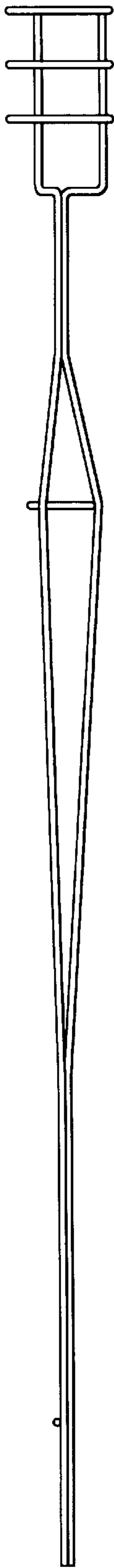


FIG-2

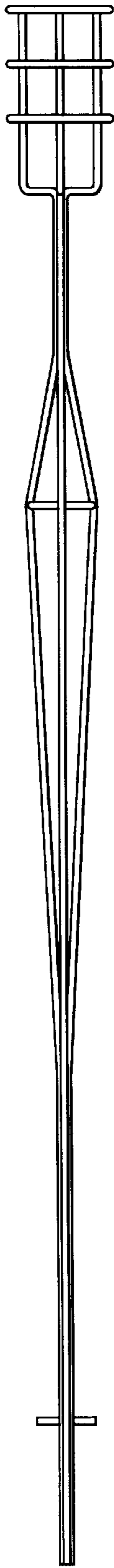


FIG-3



FIG-4




FIG-5

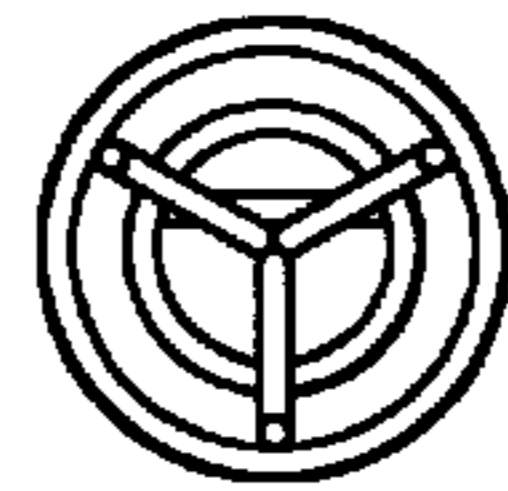


FIG-6

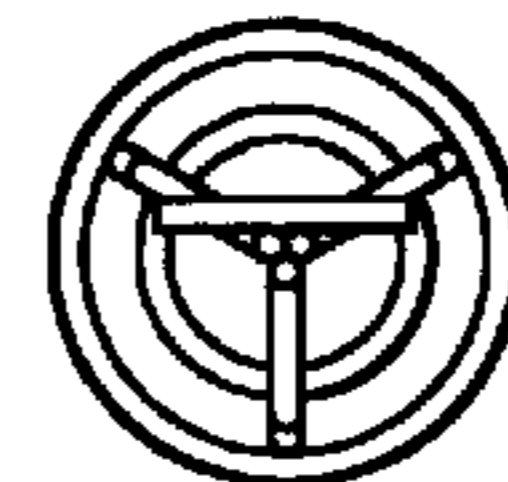


FIG-7