



US00D431639S

United States Patent [19]
Green et al.

[11] **Patent Number: Des. 431,639**
[45] **Date of Patent: ** Oct. 3, 2000**

[54] **SHOWER CONTROL KNOB**
[75] Inventors: **Eric D. Green**, Cleveland Heights;
Paul P. Kolada, Bexley; **Mark E. Mnich**; **Michael J. Painter**, both of Columbus, all of Ohio
[73] Assignee: **Moen Incorporated**, North Olmsted, Ohio
[**] Term: **14 Years**

D. 300,770 4/1989 Kohler, Jr. et al. .
D. 300,902 5/1989 Kohler, Jr. et al. .
D. 311,439 10/1990 Kohler, Jr. et al. .
D. 323,020 1/1992 Kolada D23/250
D. 324,807 3/1992 Reid et al. D8/310
D. 329,911 9/1992 Yost .
D. 336,946 6/1993 Levien .
D. 346,644 5/1994 Bonnell D23/252
D. 358,870 5/1995 Formgren D23/250
D. 378,775 4/1997 Kergoet D23/250
D. 397,424 8/1998 Ficken, Jr. et al. D23/241

[21] Appl. No.: **29/104,676**
[22] Filed: **May 10, 1999**
[51] **LOC (7) Cl.** **23-02**
[52] **U.S. Cl.** **D23/304; D23/250**
[58] **Field of Search** D23/238-243,
D23/250-254, 303-311, 283; D8/300-311;
121/116 R-121; 4/675-678, 559, 661

Primary Examiner—Eric Watterson
Attorney, Agent, or Firm—Dorn, McEachran, Jambor & Keating

[57] **CLAIM**

The ornamental design for a shower control knob, as shown and described.

DESCRIPTION

FIG. 1 is a front view of a shower control knob showing our new design;
FIG. 2 is a side view thereof, with the opposite side being a mirror image;
FIG. 3 is a bottom view thereof;
FIG. 4 is a top view thereof; and,
FIG. 5 is a rear view thereof.

[56] **References Cited**
U.S. PATENT DOCUMENTS

D. 15,754 1/1885 Russell, Jr. .
D. 101,477 10/1936 Bahr .
D. 290,495 6/1987 Ryan .
D. 298,564 11/1988 Paul .
D. 300,652 4/1989 Kohler, Jr. et al. .

1 Claim, 1 Drawing Sheet

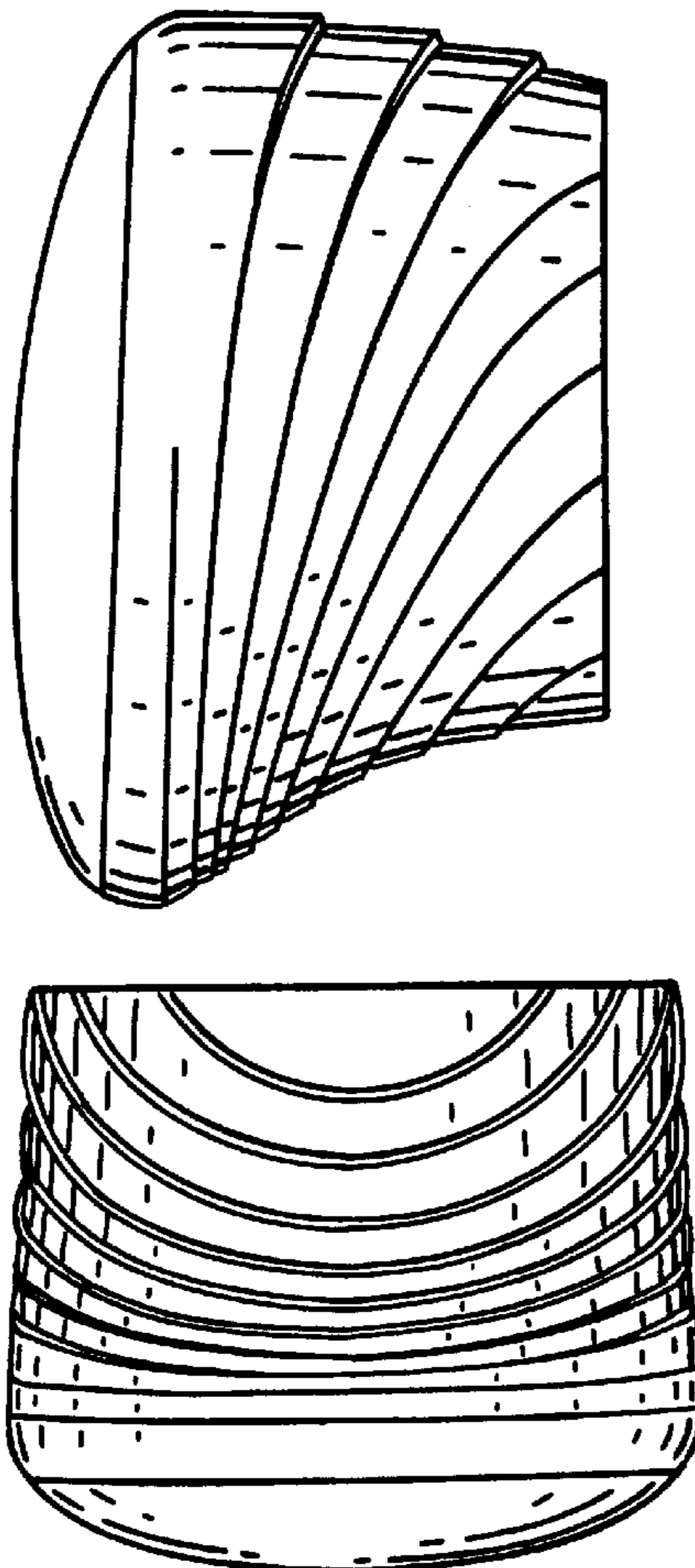


Fig. 1.

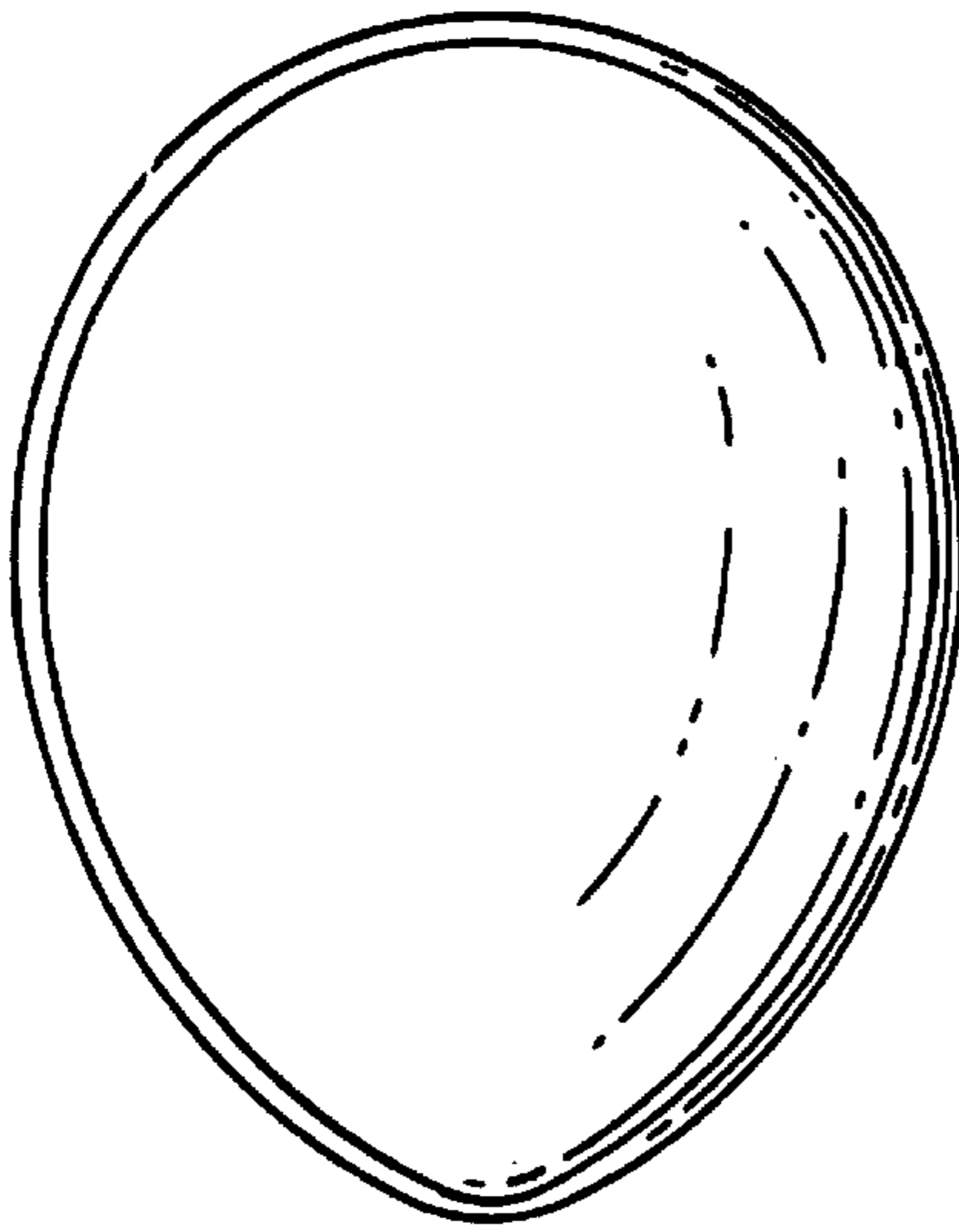


Fig. 2.

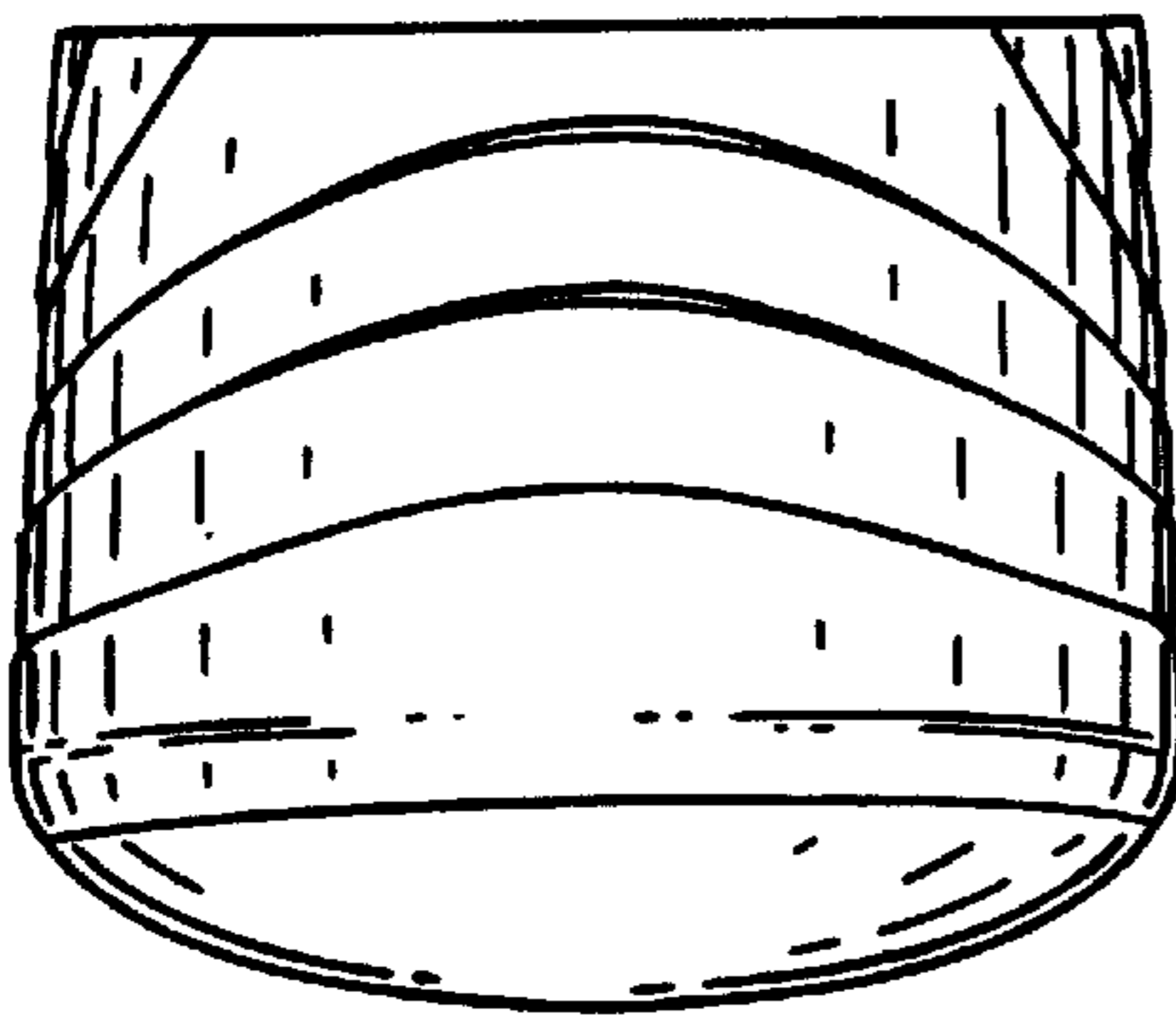
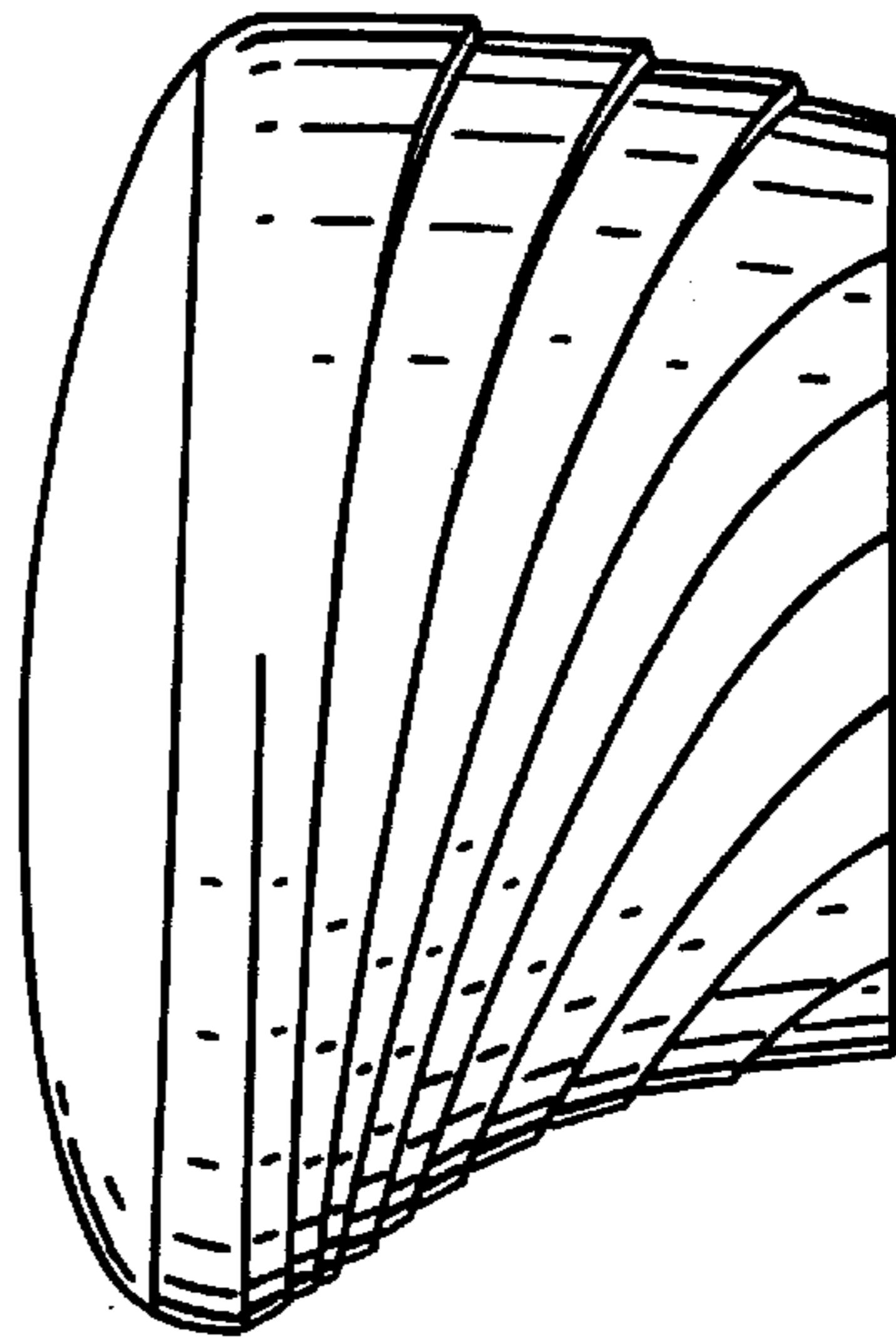


Fig. 3.

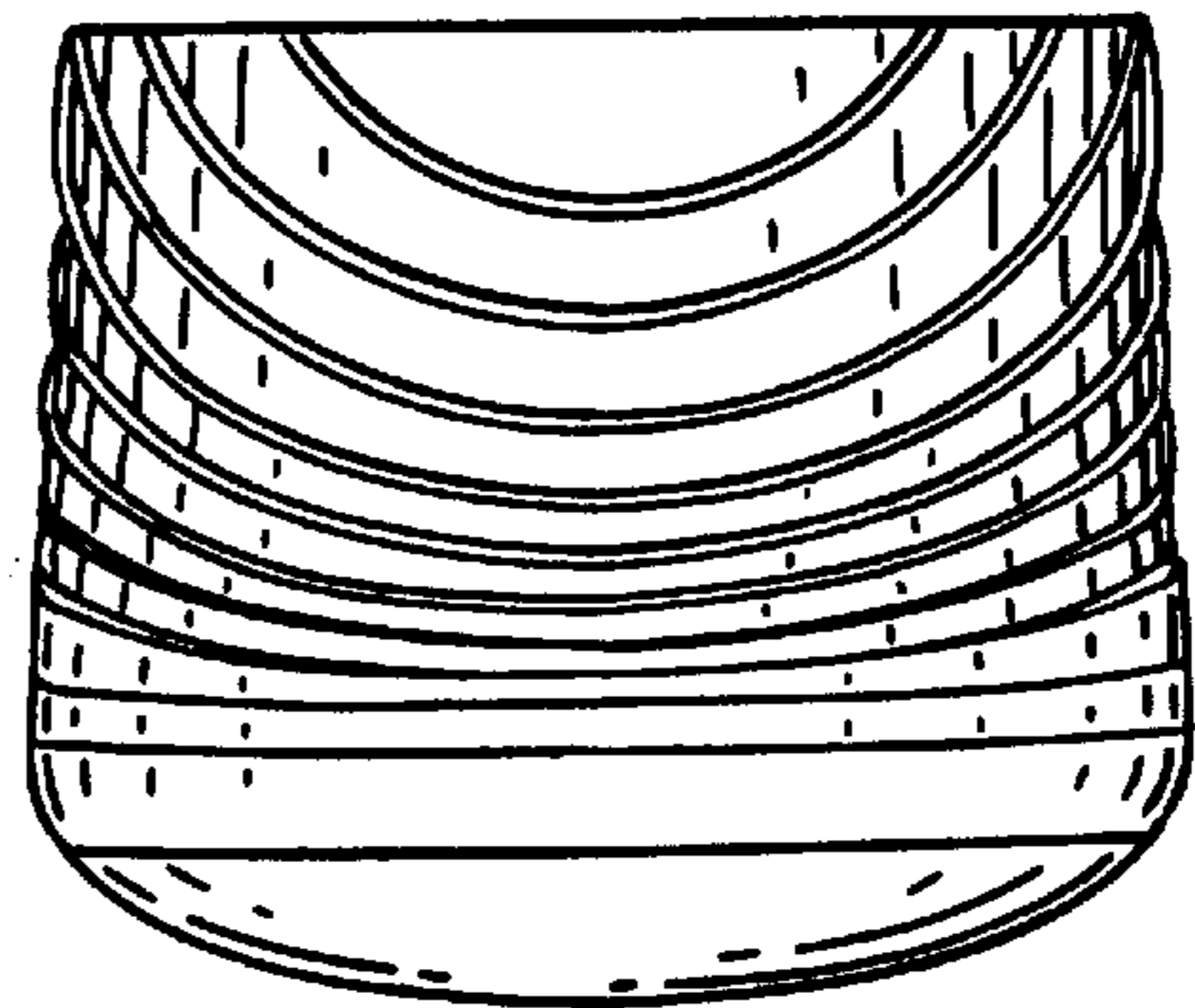


Fig. 4.




Fig. 5.