



US00D431622S

United States Patent [19]
Sato

[11] **Patent Number: Des. 431,622**
[45] **Date of Patent: ** Oct. 3, 2000**

[54] **GOLF CLUB HEAD**

[75] Inventor: **Tokuo Sato**, Fuchu, Japan

[73] Assignee: **Ryobi Ltd.**, Japan

[**] Term: **14 Years**

[21] Appl. No.: **29/096,060**

[22] Filed: **Oct. 30, 1998**

[30] **Foreign Application Priority Data**

Jul. 31, 1998 [JP] Japan 10-21864

[51] **LOC (7) Cl.** **21-02**

[52] **U.S. Cl.** **D21/748**

[58] **Field of Search** D21/747-751;
473/324, 327-331, 350

[56] **References Cited**

U.S. PATENT DOCUMENTS

D. 393,675	4/1998	Hoeflich	D21/748
D. 398,687	9/1998	Miyajima et al.	D21/747
D. 404,098	1/1999	Ishikawa et al.	D21/783
D. 408,485	4/1999	Takahashi et al.	D21/747
5,735,755	4/1998	Kobayashi	473/350

OTHER PUBLICATIONS

Golf Digest; p. 114; '80 Honeycomb II, Jan. 1980.
Edwin Watts catalog; back cover; Cleveland Golf irons, May 1996.

Golf Day; p. 9, "Viper Bite" wedge, Nov. 1996.

Primary Examiner—Mitchell Siegel
Attorney, Agent, or Firm—Rader, Fishman&Grauer

[57] **CLAIM**

The ornamental design for a golf club head, as shown and described.

DESCRIPTION

FIG. 1 is a top, rear, left perspective view of a golf club head showing my new design;
FIG. 2 is a bottom, rear, right perspective view thereof;
FIG. 3 is a top plan view thereof;
FIG. 4 is a bottom plan view thereof;
FIG. 5 is a front elevational view thereof;
FIG. 6 is a rear elevational view thereof;
FIG. 7 is a left side elevational view thereof; and,
FIG. 8 is a right side elevational view thereof.

1 Claim, 8 Drawing Sheets





FIGURE 1



FIGURE 2




FIGURE 3




FIGURE 4




FIGURE 5



FIGURE 6

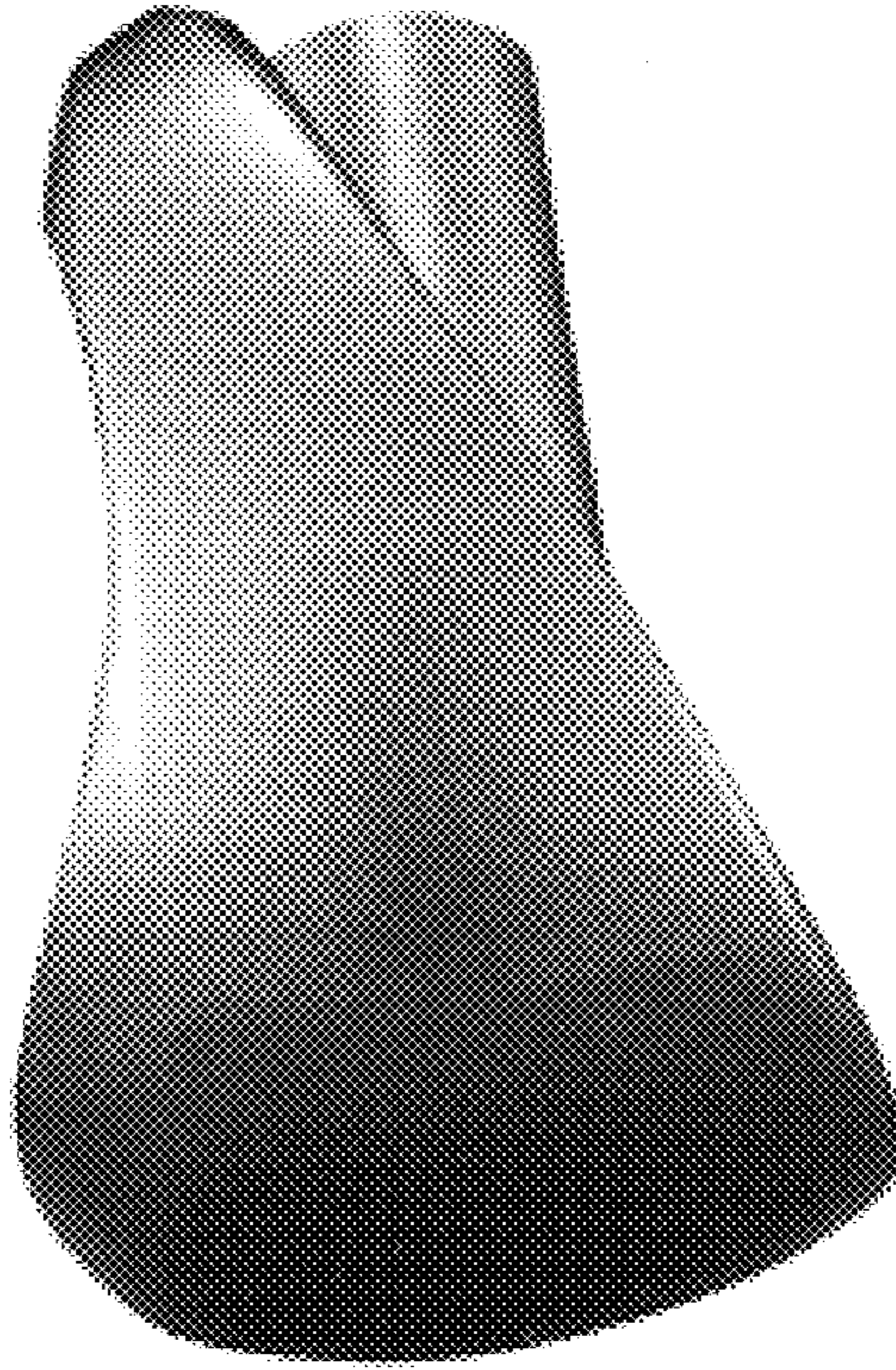


FIGURE 7

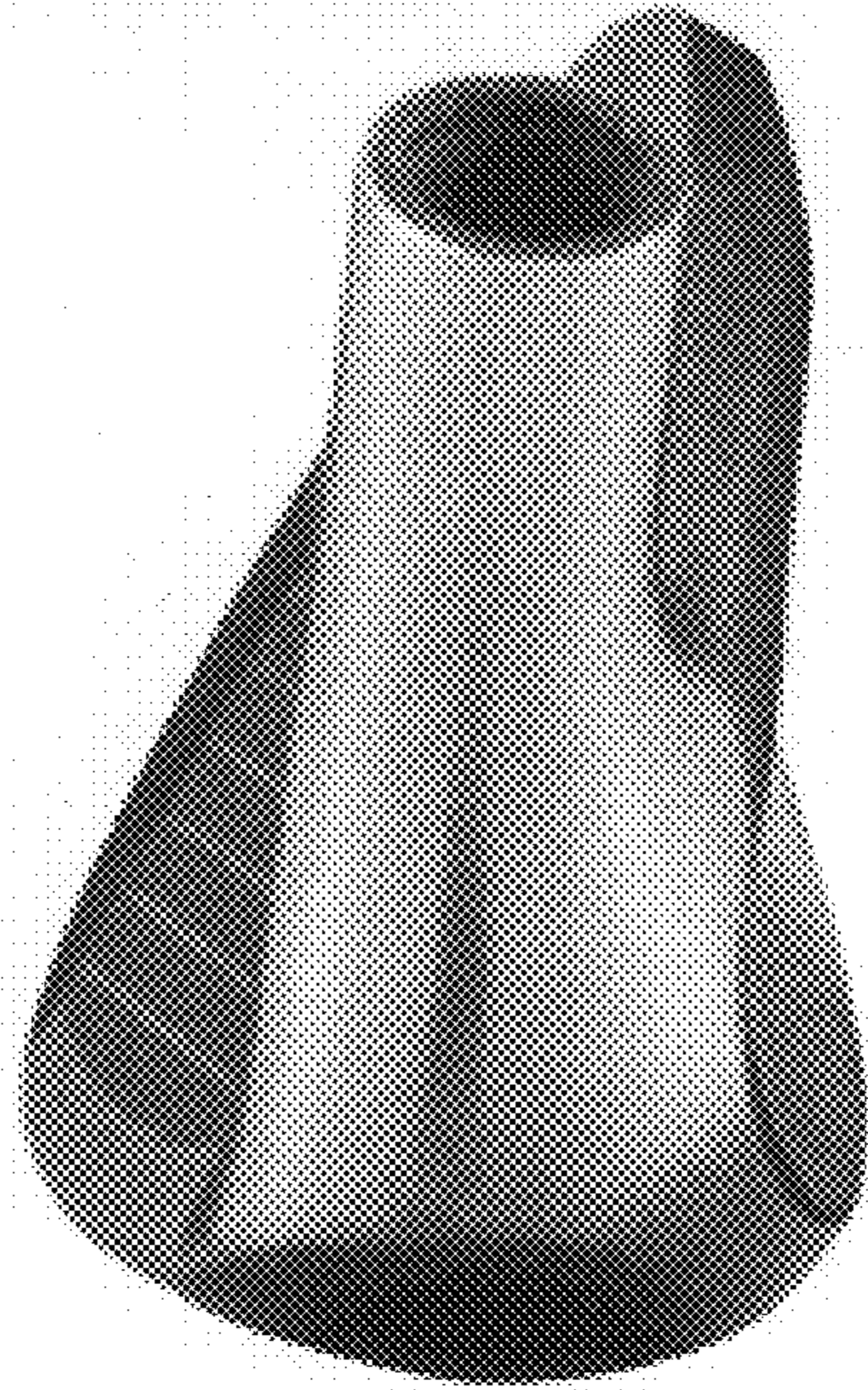


FIGURE 8